Mount Polley Mining Corporation

an Imperial Metals company

Box 12 • Likely, BC V0L 1N0 • T 250.790.2215 • F 250.790.2613

September 26, 2014

Ministry of Environment
Mining Operations Environmental Protection
2080 Labieux Rd.
Nanaimo, BC
V9T 6J9

ATTN: Hubert Bunce, Mining Director, Environmental Protection

RE: Weekly Environmental Monitoring Update for the Week of September 17 – 23, 2014

Dear Mr. Bunce,

As of September 23, 2014, the monitoring program implemented in response to the Mount Polley Mine tailings release consists of the following components:

1) Water quality (Quesnel Lake including residential water intakes, Quesnel River, Polley Lake, and Hazeltine Creek);
2) Sediment quality (Quesnel Lake);
3) Soil quality (Hazeltine Creek); and
4) Fish Sampling.

The sediment quality, soil quality, and fish monitoring programs are being carried out as components of the Comprehensive Environmental Impact Assessment (CEIA) which has been implemented by Mount Polley Mining Corporation (MPMC) as per the Pollution Abatement Order issued by the Ministry of Environment on August 5, 2014. Results of these monitoring programs will be presented in reports detailing findings of the CEIA, and interim results are not included in this report.

The following sections summarize the water quality monitoring program, as well as changes, key actions and interactions relevant to the program. While this program is contributing to CEIA, monitoring occurring is still considered initial response monitoring, and is thus included in this report. This report provides a monitoring update for the week of September 17 – 23, 2014; the reporting week of Tuesday to Tuesday is used to allow time for data to be reviewed for quality assurance and quality control purposes prior to report submission on Friday.

Of relevance to downstream monitoring programs and results is that flow from the Tailings Storage Facility breach into Hazeltine Creek has been contained since September 4, 2014.

Water Quality Program

More than 110 locations have been sampled as of September 23, 2014 to assess and monitor water quality as part of the program. Drawings 621717-005-P1 through 621717-P8 (Figure 5, attached) show these sample locations.

The following parameters continue to form the basis for the monitoring program and evaluating impacts to water quality as a result of the release:

- In situ parameters (including lake profiles and the Quesnel River continuous monitoring sonde): specific conductance, turbidity, temperature, pH, and dissolved oxygen;
- Physical parameters: pH, conductivity, turbidity, total suspended and dissolved solids, hardness;
- Total and dissolved metals (excluding mercury);
- Anions: sulphate, chloride, fluoride;
- Nutrients: total ammonia, nitrate, nitrite, total nitrogen, orthophosphate, total phosphorous, dissolved phosphorous;
- Dissolved organic carbon; and
- Toxicity testing.

Table A (below) summarizes water quality monitoring completed to date. With the exception of toxicity testing, results have been provided in the attached tables:

- 1a – Quesnel Lake & River surface water;
- 1b - Quesnel Lake & River blanks;
- 1e - Quesnel Lake & River chlorophyll;
- 3a – Polley Lake surface water;
- 3b – Polley Lake blanks;
- 3d – Polley Lake chlorophyll;
- 4a – Hazeltine Creek surface water; and
- 4b – Hazeltine Creek blanks.

Results of the toxicity testing completed to date are provided in Table B. Continuous in situ turbidity data collected from QUR-1 (Quesnel River at the Quesnel River Research Centre) are provided in Figure A.

TABLE A: Summary of water quality monitoring programs

Monitoring Program	Area	Frequency	Sample Locations
Surface Water Sampling Program	***Polley Lake***	***Single Sample***	Previously sampled (not sampled September 17 – 23, 2014): • POL-1, POL-3, POL-4.
		Repeated Sites	Week of September 17 – 23, 2014: • Continued weekly profiles and samples at surface and bottom at POL-5, POL-6, P1, and P2.
	Polley Discharge and Hazeltine Creek	***Single Sample***	Previously sampled (not sampled September 17 – 23, 2014): • HAC-02, HAC-04, HAC-06.
		Repeated Sites	Week of September 17 – 23, 2014: • Continued weekly monitoring at HAD-1. • Continued weekly monitoring at HAC-05. • Weekly monitoring at HAC-03. • Continued daily monitoring at HAC-01 with the exception of September 20 and 21, 2014 due to Hazeltine Creek area being deemed a “no entry” zone as per the Safe Work Procedure.
	Quesnel River	***Repeated Sites***	Week of September 17 – 23, 2014: • Continued daily sampling at QUR-1: ISCO automatic sampler collects 3 samples per day, and a fourth grab sample is also collected. No samples missed. • A data logger records measurements of pH, temperature, conductivity, turbidity, dissolved oxygen, and specific conductance every 15 minutes.
	Quesnel Lake (Surface Grabs)	***Single Sample***	Previously sampled (not sampled September 17 – 23, 2014): • QUL-4 to QUR-8, QUR-11 to QUR-16, QUL-30, QUL-31, QUR-69, QUL-74, QUL-75, QUL-87, QUL-96.
		Repeated Sites	Previously sampled (not sampled September 17 – 23, 2014): • QUL-1, QUL-9, QUL-10, QUL-17, QUL-28. Week of September 17 – 23, 2014: • Surface sampling at QUL-18, QUL-20, and QUL-23 completed four times per week.
	Quesnel Lake (Profiles and Samples through Water Column)	***Single Sample***	Previously sampled sites: • QUL-28, QUL-65, QUL-67, QUL-68, QUL-70, QUL-71, QUL-72, QUL-73, QUL-76, QUL-78, QUL-80, QUL-106.
		Repeated Sites	Previously sampled (not sampled September 17 – 23, 2014): • QUL-3, QUL-18, QUL-19, QUL-26 Week of September 17 – 23, 2014: • Profiles at QUL-20 completed four times per week to confirm that the water column is well mixed that a surface sample is representative. • QUL-2, QUL-21, QUL-22, QUL-40, QUL-66, QUL-79, QUL-87, QUL-112*, QUL-119**, and QUL-120 are monitored two times per week. Samples are collected near surface, at 40m depth, and near lake bottom. *Waiting for additional sampling equipment to begin sampling QUL-76 (over 100m deep). QUL-112 is located closer to shore and has been selected as a replacement until longer profile cords are delivered. ** Waiting for additional sampling equipment to begin sampling QUL-110 (over 100m deep). QUL-119 is located closer to shore and has been selected as a replacement until longer profile cords are delivered.
Residential Water Intake Sampling Program	***Quesnel Lake***	***Single Sample***	Previously sampled (not sampled September 17 – 23, 2014): • QUL-32, QUL-33, QUL-34, QUL-36, QUL-39, QUL-62, QUL-63, QUL-77, QUL-81, QUL-82 to QUL-86, QUL-88, QUL-89, QUL-90, QUL-91, QUL-92, QUL-93, QUL-94, QUL-95, QUL-100, QUL-101, QUR-102, QUR-103, QUL-104, 107, 108, 109, raft creek site. Week of September 17 – 23, 2014: • QUL-111, QUL-113, QUL-114, QUL-115, QUL-116, QUL-117, QUL-118, QUL-121, QUL-122, QUL-123, QUL-124, QUL-125, QUL-126, QUL-127, QUL-128, QUL-129.
		Repeated Sites	Previously sampled (not sampled September 17 – 23, 2014): • QUL-35, QUL-37, QUL-38, QUL-60, QUL-61, QUL-64 Week of September 17 – 23, 2014: • QUL-105.

Table B: Summary of water toxicity test results

Date	Location	Location Description	Acute (96h) Rainbow Trout[1]	Acute (48-h) Daphnia magna[2]	Sublethal (7-d) fish survival and growth[3]	Sublethal (7-d) invertebrate survival and reproduction[4]	Sublethal (72-h) algal growth[5]	Sublethal (7-d) plant growth[6]	Results
August 6, 2014	QUR-1	Quesnel River at Research Station	✓	✓		✓			LC50 > 100% for rainbow trout and *D. magna* LC50, IC25, IC50 for *C. dubia* >100%
August 9, 2014	POL-2	Polley Lake near South End	✓	✓		✓			LC50 > 100% for rainbow trout and *D. magna* LC50, IC25, IC50 for *C. dubia* >100%
August 13, 2014	HAD-1	Discharge from Polley to Hazeltine	✓	✓	✓	✓	✓		LC50 >100% for rainbow trout and *D. magna* LC50, IC25, IC50 >100% for fathead minnow, *C.dubia* (interim) IC25, IC50 >95.2% for *P. subcapitata* (interim)
August 20, 2014	HAD-1	Discharge from Polley to Hazeltine	✓	✓	✓	✓	✓	✓	LC50 >100% for rainbow trout and *D. magna* LC50, IC25, IC50 >100% for fathead minnow, *C.dubia* (interim) IC25, IC50 >95.2% for *P. subcapitata* (interim) IC25, IC50 >97% *L. minor* (interim)
August 21, 2014	QUL-66-40m	Quesnel Lake Plume	✓	✓	✓	✓	✓	✓	LC50 >100% for rainbow trout and *D. magna* LC50 >100%, IC25 3.9%, IC50 9.8% for *C.dubia* (interim) LC50, IC25, IC50 >100% for fathead minnow (interim) IC25, IC50 >95.2% for *P. subcapitata* (interim) IC25, IC50 >97% *L. minor* (interim)
August 22, 2014	QUR-1	Quesnel River Research Centre	✓	✓	✓	✓	✓	✓	LC50 >100% for rainbow trout and *D. magna* (interim) LC50, IC25, IC50 >100% for, *C.dubia* (interim) LC25 70.4%, LC50 >100%, IC25 68.5%, IC50 >100% for fathead minnow (interim) IC25, IC50 >95.2% for *P. subcapitata* (interim) IC25, IC50 >97% *L. minor* (interim)
August 27, 2014	HAD-1	Discharge from Polley to Hazeltine			✓	✓			LC50, IC25, IC50 >100% for *C.dubia* (interim) LC25 42.4%,LC50 >100%, IC25 71.6%, IC50 >100% for fathead minnow (interim)
August 28, 2014	QUL-66-40m	Quesnel Lake Plume	✓	✓	✓	✓	✓	✓	LC50 >100% for rainbow trout and *D. magna* (interim) LC50>100%, IC25 3%, IC50 5.3% for, *C.dubia* (interim) LC50, IC25, IC50 >100% for fathead minnow (interim) IC25, IC50 >95.2% for *P. subcapitata* (interim) IC25, IC50 >97% *L. minor* (interim)
September 3, 2014	QUL-66-45m	Quesnel Lake Plume			✓	✓			LC50>100%, IC25 1.8%, IC50 13.6% for *C.dubia* (interim) LC25, LC50, IC25, IC50 >100% for fathead minnow (interim)
September 3, 2014	HAD-2	Discharge from Polley to Hazeltine			✓	✓			LC25, LC50, IC25, IC50 >100% for *C.dubia* (interim) LC25 not calculable, LC50 84.1%, IC25 24.2, IC50 >100% for fathead minnow (interim)
September 10, 2014	HAD-1	Discharge from Polley to Hazeltine			✓	✓			LC25, LC50, IC25, IC50 >100% for *C. dubia,* fathead minnow (interim)
September 10, 2014	QUL-66-48m	Quesnel Lake Plume			✓	✓			LC50>100%, IC25>1.56%, IC50 2.5% for *C.dubia* (interim) LC25, LC50, IC25, IC50 >100% for fathead minnow (interim)
September 16, 2014	QUL-66-48m	Quesnel Lake Plume			✓	✓			Pending
September 16, 2014	POL-6-14m	Polley Lake near plug		✓	✓	✓	✓	✓	LC50 > 100% for *D. Magna* Remaining results pending

[1]Rainbow trout acute lethality (96-hours)
[2]Daphnia magna acute lethality (48-hours)
[3]Fathead minnow survival and growth (7-days)
[4]Ceriodaphnia dubia survival and reproduction (up to 8-d)
[5]Algal growth (Pseudokirchneriella subcapitata - 72-hours)
[6]Plant growth (Lemna minor - 7-days)

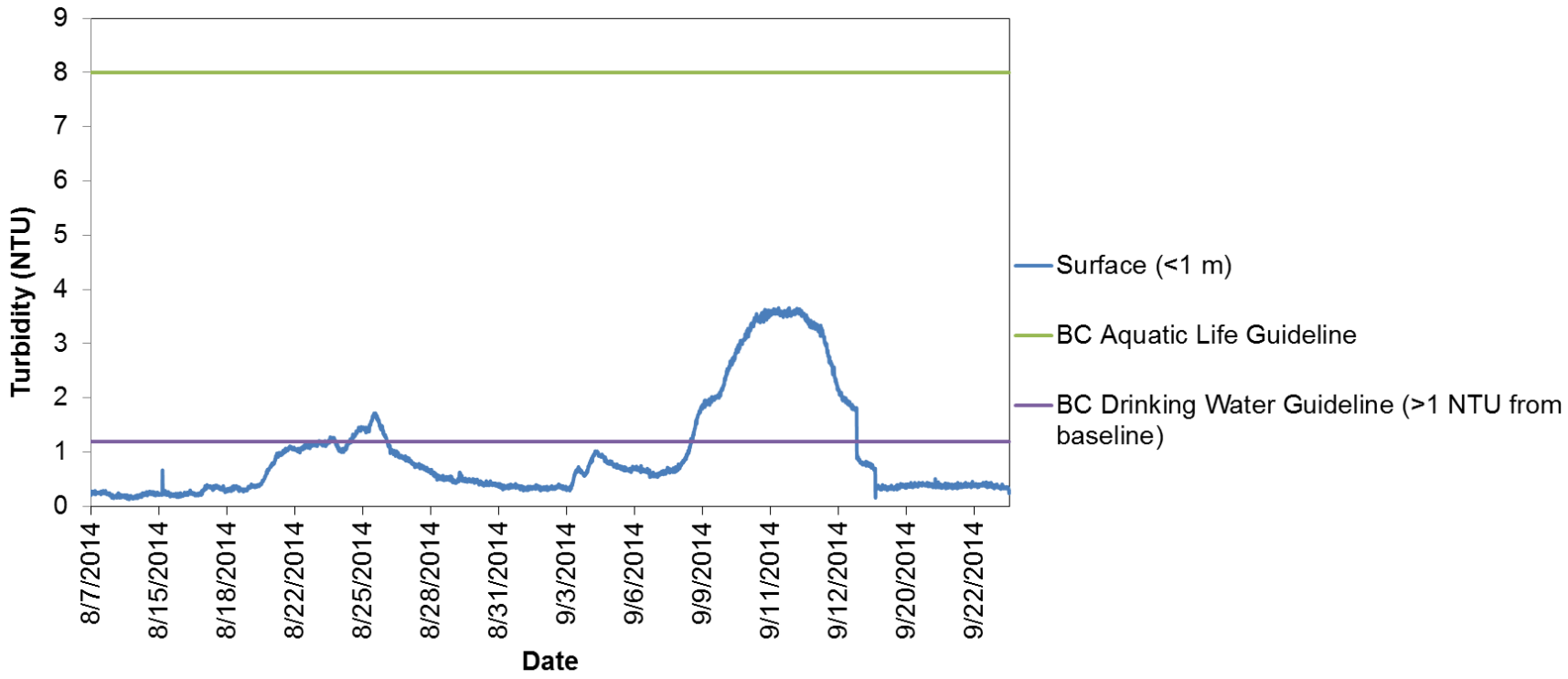

FIGURE A: Continuous in situ turbidity from sample location QUR-1

Summary of Modifications to the Monitoring Program

General

- Lab turnaround times have returned to 'priority' in order to obtain results in a more timely manner.

Polley Lake

- POL-3 and POL-4 (shore sample locations established prior to safe access to Polley Lake) were sampled for two weeks of overlap with locations now being monitored in the lake. POL-3 and POL-4 are no longer being monitored, and P1, P2, POL-5, and POL-6 will continue to be sampled on a weekly basis.
- Sublethal toxicity testing will continue on a monthly basis. Acute rainbow trout tests were unable to be completed the last two weeks due to lack of lab stock, and will be completed next week.

Hazeltine Creek

- Breach-1 (water flowing from the Tailings Storage Facility) is no longer being sampled because this water is not being discharged into Hazeltine Creek. In the event of an unplanned discharge, this water will be sampled.
- HAD-1 is continuing to be sampled on a weekly basis. During HAD-1 sampling, field parameters are taken at HAD-2 to confirm water chemistry is consistent with HAD-1.
- HAC-02 or HAC-03 (low flow seepage upstream of the Polley Lake discharge into Hazeltine Creek) and HAC-05 (downstream of the Polley Lake discharge at the Gavin Lake Road) are continuing to be sampled on a weekly basis.

Quesnel Lake

- Standardized sampling depths have been implemented at all profile locations for purpose of continuous data. Profile locations are now being sampled at surface, 40m, and 75-80m (or 1m above bottom for locations shallower than 75m).
- Chlorophyll a has been added to the profiling program, along with chlorophyll samples being taken to aid in profile interpretation.
- Sublethal toxicity testing at QUL-66 (within the plume) will continue on a monthly basis. Rainbow trout and *D. Magna* acute tests will not be carried out next month, as all results to date have shown LC50 results of 100%.
- Daily sampling will not be carried out on Thursday October 2, 2014 because a workshop on equipment calibration, use and maintenance for all field staff has been organized. Note that if a major weather event occurs, a monitoring crew will be mobilized.
- A partnership has been established to have zooplankton sampling be carried out by University of Northern British Columbia staff and students based out of the Quesnel River Research Centre. The Centre has been collecting zooplankton data since prior to the tailings breach.
- Sampling at water intakes for residents who have requested that MPMC sample their water sources is almost complete. Outstanding samples have not been completed due to residents not being home or returning phone messages to

provide permission to access their properties. Moving forward, an event-based sampling program will be implemented for Likely neighbourhoods if changes or movement in the plume are detected that may impact residential water sources.

- Supplemental monitoring continues to be carried out to support flow and plume modelling being completed by EBA-Tetra Tech.
- Changes to the core monitoring program may occur over the next weeks to improve the monitoring occurring in deeper portions of the lake, as discussed in the subsequent section 'Gaps Identified in the Monitoring Program and Next Actions'.

Quesnel River

- The ISCO automatic sampler at QUR-1 will be removed when freezing conditions begin to risk damaging the equipment (estimated to take place late-September to early October). Daily grab samples will continue, and the continuous monitoring sonde will remain in the river during freezing conditions.

<u>Gaps Identified in the Monitoring Program and Next Actions</u>

- It has been noted that data is not being collected in the deep areas of the West Arm of Quesnel Lake on a regular basis. Moving forward, to expand and improve the deep water monitoring program:
    - Deep water stations between the mouth of Hazeltine Creek and the convergence of the North and East Arms have been established and incorporated into the core monitoring program. They are currently being monitored twice weekly.
    - Sites in the West Arm are being reviewed and a program is being put in place to adjust the sites to nearby deeper areas, while still working to maintain data continuity.
    - A custom 250m cable for the in situ profiler is being ordered to improve MPMC's ability to monitor in situ parameters in deeper areas of the lake.

Summary of Daily Observations

September 17: Water at Polley Lake appeared black with organics present at surface.

September 18: No access to Hazeltine Creek due to water build up behind the dyke constructed across the Tailings Storage Facility breach.

September 18 – 23: Improved secchi depth readings in Quesnel Lake (ranging from 8 – 10m).

September 19: Quesnel Lake looking clearer and less green. Water appears to be dark blue.

September 20 – 21: Access to Hazeltine Creek was not allowed as per the Safe Work Procedure, and HAC-01 sample could not be collected.

September 17 – 23: Debris removal at mouth of Hazeltine Creek still in process. Some fine woody debris observed on surface of lake downstream as far as the narrows.

Summary of Public Interactions

September 10 – 23: Ongoing dialogue and data review with private property and lodge owners regarding water quality results as requested.

Please contact us with questions or concerns.

Sincerely,

Mount Polley Mining Corporation

Via email

Katie McMahen, P.Ag
Environmental Technologist
Mount Polley Mining Corporation
250-790-2215 ext. 2120
kmcmahen@mountpolley.com

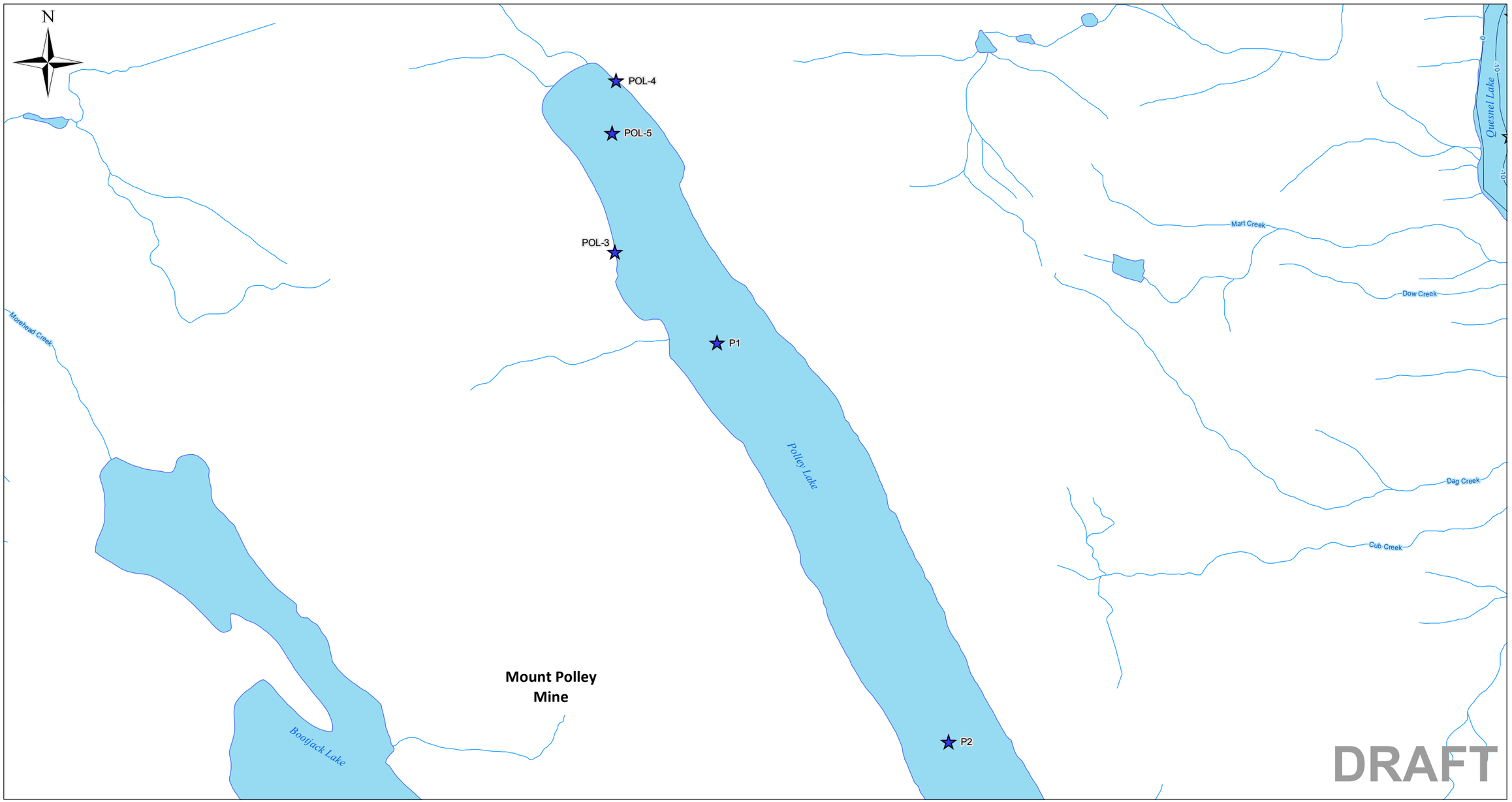

LEGEND

Surface Water Sampling Locations

- Hazeltine Creek (0)
- Polley Lake (5)
- Quesnel Lake (2)
- Other Areas (0)
- New Hazeltine Creek Channel (Approximate)

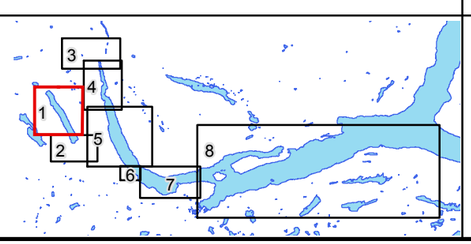

NOTES

1. Original in colour.
2. Numerical scale reflects full-size print. Print scaling will distort this scale, however scale bar will remain accurate.
3. Intended for illustration purposes, accuracy has not been verified for construction or navigation purposes.

REFERENCES

0 125 250 500 750 1,000 Meters

1. Data provided by Mount Polley Mining Corporation
2. Data downloaded from Data.Gov.BC.ca Data Distribution Service.
3. Orthophoto collected by McElhanney on August 5th, 2014

SNC·LAVALIN

CLIENT NAME: MPMC	PROJECT LOCATION: Mount Polley Mine, British Columbia

Figure 5: Current Monitoring Locations
Page 1 of 8

BY: CJW	SCALE: 1:24,500	DATE: 2014/09/26	REF No: REV: 0
CHK'D: JL	PROJ COORD SYS: NAD 1983 UTM Zone 10N		621717-005-P1

Project Path: P:\Current Projects\Mount Polley\621717\

MXD Path: P:\LOB\EIAM-BC\Current Projects\Mount Polley Mining Corporation\621717_Mount Polley Mine\4.0 Execution\4.5 GIS and Drawings\GIS\621717-005_SampleLocPlanSeries.mxd

N

POL-6
Polley Lake
POL-2
POL-1

Booljack Creek

LDA

Hazeltine Creek

HAC03
HAC02
Breach-01
HAD-1
HAD-2
HAC04
Hazeltine Creek
HAC07

TAILINGS
STORAGE
FACILITY AREA

DRAFT

LEGEND

Surface Water Sampling Locations

- Hazeltine Creek (6)
- Polley Lake (3)
- Quesnel Lake (0)
- Other Areas (2)
- New Hazeltine Creek Channel (Approximate)

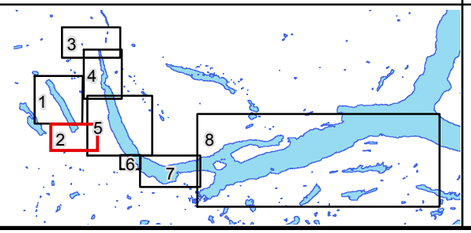

NOTES

1. Original in colour.
2. Numerical scale reflects full-size print. Print scaling will distort this scale, however scale bar will remain accurate.
3. Intended for illustration purposes, accuracy has not been verified for construction or navigation purposes.

REFERENCES

0 70 140 280 420 560 Meters

1. Data provided by Mount Polley Mining Corporation
2. Data downloaded from Data.Gov.BC.ca Data Distribution Service.
3. Orthophoto collected by McElhanney on August 5th, 2014

SNC·LAVALIN

CLIENT NAME:	PROJECT LOCATION:
MPMC	Mount Polley Mine, British Columbia

Figure 5: Current Monitoring Locations
Page 2 of 8

BY: CJW	SCALE: 1:13,800	DATE: 2014/09/26	REF No:	REV: 0
CHK'D: JL	PROJ COORD SYS: NAD 1983 UTM Zone 10N		621717-005-P2	

Project Path: P:\Current Projects\Mount Polley\621717\

MXD Path: P:\LOB\EIAM-BC\Current Projects\Mount Polley Mining Corporation\621717_Mount Polley Mine\4.0 Execution\4.5 GIS and Drawings\GIS\621717-005_SampleLocPlanSeries.mxd

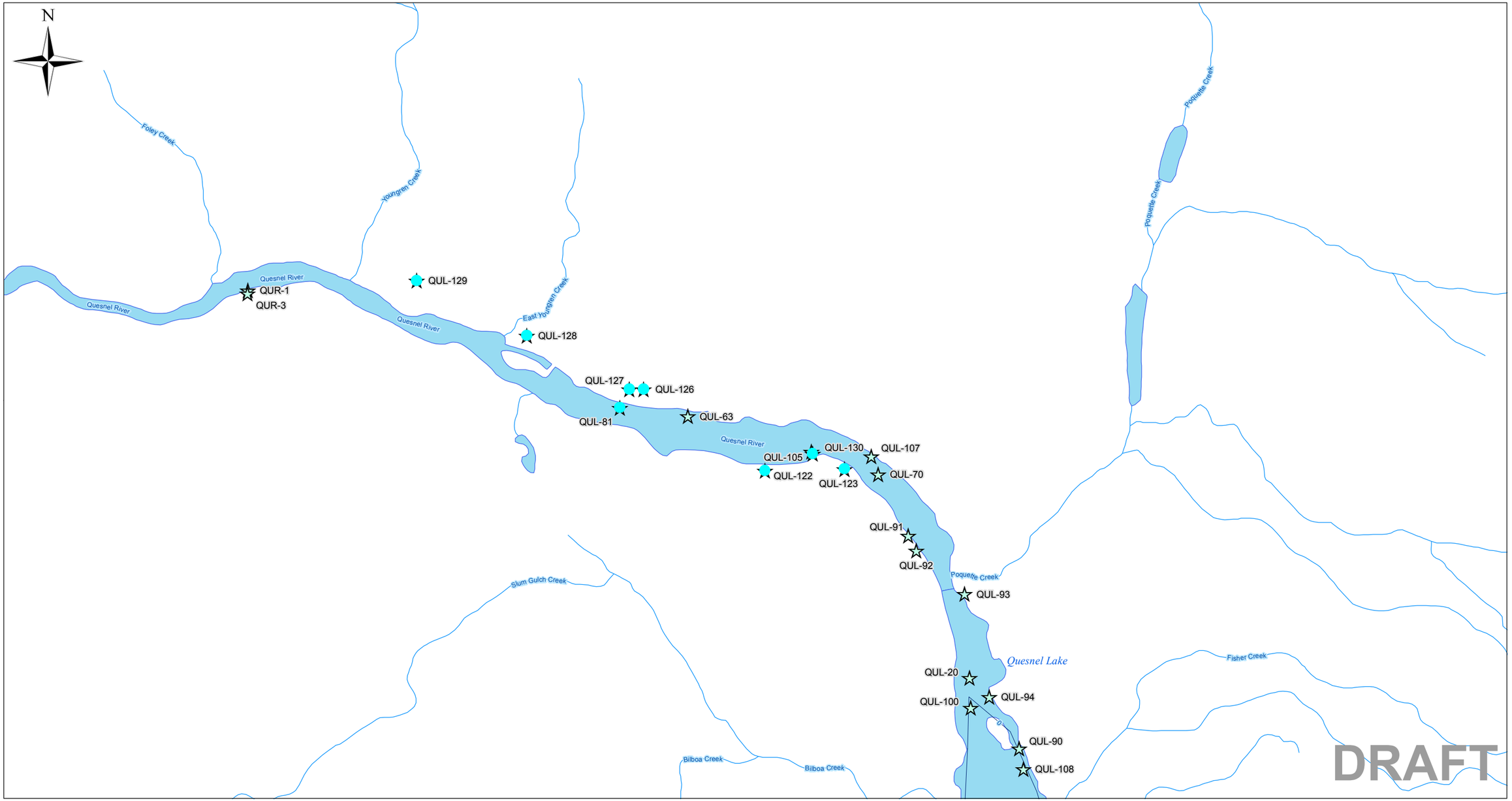

LEGEND

Surface Water Sampling Locations

- Hazeltine Creek (0)
- Polley Lake (0)
- Quesnel Lake (22)
- Other Areas (0)
- New Hazeltine Creek Channel (Approximate)

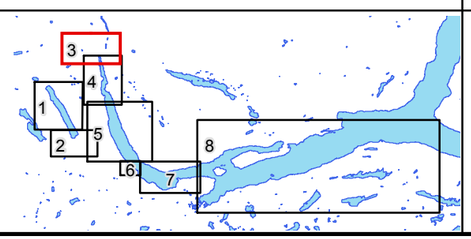

NOTES

1. Original in colour.
2. Numerical scale reflects full-size print. Print scaling will distort this scale, however scale bar will remain accurate.
3. Intended for illustration purposes, accuracy has not been verified for construction or navigation purposes.

REFERENCES

0 80 160 320 480 640 Meters

1. Data provided by Mount Polley Mining Corporation
2. Data downloaded from Data.Gov.BC.ca Data Distribution Service.
3. Orthophoto collected by McElhanney on August 5th, 2014

SNC·LAVALIN

CLIENT NAME:	PROJECT LOCATION:
MPMC	Mount Polley Mine, British Columbia

Figure 5: Current Monitoring Locations
Page 3 of 8

BY: CJW	SCALE: 1:16,200	DATE: 2014/09/26	REF No:	REV: 0
CHK'D: JL	PROJ COORD SYS: NAD 1983 UTM Zone 10N		621717-005-P3	

Project Path: P:\Current Projects\Mount Polley\621717\

MXD Path: P:\LOB\EIAM-BC\Current Projects\Mount Polley Mining Corporation\621717_Mount Polley Mine\4.0 Execution\4.5 GIS and Drawings\GIS\621717-005_SampleLocPlanSeries.mxd

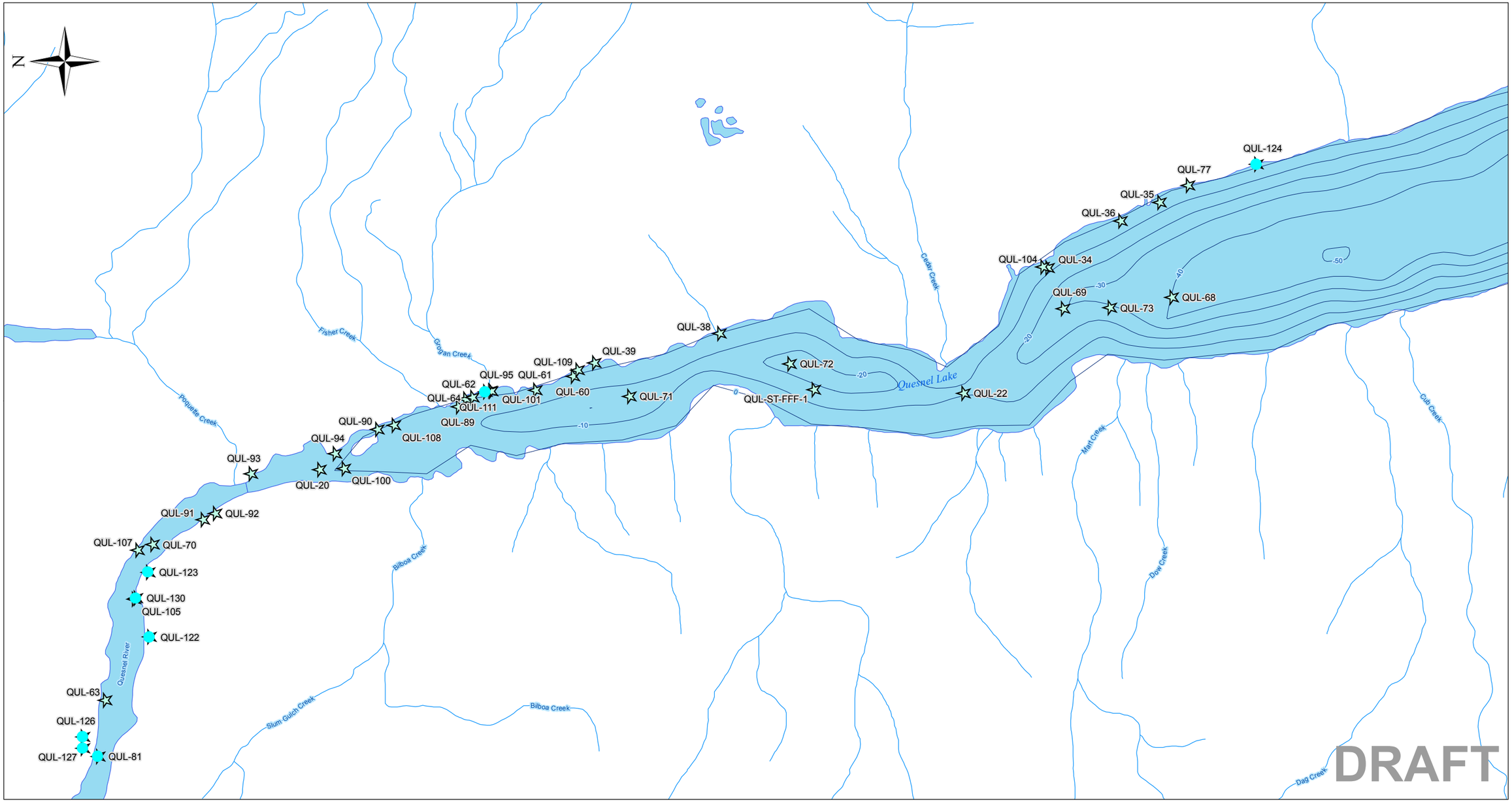

LEGEND

Surface Water Sampling Locations

- Hazeltine Creek (0)
- Polley Lake (0)
- Quesnel Lake (42)
- Other Areas (0)
- New Hazeltine Creek Channel (Approximate)

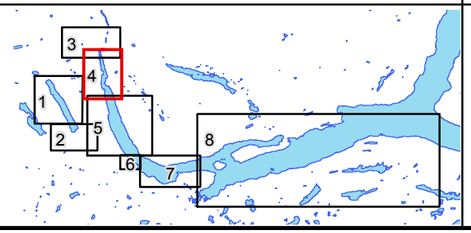

NOTES

1. Original in colour.
2. Numerical scale reflects full-size print. Print scaling will distort this scale, however scale bar will remain accurate.
3. Intended for illustration purposes, accuracy has not been verified for construction or navigation purposes.

REFERENCES

0 100 200 400 600 800 Meters

1. Data provided by Mount Polley Mining Corporation
2. Data downloaded from Data.Gov.BC.ca Data Distribution Service.
3. Orthophoto collected by McElhanney on August 5th, 2014

SNC·LAVALIN

CLIENT NAME: MPMC	PROJECT LOCATION: Mount Polley Mine, British Columbia

Figure 5: Current Monitoring Locations
Page 4 of 8

BY: CJW	SCALE: 1:19,800	DATE: 2014/09/26	REF No: 621717-005-P4 REV: 0
CHK'D: JL	PROJ COORD SYS: NAD 1983 UTM Zone 10N		

Project Path: P:\Current Projects\Mount Polley\621717\

MXD Path: P:\LOB\EIAM-BC\Current Projects\Mount Polley Mining Corporation\621717_Mount Polley Mine\4.0 Execution\4.5 GIS and Drawings\GIS\621717-005_SampleLocPlanSeries.mxd

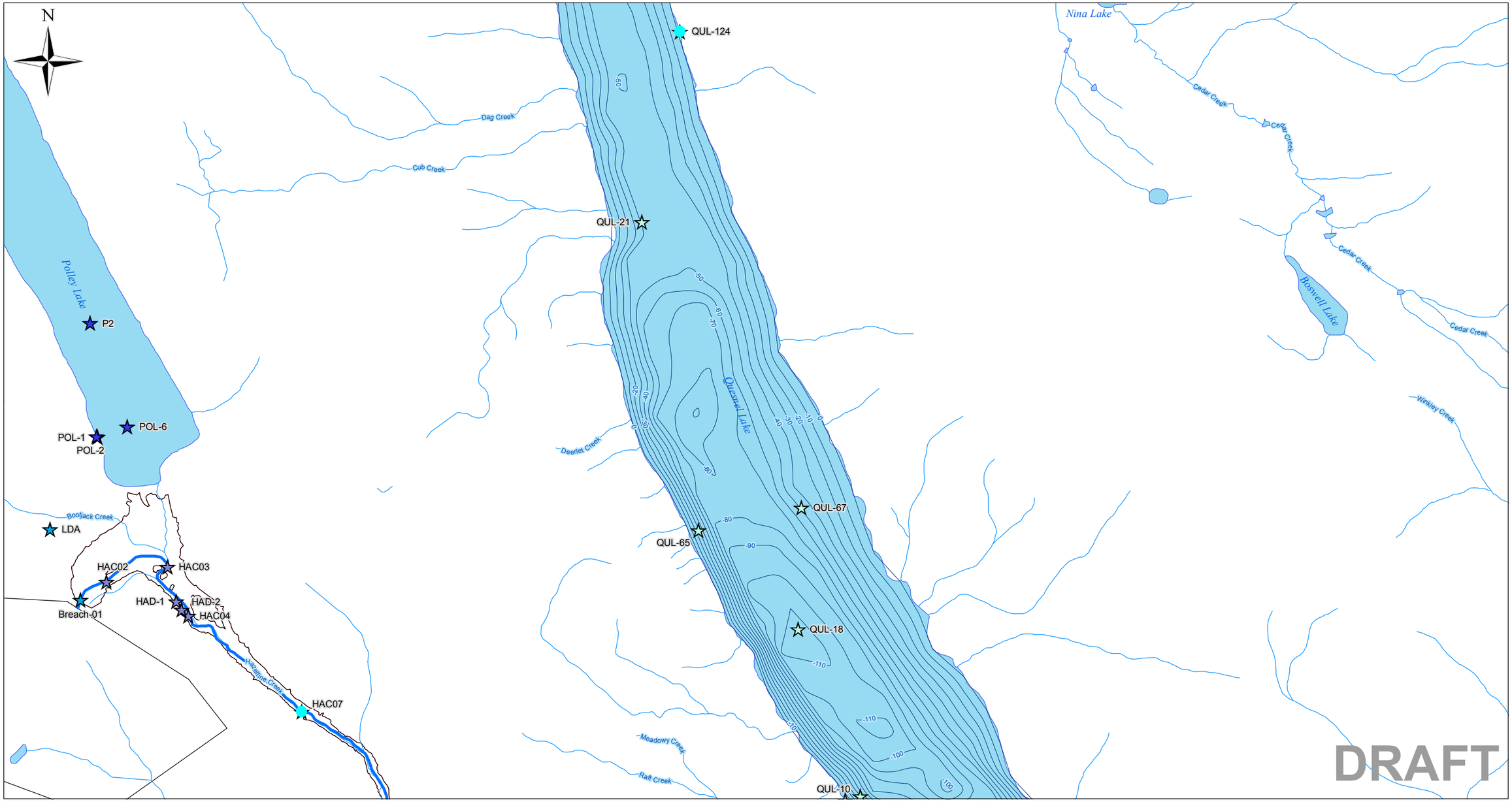

LEGEND

Surface Water Sampling Locations

- Hazeltine Creek (6)
- Polley Lake (4)
- Quesnel Lake (7)
- Other Areas (2)
- New Hazeltine Creek Channel (Approximate)

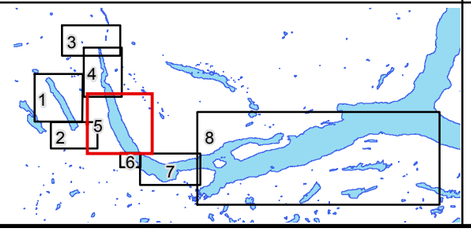

NOTES

1. Original in colour.
2. Numerical scale reflects full-size print. Print scaling will distort this scale, however scale bar will remain accurate.
3. Intended for illustration purposes, accuracy has not been verified for construction or navigation purposes.

REFERENCES

0 160 320 640 960 1,280 Meters

1. Data provided by Mount Polley Mining Corporation
2. Data downloaded from Data.Gov.BC.ca Data Distribution Service.
3. Orthophoto collected by McElhanney on August 5th, 2014

SNC·LAVALIN

CLIENT NAME: MPMC	PROJECT LOCATION: Mount Polley Mine, British Columbia

Figure 5: Current Monitoring Locations
Page 5 of 8

BY: CJW	SCALE: 1:31,000	DATE: 2014/09/26	REF No: 621717-005-P5 REV: 0
CHK'D: JL	PROJ COORD SYS: NAD 1983 UTM Zone 10N		

MXD Path: P:\LOB\EIA\M-BC\Current Projects\Mount Polley Mining Corporation\621717_Mount Polley Mine\4.0 Execution\4.5 GIS and Drawings\GIS\621717-005_SampleLocPlanSeries.mxd

Project Path: P:\Current Projects\Mount Polley\621717\

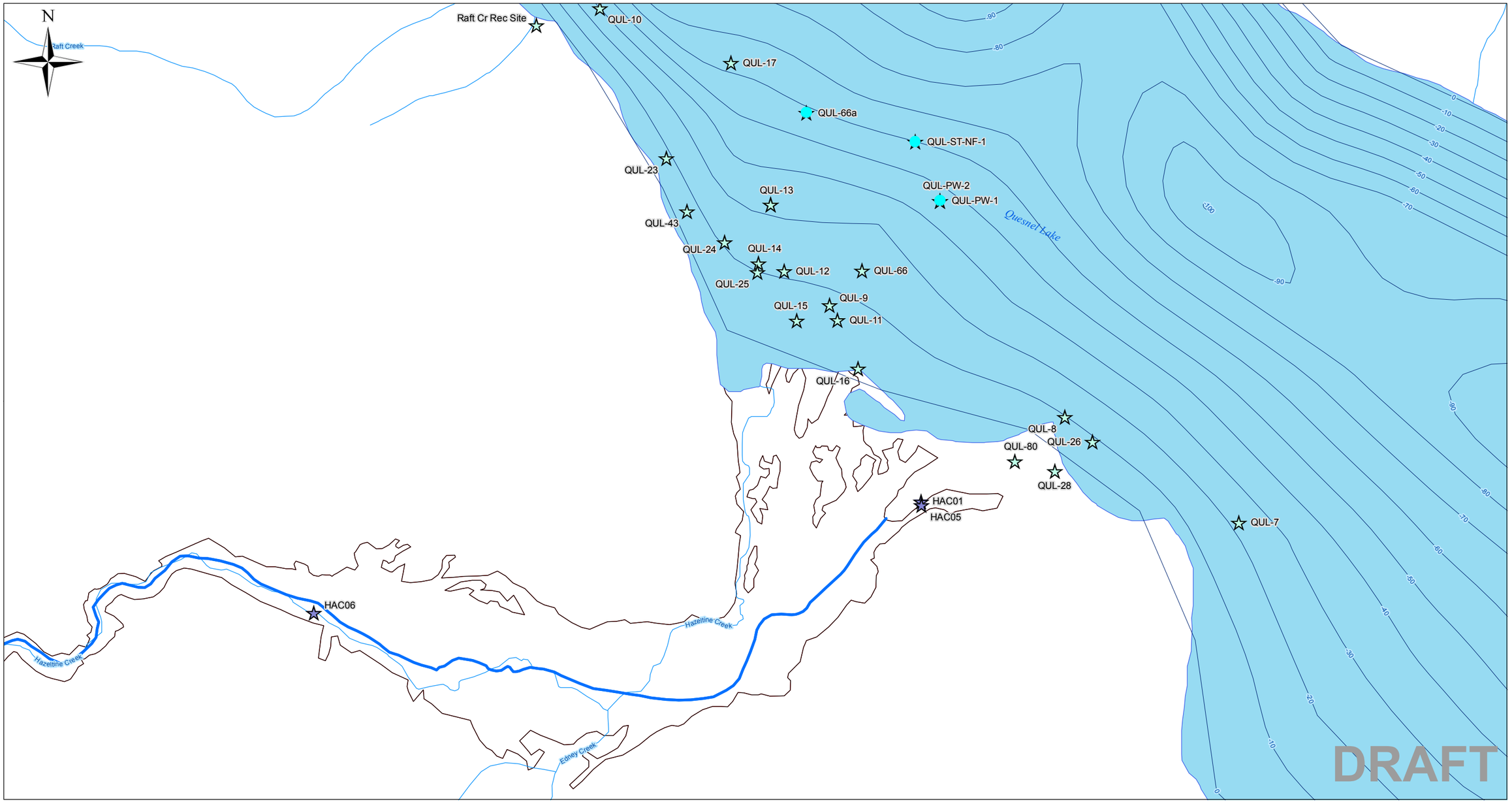

LEGEND

Surface Water Sampling Locations

- Hazeltine Creek (3)
- Polley Lake (0)
- Quesnel Lake (25)
- Other Areas (0)
- New Hazeltine Creek Channel (Approximate)

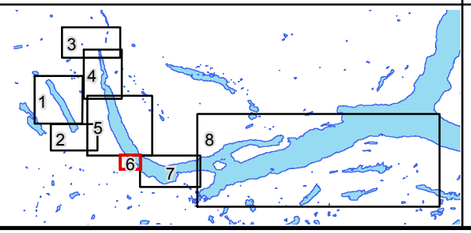

NOTES

1. Original in colour.
2. Numerical scale reflects full-size print. Print scaling will distort this scale, however scale bar will remain accurate.
3. Intended for illustration purposes, accuracy has not been verified for construction or navigation purposes.

REFERENCES

0 37.5 75 150 225 300 Meters

1. Data provided by Mount Polley Mining Corporation
2. Data downloaded from Data.Gov.BC.ca Data Distribution Service.
3. Orthophoto collected by McElhanney on August 5th, 2014

SNC·LAVALIN

CLIENT NAME:	PROJECT LOCATION:
MPMC	Mount Polley Mine, British Columbia

Figure 5: Current Monitoring Locations
Page 6 of 8

BY: CJW	SCALE: 1:7,400	DATE: 2014/09/26	REF No:	REV: 0
CHK'D: JL	PROJ COORD SYS: NAD 1983 UTM Zone 10N		621717-005-P6	

Project Path: P:\Current Projects\Mount Polley\621717\

MXD Path: P:\LOB\EIAM-BC\Current Projects\Mount Polley Mining Corporation\621717_Mount Polley Mine\4.0 Execution\4.5 GIS and Drawings\GIS\621717-005_SampleLocPlanSeries.mxd

N

Winkley Creek

Quesnel Lake

QUL-125
QUL-114
QUL-88
QUL-86
QUL-85
QUL-118
QUL-82
QUL-83
QUL-117
QUL-115
QUL-113
QUL-84
QUL-37
QUL-121
QUL-75
QUL-74
QUL-1
QUL-2a
QUL-6
QUL-5
QUL-96
QUL-2
QUL-4
QUL-102
QUL-3
QUL-103

DRAFT

LEGEND

Surface Water Sampling Locations

- Hazeltine Creek (0)
- Polley Lake (0)
- Quesnel Lake (27)
- Other Areas (0)
- New Hazeltine Creek Channel (Approximate)

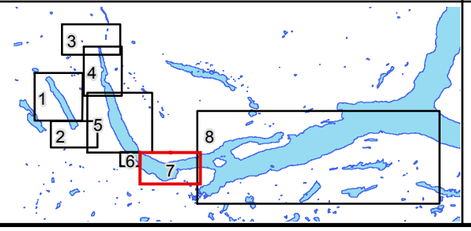

NOTES

1. Original in colour.
2. Numerical scale reflects full-size print. Print scaling will distort this scale, however scale bar will remain accurate.
3. Intended for illustration purposes, accuracy has not been verified for construction or navigation purposes.

REFERENCES

0 85 170 340 510 680 Meters

1. Data provided by Mount Polley Mining Corporation
2. Data downloaded from Data.Gov.BC.ca Data Distribution Service.
3. Orthophoto collected by McElhanney on August 5th, 2014

SNC·LAVALIN

CLIENT NAME:	PROJECT LOCATION:
MPMC	Mount Polley Mine, British Columbia

Figure 5: Current Monitoring Locations
Page 7 of 8

BY: CJW	SCALE: 1:16,600	DATE: 2014/09/26	REF No:	REV: 0
CHK'D: JL	PROJ COORD SYS: NAD 1983 UTM Zone 10N		621717-005-P7	

Project Path: P:\Current Projects\Mount Polley\621717\

MXD Path: P:\LOB\EIAM-BC\Current Projects\Mount Polley Mining Corporation\621717_Mount Polley Mine\4.0 Execution\4.5 GIS and Drawings\GIS\621717-005_SampleLocPlanSeries.mxd

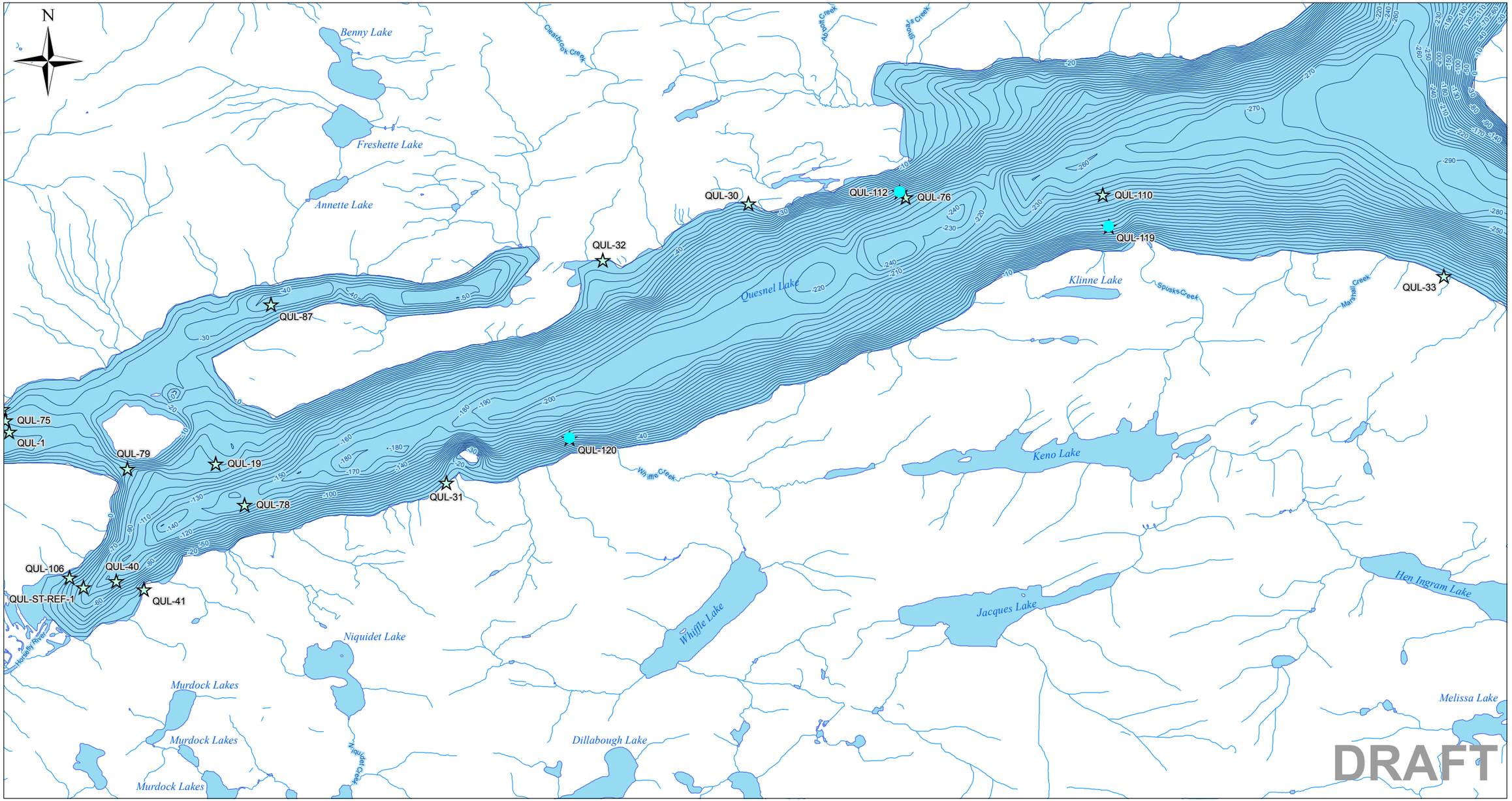

LEGEND

Surface Water Sampling Locations

- Hazeltine Creek (0)
- Polley Lake (0)
- Quesnel Lake (21)
- Other Areas (0)
- New Hazeltine Creek Channel (Approximate)

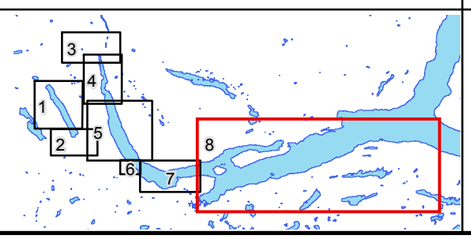

NOTES

1. Original in colour.
2. Numerical scale reflects full-size print. Print scaling will distort this scale, however scale bar will remain accurate.
3. Intended for illustration purposes, accuracy has not been verified for construction or navigation purposes.

REFERENCES

0 340 680 1,360 2,040 2,720 Meters

1. Data provided by Mount Polley Mining Corporation
2. Data downloaded from Data.Gov.BC.ca Data Distribution Service.
3. Orthophoto collected by McElhanney on August 5th, 2014

SNC·LAVALIN

CLIENT NAME: MPMC	PROJECT LOCATION: Mount Polley Mine, British Columbia

Figure 5: Current Monitoring Locations
Page 8 of 8

BY: CJW	SCALE: 1:66,800	DATE: 2014/09/26	REF No: 621717-005-P8 REV: 0
CHK'D: JL	PROJ COORD SYS: NAD 1983 UTM Zone 10N		

Project Path: P:\Current Projects\Mount Polley\621717\

MXD Path: P:\LOB\EIAM-BC\Current Projects\Mount Polley Mining Corporation\621717_Mount Polley Mine\4.0 Execution\4.5 GIS and Drawings\GIS\621717-005_SampleLocPlanSeries.mxd

TABLE 1a: Summary of Analytical Results for Mount Polley, Quesnel Lake and River - Surface Water DRAFT

Sample Location	Sample ID	Sample Date (yyyy mm dd)	Physical Parameters									Total Inorganics												
			Hardness (mg/L)	pH (field) (pH)	pH (pH)	Temperature (field) (C)	Turbidity (NTU)	Conductivity (µS/cm)	TDS (mg/L)	TSS (mg/L)	DOC (mg/L)	Total Kjeldahl Nitrogen (N) (mg/L)	Total Nitrogen (N) (mg/L)	Ammonia Nitrogen (µg/L)	Nitrate Nitrogen (µg/L)	Nitrite Nitrogen (µg/L)	Nitrate+Nitrite Nitrogen (µg/L)	Chloride (mg/L)	Fluoride (µg/L)	Sulphate (mg/L)	Total Alkalinity (as CaCO3) (mg/L)	Bromide (mg/L)	Ortho-phosphate (mg/L)	Total Phosphorus[g] (mg/L)
BC Guidelines																								
BCWQG Aquatic Life (AW)[b,c]			n/a	6.5-9.0	6.5-9.0		Change of 8	n/a	n/a	Change of 25	n/a	n/a	n/a	5,680-18,400[d]	32,800	60-120[d]	32,800[f]	600	988.2-1579[d]	n/a	n/a	n/a	n/a	0.005-0.015
BCWQG Aquatic Life (30day) (AW)[b,c,h]			n/a	n/a	n/a	+/-1 Degree change from ambient	Change of 2	n/a	n/a	Change of 5	+20% of median background	n/a	n/a	1,090-1,770[d]	3,000	20-40[d]	3,000[f]	150	n/a	128-429[d]	n/a	n/a	n/a	n/a
BCWQG Drinking Water (DW)[b,c]			n/a	6.5-8.5	6.5-8.5	n/a[i]	Change of 1	n/a	n/a	n/a	n/a	n/a	n/a	n/a	10,000	1,000	10,000[f]	250	1,000	500	n/a	n/a	n/a	0.01
Canadian Drinking Water Quality (DW)[e]			n/a	6.5-8.5	6.5-8.5	n/a[i]	n/a[i]	n/a	500	n/a	n/a	n/a	n/a	n/a	10,000	1,000	n/a	250	1,500	500	n/a	n/a	n/a	n/a
QUR-1	QUR-1	2014 08 06	48.5	-	7.94	-	0.33	97.2	54	< 3	2.03	-	0.173	< 5	62.7	< 1	62.7	< 0.5	35	5.65	44.4	-	< 0.001	< 0.002[a]
	QUR-1X	2014 08 06	48.7	-	7.93	-	0.38	96.7	63	< 3	2.06	-	0.163	< 5	61.2	< 1	61.2	< 0.5	35	5.6	43.8	-	< 0.001	< 0.002[a]
	QA/QC RPD %		< 1	-	< 1	-	*	< 1	15	*	*	-	*	*	2	*	2	*	*	< 1	1	-	*	*
	QUR-1(13:30)	2014 08 06	48.7	-	7.93	-	0.52	97.1	58	< 3	2.06	-	0.132	< 5	61.9	1	62.9	< 0.5	34	5.6	44.7	-	< 0.001	< 0.002[a]
	QUR-1	2014 08 07	47.6	-	7.93	-	0.53	96.9	62	< 3	1.86	0.115	0.174	< 5	77.3	< 1	-	< 0.5	33	5.71	44.5	-	< 0.001	< 0.002[a]
	QUR-1(11:33)	2014 08 08	50	-	7.98	-	0.5	102	63	< 3	1.95	-	0.162	< 5	104	< 1	-	< 0.5	35	5.76	47.5	-	< 0.001	< 0.002[a]
	QUR-1(15:43)	2014 08 08	50.8	7.80	7.93	9.9	0.45	103	66	< 3	1.85	-	0.171	< 5	116	< 1	-	< 0.5	35	5.9	47	-	< 0.001	< 0.002[a]
	QUR-1(10:08)	2014 08 09	52.8	7.34	7.95	9.6	0.4	104	73	< 3	2.09	-	0.184	< 5	114	< 1	-	< 0.5	35	5.89	46.3	-	< 0.001	< 0.002[a]
	QUR-1(14:30)	2014 08 09	51.6	7.54	7.95	10.9	0.3	103	74	< 3	2.09	-	0.178	< 5	110	< 1	-	< 0.5	34	5.83	45.8	-	< 0.001	< 0.002[a]
	QUR-1(10:19)	2014 08 10	49.8	7.76	7.87	12.9	0.63	99.9	67	< 3	2.07	-	0.172	< 5	93.1	< 1	-	< 0.5	34	5.77	46.1	-	< 0.001	< 0.002[a]
	QUR-1(17:45)	2014 08 10	50.3	7.91	7.92	13.6	0.31	100	68	< 3	2.09	-	0.176	< 5	92.5	< 1	-	< 0.5	34	5.77	46.6	-	< 0.001	< 0.002[a]
	QUR-1(11:18)	2014 08 11	49.3	-	7.88	-	0.45	99.8	70	< 3	2.03	-	0.154	< 5	73.9	< 1	-	< 0.5	34	5.75	45.1	-	< 0.001	**0.0028**
	QUR-1(17:12)	2014 08 11	49.8	7.73	7.93	16.8	0.52	100	68	< 3	2.16	-	0.148	< 5	72.2	< 1	-	< 0.5	34	5.73	45.3	-	< 0.001	< 0.002[a]
	QUR-1(14:04)	2014 08 12	49.1	-	7.92	-	1.2	99.5	-	-	-	-	-	-	66.2	1	-	< 0.5	34	5.77	-	< 0.05	-	-
	QUR-1(16:34)	2014 08 12	49.7	8.14	7.88	17.4	0.55	99.4	68	< 3	1.92	-	0.142	< 5	64.4	< 1	-	< 0.5	36	5.74	45.2	-	0.0013	< 0.002[a]
	QUR-1(20:00)	2014 08 12	49.5	-	7.92	-	0.75	99.6	-	-	-	-	-	-	64.7	< 1	-	< 0.5	37	5.78	-	< 0.05	-	-
	QUR-1(04:00)	2014 08 13	50.1	-	7.9	-	0.37	99.1	-	-	-	-	-	-	62.1	< 1	-	< 0.5	36	5.77	-	< 0.05	-	-
	QUR-1(12:00)	2014 08 13	49.4	-	7.91	-	1.22	99.1	-	-	-	-	-	-	57.5	< 1	-	< 0.5	34	5.76	-	< 0.05	-	-
	QUR-1(13:18)	2014 08 13	48.4	8.20	7.93	18.5	0.25	99.1	68	< 3	1.92	-	0.139	< 5	56	1.2	-	< 0.5	36	5.75	45.3	-	0.0011	< 0.002[a]
	QUR-1(20:00)	2014 08 13	48.3	-	7.94	-	0.22	96.5	-	-	-	-	-	-	54.2	< 1	-	< 0.5	32	5.74	-	-	-	-
	QUR-1(14:45)	2014 08 14	49.1	7.96	7.97	19.8	0.18	95.9	66	< 3	2.17	-	0.124	< 5	48.4	< 1	-	< 0.5	33	5.71	45.7	-	< 0.001	< 0.002[a]
	QUR-1X(14:50)	2014 08 14	46.8	-	7.98	-	0.14	96.4	59	< 3	2.03	-	0.124	< 5	48.8	< 1	-	< 0.5	33	5.72	45	-	< 0.001	< 0.002[a]
	QA/QC RPD %		5	*	0	*	*	1	11	*	7	-	*	*	1	*	-	*	*	< 1	< 1	-	*	*
	QUR-1(04:00)	2014 08 14	49.2	-	7.94	-	0.14	96.5	-	-	-	-	-	-	53.6	< 1	-	< 0.5	32	5.73	-	-	-	-
	QUR-1(12:00)	2014 08 14	48.4	-	7.97	-	0.18	97.1	-	-	-	-	-	-	50.2	< 1	-	< 0.5	32	5.73	-	-	-	-
	QUR-1(20:00)	2014 08 14	49	-	7.89	-	0.42	99	-	-	-	-	-	-	50.7	< 1	-	< 0.5	34	5.75	-	-	-	-
	QUR-1(04:00)	2014 08 15	49	-	7.97	-	0.28	100	-	-	-	-	-	-	56.4	< 1	-	< 0.5	36	5.75	-	-	-	-
	QUR-1(12:00)	2014 08 15	48.7	-	8	-	0.32	101	-	-	-	-	-	-	61.2	< 1	-	< 0.5	37	5.78	-	-	-	-
	QUR-1(13:28)	2014 08 15	48.1	8.19	7.94	17.5	0.28	99.6	61	< 3	1.96	-	0.133	< 5	61.4	< 1	-	< 0.5	36	5.74	44.6	-	< 0.001	**0.0024**
	QUR-1(14:59)	2014 08 16	49.1	8.21	7.96	18.1	0.45	100	68	< 3	2.18	-	0.129	< 5	58.2	< 1	58.2	< 0.5	36	5.72	45.2	-	< 0.001	< 0.002[a]
	QUR-1(20:00)	2014 08 16	50.3	-	7.97	-	0.28	100	-	-	-	-	-	-	61.4	< 1	-	< 0.5	34	5.77	-	-	-	-
	QUR-1	2014 08 17	48.4	8.19	7.96	18.0	0.43	99.2	69	< 3	2.08	-	0.137	< 5	57	< 1	-	< 0.5	36	5.72	45.2	-	< 0.001	< 0.002[a]
	QUR-1(20:00)	2014 08 17	49.5	-	7.97	-	0.29	99.5	-	-	-	-	-	-	61.6	< 1	-	< 0.5	33	5.78	-	-	-	-
	QUR-1(04:00)	2014 08 18	49.5	-	7.96	-	0.4	99.8	-	-	-	-	-	-	63.4	< 1	-	< 0.5	33	5.79	-	-	-	-
	QUR-1(09:18)	2014 08 18	48.6	8.11	7.99	17.3	0.54	99	69	< 3	2.5	-	0.153	5.3	62.6	< 1	-	< 0.5	34	5.76	44.7	-	< 0.001	< 0.002[a]
	QUR-1(12:00)	2014 08 18	50.1	-	7.92	-	0.33	98.8	-	-	-	-	-	-	62.3	< 1	-	< 0.5	34	5.68	-	-	-	-
	QUR-1(20:00)	2014 08 18	51.4	-	7.93	-	0.36	98.9	-	-	-	-	-	-	57.7	< 1	-	< 0.5	35	5.66	-	-	-	-
	QUR-1(04:00)	2014 08 19	50.6	-	7.93	-	0.41	99	-	-	-	-	-	-	58.5	< 1	-	< 0.5	34	5.68	-	-	-	-
	QUR-1(12:00)	2014 08 19	49.5	-	7.93	-	0.42	98.9	-	-	-	-	-	-	60.8	< 1	-	< 0.5	34	5.7	-	-	-	-
	QUR-1(13:27)	2014 08 19	49.8	7.63	7.88	17.8	0.36	97.5	67	< 3	2.07	-	0.142	< 5	58.1	< 1	-	< 0.5	34	5.65	45.2	-	< 0.001	< 0.002[a]
	QUR-1(20:00)	2014 08 19	50	-	7.94	-	0.31	99.1	-	-	-	-	-	-	59.2	< 1	-	< 0.5	35	5.64	-	-	-	-
	QUR-1(04:00)	2014 08 20	49.7	-	7.89	-	0.36	99.1	-	-	-	-	-	-	62.4	< 1	-	< 0.5	33	5.62	-	-	-	-
	QUR-1(12:00)	2014 08 20	50.6	-	7.9	-	0.41	99.4	-	-	-	-	-	-	65.6	< 1	-	< 0.5	34	5.69	-	-	-	-
	QUR-1(16:40)	2014 08 20	50.5	-	7.9	-	0.63	99.8	65	< 3	1.8	-	0.132	< 5	74.2	< 1	-	< 0.5	34	5.72	44.7	-	< 0.001	< 0.002[a]
	QUR-1(20:00)	2014 08 20	50.9	-	7.85	-	0.52	101	-	-	-	-	-	-	92	< 1	-	< 0.5	34	5.88	-	-	-	-
	QUR-1(04:00)	2014 08 21	51.2	-	7.86	-	0.69	99.3	-	-	-	-	-	-	81	< 1	-	< 0.5	36	5.82	-	-	-	-
	QUR-1(12:00)	2014 08 21	50.9	-	7.87	-	0.5	99.6	-	-	-	-	-	-	82.7	< 1	-	< 0.5	36	5.83	-	-	-	-
	QUR-1(16:28)	2014 08 21	51.7	-	7.87	-	0.81	100	62	< 3	2.1	-	0.164	5.1	89.3	< 1	-	< 0.5	36	5.83	44.9	-	< 0.001	< 0.002[a]
	QUR-1(20:00)	2014 08 21	51.3	-	7.88	-	0.81	101	-	-	-	-	-	-	92.4	< 1	-	< 0.5	37	5.88	-	-	-	-
	QUR-1(04:00)	2014 08 22	51.6	-	7.86	-	0.55	101	-	-	-	-	-	-	81.2	< 1	-	< 0.5	36	5.85	-	-	-	-
	QUR-1(10:40)	2014 08 22	51.6	8.05	7.91	14.3	0.73	100	61	< 3	2	-	0.157	< 5	83.8	< 1	-	< 0.5	36	5.83	45.6	-	< 0.001	< 0.002[a]

Associated ALS files: L1498519, L1498533, L1499166, L1499203, L1499703, L1499707, L1499710, L1499926, L1499947, L1500619, L1501501, L1501518, L1502349, L1502364, L1502370, L1502388, L1503057, L1503061, L1503079, L1503910, L1503913, L1503928, L1503932, L1503933, L1503934, L1504180, L1504213, L1504220, L1504251, L1504261, L1504997, L1505918, L1506551, L1506571, L1506577, L1506586, L1500164, L1502370, L1506989, L1506996, L1507001, L1507291, L1507298, L1506992, L1507259, L1507347, L1507948, L1507972, L1507977, L1508637, L1508673, L1509507, L1508649, L1509597, L1510231, L1510268, L1510289, L1510741, L1510746, L1511190, L1511225, L1511232, L1511817, L1511758, L1511787, L1511850, L1511886, L1511905, L1512681, L1512726, L1513326, L1513353, L1513820, L1513828, L1514716, L1514724, L1514735, L1514765, L1507963, L1514731, L1514737, L1515541, L1515553, L1515572, L1518945, L1516292, L1516846, L1516856, L1517429, L1517430, L1517431, L1517432, L1518138, L1518251, L1518254, L1518260, L1518267, L1518976, L1519008, L1519837, L1519791, L1520433, L1520459, L1520931.

All terms defined within the body of SNC-Lavalin's report (available upon request).

< Denotes concentration less than indicated detection limit or RPD less than indicated value.

- Denotes analysis not conducted.

n/a Denotes no applicable standard.

* RPDs are not normally calculated where one or more concentrations are less than five times MDL.

SHADED Concentration greater than BCWQG Aquatic Life (AW) guideline.

BOLD Concentration greater than BCWQG Drinking Water (DW) guideline.

SHADED Concentration greater than BCWQG Aquatic Life (30day) (AW) guideline.

BOLD Concentration greater than or equal to Canadian Drinking Water Quality (DW) guideline.

[a] Laboratory detection limit out of range.
[b] British Columbia Approved Water Quality Guidelines 2006 Edition, updated 2014.
[c] A Compendium of Working Water Quality Guidelines for British Columbia, updated August 2006.
[d] Guideline varies with pH, and/or either Temperature or Hardness or chloride
[e] Health Canada Drinking Water Guidelines, 2012.
[f] Guideline for Nitrate applied.
[g] The total phosphorus guideline is a measure of lake productivity and is based on spring overturn or an average of summer samples and is not applicable to single sample results at this point in time.
[h] Calculated based on an individual sample basis, not average of 30 day results.
[i] Secondary chronic or chronic value, not 30 day mean.
[j] Guideline not applicable for site situation.

TABLE 1a: Summary of Analytical Results for Mount Polley, Quesnel Lake and River - Surface Water DRAFT

Sample Location	Sample ID	Sample Date (yyyy mm dd)	Dissolved Metals																											
			Dissolved Aluminum (µg/L)	Dissolved Calcium (mg/L)	Dissolved Iron (µg/L)	Dissolved Magnesium (mg/L)	Dissolved Manganese (µg/L)	Dissolved Potassium (mg/L)	Dissolved Sodium (mg/L)	Antimony (µg/L)	Arsenic (µg/L)	Barium (µg/L)	Beryllium (µg/L)	Boron (µg/L)	Cadmium (µg/L)	Chromium (µg/L)	Cobalt (µg/L)	Copper (µg/L)	Lead (µg/L)	Lithium (µg/L)	Mercury (µg/L)	Molybdenum (µg/L)	Nickel (µg/L)	Selenium (µg/L)	Silver (µg/L)	Thallium (µg/L)	Titanium (µg/L)	Uranium (µg/L)	Vanadium (µg/L)	Zinc (µg/L)
BC Guidelines																														
BCWQG Aquatic Life (AW)[b,c]			100[d]	n/a	350	n/a	n/a	n/a	n/a	n/a	n/a	n/a	n/a	n/a	n/a	n/a	n/a	n/a	n/a	n/a	n/a	n/a	n/a	n/a	n/a	n/a	n/a	n/a	n/a	n/a
BCWQG Aquatic Life (30day) (AW)[b,c,h]			50[d]	n/a	n/a	n/a	n/a	n/a	n/a	n/a	n/a	n/a	n/a	n/a	n/a	n/a	n/a	n/a	n/a	n/a	n/a	n/a	n/a	n/a	n/a	n/a	n/a	n/a	n/a	n/a
BCWQG Drinking Water (DW)[b,c]			200	n/a	n/a	n/a	n/a	n/a	n/a	n/a	n/a	n/a	n/a	n/a	n/a	n/a	n/a	n/a	n/a	n/a	n/a	n/a	n/a	n/a	n/a	n/a	n/a	n/a	n/a	n/a
Canadian Drinking Water Quality (DW)[e]			n/a	n/a	n/a	n/a	n/a	n/a	n/a	n/a	n/a	n/a	n/a	n/a	n/a	n/a	n/a	n/a	n/a	n/a	n/a	n/a	n/a	n/a	n/a	n/a	n/a	n/a	n/a	n/a
QUR-1	QUR-1	2014 08 06	10.4	16.2	< 30	1.93	0.422	0.495	1.01	< 0.1	0.12	5.3	< 0.1	< 10	0.019	< 0.5	< 0.1	0.72	< 0.05	0.83	< 0.05	0.323	< 0.5	< 0.5	< 0.01	< 0.01	< 10	0.122	< 1	< 3
	QUR-1X	2014 08 06	10.8	16.3	< 30	1.93	0.47	0.492	0.863	< 0.1	0.12	5.15	< 0.1	< 10	0.07	< 0.5	< 0.1	0.68	< 0.05	0.73	< 0.05	0.316	< 0.5	< 0.5	< 0.01	< 0.01	< 10	0.125	< 1	< 3
	QA/QC RPD %		*	< 1	*	0	11	< 1	16	*	*	3	*	*	*	*	*	*	*	*	*	2	*	*	*	*	*	2	*	*
	QUR-1(13:30)	2014 08 06	9.7	16.3	< 30	1.94	0.362	0.468	1.04	< 0.1	0.12	5.24	< 0.1	< 10	< 0.01	< 0.5	< 0.1	< 0.5	< 0.05	0.7	< 0.05	0.314	< 0.5	< 0.5	< 0.01	< 0.01	< 10	0.122	< 1	< 3
	QUR-1	2014 08 07	9.4	15.9	< 30	1.89	0.1	0.483	0.843	< 0.1	0.1	5.05	< 0.1	< 10	< 0.01	< 0.5	< 0.1	< 0.5	< 0.05	0.75	< 0.05	0.288	< 0.5	< 0.5	< 0.01	< 0.01	< 10	0.131	< 1	< 3
	QUR-1(11:33)	2014 08 08	9.2	16.8	< 30	1.95	0.156	0.468	0.872	< 0.1	0.11	5.37	< 0.1	< 10	< 0.01	< 0.5	< 0.1	< 0.5	< 0.05	0.63	-	0.278	< 0.5	< 0.5	< 0.01	< 0.01	< 10	0.138	< 1	< 3
	QUR-1(15:43)	2014 08 08	7.5	17.1	< 30	1.98	0.181	0.457	0.873	< 0.1	< 0.1	5.17	< 0.1	< 10	< 0.01	< 0.5	< 0.1	< 0.5	< 0.05	0.75	-	0.29	< 0.5	< 0.5	< 0.01	< 0.01	< 10	0.138	< 1	< 3
	QUR-1(10:08)	2014 08 09	7.3	17.8	< 30	2.03	0.395	0.461	0.873	< 0.1	0.11	5.09	< 0.1	< 10	< 0.01	< 0.5	< 0.1	< 0.5	< 0.05	0.71	-	0.272	< 0.5	< 0.5	< 0.01	< 0.01	< 10	0.182	< 1	< 3
	QUR-1(14:30)	2014 08 09	7.5	17.4	< 30	2	0.368	0.456	0.856	< 0.1	0.1	5.13	< 0.1	< 10	< 0.01	< 0.5	< 0.1	< 0.5	< 0.05	0.54	-	0.271	< 0.5	< 0.5	< 0.01	< 0.01	< 10	0.171	< 1	< 3
	QUR-1(10:19)	2014 08 10	9.5	16.8	< 30	1.91	0.263	0.474	0.871	< 0.1	0.11	5.06	< 0.1	< 10	< 0.01	< 0.5	< 0.1	< 0.5	< 0.05	0.57	-	0.271	< 0.5	< 0.5	< 0.01	< 0.01	< 10	0.143	< 1	< 3
	QUR-1(17:45)	2014 08 10	9.3	17	< 30	1.91	0.33	0.471	0.865	< 0.1	0.11	5.03	< 0.1	< 10	< 0.01	< 0.5	< 0.1	< 0.5	< 0.05	0.52	-	0.263	< 0.5	< 0.5	< 0.01	< 0.01	< 10	0.143	< 1	< 3
	QUR-1(11:18)	2014 08 11	11.4	16.6	< 30	1.9	0.361	0.494	0.857	< 0.1	0.12	5.21	< 0.1	< 10	< 0.01	< 0.5	< 0.1	< 0.5	< 0.05	1.1	-	0.271	< 0.5	< 0.5	< 0.01	< 0.01	< 10	0.125	< 1	< 3
	QUR-1(17:12)	2014 08 11	10.3	16.8	< 30	1.92	0.411	0.488	0.871	< 0.1	0.1	5.2	< 0.1	< 10	< 0.01	< 0.5	< 0.1	< 0.5	< 0.05	1.12	-	0.277	< 0.5	< 0.5	< 0.01	< 0.01	< 10	0.125	< 1	< 3
	QUR-1(14:04)	2014 08 12	-	-	-	-	-	-	-	-	-	-	-	-	-	-	-	-	-	-	-	-	-	-	-	-	-	-	-	-
	QUR-1(16:34)	2014 08 12	10.1	16.6	< 30	2.01	0.358	0.463	0.843	< 0.1	0.11	5.25	< 0.1	< 10	< 0.01	< 0.5	< 0.1	< 0.5	< 0.05	0.85	-	0.295	< 0.5	< 0.5	< 0.01	< 0.01	< 10	0.128	< 1	< 3
	QUR-1(20:00)	2014 08 12	-	-	-	-	-	-	-	-	-	-	-	-	-	-	-	-	-	-	-	-	-	-	-	-	-	-	-	-
	QUR-1(04:00)	2014 08 13	-	-	-	-	-	-	-	-	-	-	-	-	-	-	-	-	-	-	-	-	-	-	-	-	-	-	-	-
	QUR-1(12:00)	2014 08 13	-	-	-	-	-	-	-	-	-	-	-	-	-	-	-	-	-	-	-	-	-	-	-	-	-	-	-	-
	QUR-1(13:18)	2014 08 13	10.4	16.3	< 30	1.89	0.159	0.47	0.845	< 0.1	0.12	5.31	< 0.1	< 10	< 0.01	< 0.5	< 0.1	< 0.5	< 0.05	0.79	-	0.303	< 0.5	< 0.5	< 0.01	< 0.01	< 10	0.131	< 1	< 3
	QUR-1(20:00)	2014 08 13	-	-	-	-	-	-	-	-	-	-	-	-	-	-	-	-	-	-	-	-	-	-	-	-	-	-	-	-
	QUR-1(14:45)	2014 08 14	9.4	16.4	< 30	1.94	0.202	0.469	0.858	< 0.1	0.12	5.29	< 0.1	< 10	< 0.01	< 0.5	< 0.1	< 0.5	< 0.05	0.62	-	0.318	< 0.5	< 0.5	< 0.01	< 0.01	< 10	0.138	< 1	< 3
	QUR-1X(14:50)	2014 08 14	10.7	15.8	< 30	1.81	0.211	0.465	0.858	< 0.1	0.11	5.29	< 0.1	< 10	< 0.01	< 0.5	< 0.1	< 0.5	< 0.05	0.69	-	0.296	< 0.5	< 0.5	< 0.01	< 0.01	< 10	0.138	< 1	< 3
	QA/QC RPD %		*	4	*	7	*	1	0	*	*	0	*	*	*	*	*	*	*	*	-	7	*	*	*	*	*	0	*	*
	QUR-1(04:00)	2014 08 14	-	-	-	-	-	-	-	-	-	-	-	-	-	-	-	-	-	-	-	-	-	-	-	-	-	-	-	-
	QUR-1(12:00)	2014 08 14	-	-	-	-	-	-	-	-	-	-	-	-	-	-	-	-	-	-	-	-	-	-	-	-	-	-	-	-
	QUR-1(20:00)	2014 08 14	-	-	-	-	-	-	-	-	-	-	-	-	-	-	-	-	-	-	-	-	-	-	-	-	-	-	-	-
	QUR-1(04:00)	2014 08 15	-	-	-	-	-	-	-	-	-	-	-	-	-	-	-	-	-	-	-	-	-	-	-	-	-	-	-	-
	QUR-1(12:00)	2014 08 15	-	-	-	-	-	-	-	-	-	-	-	-	-	-	-	-	-	-	-	-	-	-	-	-	-	-	-	-
	QUR-1(13:28)	2014 08 15	9.6	16.1	< 30	1.9	0.355	0.469	0.846	< 0.1	0.13	5.55	< 0.1	< 10	< 0.01	< 0.5	< 0.1	< 0.5	< 0.05	0.56	-	0.294	< 0.5	< 0.5	< 0.01	< 0.01	< 10	0.123	< 1	< 3
	QUR-1(14:59)	2014 08 16	9.4	16.5	< 30	1.94	0.315	0.458	0.812	< 0.1	0.12	5.19	< 0.1	< 10	< 0.01	< 0.5	< 0.1	< 0.5	< 0.05	0.65	-	0.28	< 0.5	< 0.5	< 0.01	< 0.01	< 10	0.127	< 1	< 3
	QUR-1(20:00)	2014 08 16	-	-	-	-	-	-	-	-	-	-	-	-	-	-	-	-	-	-	-	-	-	-	-	-	-	-	-	-
	QUR-1	2014 08 17	8.6	16.3	< 30	1.91	0.185	0.465	0.832	< 0.1	0.11	4.98	< 0.1	< 10	< 0.01	< 0.5	< 0.1	0.51	< 0.05	0.6	-	0.293	< 0.5	< 0.5	< 0.01	< 0.01	< 10	0.127	< 1	< 3
	QUR-1(20:00)	2014 08 17	-	-	-	-	-	-	-	-	-	-	-	-	-	-	-	-	-	-	-	-	-	-	-	-	-	-	-	-
	QUR-1(04:00)	2014 08 18	-	-	-	-	-	-	-	-	-	-	-	-	-	-	-	-	-	-	-	-	-	-	-	-	-	-	-	-
	QUR-1(09:18)	2014 08 18	9	16.4	< 30	1.88	0.14	0.466	0.825	< 0.1	< 0.1	5.16	< 0.1	< 10	< 0.01	< 0.5	< 0.1	< 0.5	< 0.05	0.69	-	0.302	< 0.5	< 0.5	< 0.01	< 0.01	< 10	0.134	< 1	< 3
	QUR-1(12:00)	2014 08 18	-	-	-	-	-	-	-	-	-	-	-	-	-	-	-	-	-	-	-	-	-	-	-	-	-	-	-	-
	QUR-1(20:00)	2014 08 18	-	-	-	-	-	-	-	-	-	-	-	-	-	-	-	-	-	-	-	-	-	-	-	-	-	-	-	-
	QUR-1(04:00)	2014 08 19	-	-	-	-	-	-	-	-	-	-	-	-	-	-	-	-	-	-	-	-	-	-	-	-	-	-	-	-
	QUR-1(12:00)	2014 08 19	-	-	-	-	-	-	-	-	-	-	-	-	-	-	-	-	-	-	-	-	-	-	-	-	-	-	-	-
	QUR-1(13:27)	2014 08 19	11.2	16.8	< 30	1.91	0.45	0.477	0.843	< 0.1	0.12	5.29	< 0.1	< 10	< 0.01	< 0.5	< 0.1	0.56	< 0.05	0.79	-	0.279	< 0.5	< 0.5	< 0.01	< 0.01	< 10	0.127	< 1	< 3
	QUR-1(20:00)	2014 08 19	-	-	-	-	-	-	-	-	-	-	-	-	-	-	-	-	-	-	-	-	-	-	-	-	-	-	-	-
	QUR-1(04:00)	2014 08 20	-	-	-	-	-	-	-	-	-	-	-	-	-	-	-	-	-	-	-	-	-	-	-	-	-	-	-	-
	QUR-1(12:00)	2014 08 20	-	-	-	-	-	-	-	-	-	-	-	-	-	-	-	-	-	-	-	-	-	-	-	-	-	-	-	-
	QUR-1(16:40)	2014 08 20	9.9	17	< 30	1.95	0.542	0.448	0.803	< 0.1	< 0.1	5.11	< 0.1	< 10	< 0.01	< 0.5	< 0.1	0.69	< 0.05	0.76	-	0.269	< 0.5	< 0.5	< 0.01	< 0.01	< 10	0.124	< 1	< 3
	QUR-1(20:00)	2014 08 20	-	-	-	-	-	-	-	-	-	-	-	-	-	-	-	-	-	-	-	-	-	-	-	-	-	-	-	-
	QUR-1(04:00)	2014 08 21	-	-	-	-	-	-	-	-	-	-	-	-	-	-	-	-	-	-	-	-	-	-	-	-	-	-	-	-
	QUR-1(12:00)	2014 08 21	-	-	-	-	-	-	-	-	-	-	-	-	-	-	-	-	-	-	-	-	-	-	-	-	-	-	-	-
	QUR-1(16:28)	2014 08 21	9.5	17.5	< 30	1.95	0.586	0.47	0.861	< 0.1	< 0.1	5.44	< 0.1	< 10	< 0.01	< 0.5	< 0.1	0.87	< 0.05	0.61	-	0.288	< 0.5	< 0.5	< 0.01	< 0.01	< 10	0.136	< 1	< 3
	QUR-1(20:00)	2014 08 21	-	-	-	-	-	-	-	-	-	-	-	-	-	-	-	-	-	-	-	-	-	-	-	-	-	-	-	-
	QUR-1(04:00)	2014 08 22	-	-	-	-	-	-	-	-	-	-	-	-	-	-	-	-	-	-	-	-	-	-	-	-	-	-	-	-
	QUR-1(10:40)	2014 08 22	8.7	17.5	< 30	1.94	0.619	0.468	0.858	< 0.1	0.11	5.38	< 0.1	< 10	< 0.01	< 0.5	< 0.1	0.81	< 0.05	0.6	-	0.297	< 0.5	< 0.5	< 0.01	< 0.01	< 10	0.137	< 1	< 3

Associated ALS files: L1498519, L1498533, L1499166, L1499203, L1499703, L1499707, L1499710, L1499926, L1499947, L1500619, L1501501, L1501518, L1502349, L1502364, L1502370, L1502388, L1503057, L1503061, L1503079, L1503910, L1503913, L1503928, L1503932, L1503933, L1503934, L1504180, L1504213, L1504220, L1504251, L1504261, L1504997, L1505918, L1506551, L1506571, L1506577, L1506586, L1500164, L1502370, L1506989, L1506996, L1507001, L1507291, L1507298, L1506992, L1507259, L1507347, L1507948, L1507972, L1507977, L1508637, L1508673, L1509507, L1508649, L1509597, L1510231, L1510268, L1510289, L1510741, L1510746, L1511190, L1511225, L1511232, L1511817, L1511758, L1511787, L1511850, L1511886, L1511905, L1512681, L1512726, L1513326, L1513353, L1513820, L1513828, L1514716, L1514724, L1514735, L1514765, L1507963, L1514731, L1514737, L1515541, L1515553, L1515572, L1518945, L1516292, L1516846, L1516856, L1517429, L1517430, L1517431, L1517432, L1518138, L1518251, L1518254, L1518260, L1518267, L1518976, L1519008, L1519837, L1519791, L1520433, L1520459, L1520931.

All terms defined within the body of SNC-Lavalin's report (available upon request).

< Denotes concentration less than indicated detection limit or RPD less than indicated value.

- Denotes analysis not conducted.

n/a Denotes no applicable standard.

* RPDs are not normally calculated where one or more concentrations are less than five times MDL.

SHADED Concentration greater than BCWQG Aquatic Life (AW) guideline.

BOLD Concentration greater than BCWQG Drinking Water (DW) guideline.

SHADED Concentration greater than BCWQG Aquatic Life (30day) (AW) guideline.

BOLD Concentration greater than or equal to Canadian Drinking Water Quality (DW) guideline.

[a] Laboratory detection limit out of range.

[b] British Columbia Approved Water Quality Guidelines 2006 Edition, updated 2014.

[c] A Compendium of Working Water Quality Guidelines for British Columbia, updated August 2006.

[d] Guideline varies with pH, and/or either Temperature or Hardness or chloride

[e] Health Canada Drinking Water Guidelines, 2012.

[f] Guideline for Nitrate applied.

[g] The total phosphorus guideline is a measure of lake productivity and is based on spring overturn or an average of summer samples and is not applicable to single sample results at this point in time.

[h] Calculated based on an individual sample basis, not average of 30 day results.

[i] Secondary chronic or chronic value, not 30 day mean.

[j] Guideline not applicable for site situation.

TABLE 1a: Summary of Analytical Results for Mount Polley, Quesnel Lake and River - Surface Water DRAFT

Sample Location	Sample ID	Sample Date (yyyy mm dd)	Total Metals																													
			Aluminum (µg/L)	Antimony (µg/L)	Arsenic (µg/L)	Barium (µg/L)	Beryllium (µg/L)	Bismuth (µg/L)	Boron (µg/L)	Cadmium (µg/L)	Calcium (µg/L)	Chromium (µg/L)	Cobalt (µg/L)	Copper (µg/L)	Iron (µg/L)	Lead (µg/L)	Lithium (µg/L)	Magnesium (µg/L)	Manganese (µg/L)	Mercury (µg/L)	Molybdenum (µg/L)	Nickel (µg/L)	Potassium (µg/L)	Selenium (µg/L)	Silicon (µg/L)	Silver (µg/L)	Sodium (µg/L)	Thallium (µg/L)	Tin (µg/L)	Titanium (µg/L)	Uranium (µg/L)	Vanadium (µg/L)	Zinc (µg/L)
BC Guidelines																																
BCWQG Aquatic Life (AW)[b,c]			n/a	20	5	5,000	n/a	n/a	1,200	0.016-0.055[d]	n/a	1 (Cr(+6))	110	6.0-19.3[d]	1,000	27.3-177.4[d]	870	n/a	1001-2568[d]	Methyl mercury analysis in progress	2,000	25-150[d]	373,000-432,000	2	n/a	0.1-3.0[d]	n/a	0.3	n/a	2,000	300	6	33-103.5[d]
BCWQG Aquatic Life (30day) (AW)[b,c,h]			n/a	n/a	n/a	1,000	5.3[i]	n/a	n/a	n/a	n/a	n/a	4	2-7.4[d]	n/a	4.4-10.2[d]	14[i]	n/a	791.1-1415[d]		1,000	n/a	n/a	n/a	n/a	0.05-1.5[d]	n/a	n/a	n/a	n/a	n/a	n/a	7.5-78[d]
BCWQG Drinking Water (DW)[b,c]			n/a	14	25	n/a	4	n/a	5,000	n/a	n/a	n/a	n/a	500	n/a	50	n/a	n/a	n/a	1	250	n/a	n/a	10	n/a	n/a	n/a	2	n/a	n/a	n/a	n/a	5,000
Canadian Drinking Water Quality (DW)[e]			100	6	10	1,000	n/a	n/a	5,000	5	n/a	50	n/a	1,000	300	10	n/a	n/a	50	1	n/a	n/a	n/a	10	n/a	n/a	200,000	n/a	n/a	n/a	20	n/a	5,000
QUR-1	QUR-1	2014 08 06	19.6	< 0.1	0.13	5.62	< 0.1	< 0.5	< 10	< 0.01	16,700	< 0.5	< 0.1	0.66	< 30	< 0.05	0.73	2,030	1.42	< 0.05	0.331	< 0.5	493	< 0.5	1,720	< 0.01	902	< 0.01	< 0.1	< 10	0.136	< 1	< 3
	QUR-1X	2014 08 06	19.7	< 0.1	0.14	5.61	< 0.1	< 0.5	< 10	< 0.01	16,500	< 0.5	< 0.1	0.65	< 30	< 0.05	0.7	1,990	1.38	< 0.05	0.323	< 0.5	475	< 0.5	1,680	< 0.01	874	< 0.01	< 0.1	< 10	0.135	< 1	< 3
	QA/QC RPD %		< 1	*	*	< 1	*	*	*	*	1	*	*	*	*	*	*	2	*	*	2	*	4	*	2	*	3	*	*	*	< 1	*	*
	QUR-1(13:30)	2014 08 06	22.1	< 0.1	0.14	5.35	< 0.1	< 0.5	< 10	< 0.01	16,300	< 0.5	< 0.1	0.65	< 30	< 0.05	0.71	1,980	1.41	< 0.05	0.316	< 0.5	476	< 0.5	1,670	< 0.01	867	< 0.01	< 0.1	< 10	0.127	< 1	< 3
	QUR-1	2014 08 07	23.8	< 0.1	0.13	5.34	< 0.1	< 0.5	< 10	< 0.01	16,400	< 0.5	< 0.1	0.68	< 30	< 0.05	0.77	1,970	1.35	< 0.05	0.305	< 0.5	484	< 0.5	1,650	< 0.01	859	< 0.01	< 0.1	< 10	0.135	< 1	< 3
	QUR-1(11:33)	2014 08 08	24.2	< 0.1	0.13	5.42	< 0.1	< 0.5	< 10	< 0.01	17,000	< 0.5	< 0.1	0.64	48	< 0.05	0.51	2,010	1.62	< 0.05	0.283	< 0.5	474	< 0.5	1,670	< 0.01	888	< 0.01	< 0.1	< 10	0.14	< 1	< 3
	QUR-1(15:43)	2014 08 08	20.4	< 0.1	0.13	5.26	< 0.1	< 0.5	< 10	< 0.01	17,100	< 0.5	< 0.1	0.62	< 30	< 0.05	0.55	2,030	1.27	< 0.05	0.281	< 0.5	470	< 0.5	1,670	< 0.01	885	< 0.01	< 0.1	< 10	0.142	< 1	< 3
	QUR-1(10:08)	2014 08 09	27.8	< 0.1	0.12	5.34	< 0.1	< 0.5	< 10	< 0.01	17,400	< 0.5	< 0.1	0.72	33	< 0.05	0.71	2,040	1.73	< 0.05	0.295	< 0.5	472	< 0.5	1,680	< 0.01	872	< 0.01	< 0.1	< 10	0.187	< 1	< 3
	QUR-1(14:30)	2014 08 09	28.2	< 0.1	0.14	5.31	< 0.1	< 0.5	< 10	< 0.01	17,200	< 0.5	< 0.1	0.68	31	< 0.05	0.69	2,030	1.59	< 0.05	0.297	< 0.5	466	< 0.5	1,660	< 0.01	861	< 0.01	< 0.1	< 10	0.182	< 1	< 3
	QUR-1(10:19)	2014 08 10	21.7	< 0.1	0.12	5.06	< 0.1	< 0.5	< 10	< 0.01	16,600	< 0.5	< 0.1	0.65	< 30	< 0.05	< 0.5	1,930	1.15	< 0.05	0.283	< 0.5	480	< 0.5	1,620	< 0.01	893	< 0.01	< 0.1	< 10	0.139	< 1	< 3
	QUR-1(17:45)	2014 08 10	19.5	< 0.1	0.12	5.11	< 0.1	< 0.5	< 10	< 0.01	16,900	< 0.5	< 0.1	0.61	< 30	< 0.05	0.54	1,940	1.2	< 0.05	0.277	< 0.5	491	< 0.5	1,640	< 0.01	899	< 0.01	< 0.1	< 10	0.145	< 1	< 3
	QUR-1(11:18)	2014 08 11	23.8	< 0.1	0.14	5.28	< 0.1	< 0.5	< 10	< 0.01	16,400	< 0.5	< 0.1	0.64	< 30	< 0.05	0.98	1,900	1.39	< 0.05	0.293	< 0.5	487	< 0.5	1,550	< 0.01	873	< 0.01	< 0.1	< 10	0.141	< 1	< 3
	QUR-1(17:12)	2014 08 11	23.6	< 0.1	0.13	5.41	< 0.1	< 0.5	< 10	< 0.01	16,500	< 0.5	< 0.1	0.66	< 30	< 0.05	0.82	1,910	1.37	< 0.05	0.293	< 0.5	490	< 0.5	1,560	< 0.01	859	< 0.01	< 0.1	< 10	0.13	< 1	< 3
	QUR-1(14:04)	2014 08 12	16.6	< 0.1	0.14	5.25	< 0.1	< 0.5	< 10	< 0.01	16,400	< 0.5	< 0.1	0.68	< 30	< 0.05	0.85	1,990	1.17	-	0.304	< 0.5	473	< 0.5	1,620	< 0.01	866	< 0.01	< 0.1	< 10	0.129	< 1	**9.4**
	QUR-1(16:34)	2014 08 12	20.4	< 0.1	0.13	5.41	< 0.1	< 0.5	< 10	< 0.01	16,200	< 0.5	< 0.1	0.7	< 30	< 0.05	0.81	1,970	1.18	< 0.05	0.317	< 0.5	475	< 0.5	1,600	< 0.01	857	< 0.01	< 0.1	< 10	0.132	< 1	< 3
	QUR-1(20:00)	2014 08 12	15.8	< 0.1	0.14	5.26	< 0.1	< 0.5	< 10	< 0.01	16,600	< 0.5	< 0.1	0.63	< 30	< 0.05	0.84	1,960	1.15	-	0.311	< 0.5	469	< 0.5	1,590	< 0.01	863	< 0.01	< 0.1	< 10	0.135	< 1	**8**
	QUR-1(04:00)	2014 08 13	25.3	< 0.1	0.14	5.49	< 0.1	< 0.5	< 10	< 0.01	16,800	< 0.5	< 0.1	0.68	< 30	< 0.05	0.83	1,980	1.47	-	0.307	< 0.5	482	< 0.5	1,610	< 0.01	881	< 0.01	< 0.1	< 10	0.134	< 1	6
	QUR-1(12:00)	2014 08 13	18.6	< 0.1	0.15	5.41	< 0.1	< 0.5	< 10	< 0.01	16,600	< 0.5	< 0.1	0.64	< 30	< 0.05	0.82	1,950	1.38	-	0.312	< 0.5	466	< 0.5	1,600	< 0.01	858	< 0.01	< 0.1	< 10	0.131	< 1	6.6
	QUR-1(13:18)	2014 08 13	18.9	< 0.1	0.14	5.43	< 0.1	< 0.5	< 10	< 0.01	16,400	< 0.5	< 0.1	0.63	< 30	< 0.05	0.84	1,930	1.22	< 0.05	0.316	< 0.5	480	< 0.5	1,580	< 0.01	863	< 0.01	< 0.1	< 10	0.134	< 1	< 3
	QUR-1(20:00)	2014 08 13	15.6	< 0.1	0.16	5.3	< 0.1	< 0.5	< 10	< 0.01	16,200	0.62	< 0.1	0.62	< 30	< 0.05	0.74	1,930	1.32	-	0.331	0.58	465	< 0.5	1,560	< 0.01	846	< 0.01	< 0.1	< 10	0.131	< 1	**8**
	QUR-1(14:45)	2014 08 14	16.4	< 0.1	0.13	5.39	< 0.1	< 0.5	< 10	< 0.01	16,200	< 0.5	< 0.1	0.6	< 30	< 0.05	0.67	1,910	1.38	-	0.316	< 0.5	462	< 0.5	1,570	< 0.01	843	< 0.01	< 0.1	< 10	0.135	< 1	< 3
	QUR-1X(14:50)	2014 08 14	18.7	< 0.1	0.15	5.44	< 0.1	< 0.5	< 10	< 0.01	16,000	< 0.5	< 0.1	0.64	< 30	< 0.05	0.74	1,860	1.41	-	0.326	< 0.5	470	< 0.5	1,530	< 0.01	854	< 0.01	< 0.1	< 10	0.136	< 1	< 3
	QA/QC RPD %		13	*	*	1	*	*	*	*	1	*	*	*	*	*	*	3	*	-	3	*	2	*	3	*	1	*	*	*	1	*	*
	QUR-1(04:00)	2014 08 14	19.5	< 0.1	0.16	5.46	< 0.1	< 0.5	< 10	< 0.01	16,400	< 0.5	< 0.1	0.62	< 30	< 0.05	0.76	1,970	1.53	-	0.314	< 0.5	475	< 0.5	1,600	< 0.01	852	< 0.01	< 0.1	< 10	0.134	< 1	6.8
	QUR-1(12:00)	2014 08 14	18.7	0.56	0.17	5.46	< 0.1	< 0.5	< 10	< 0.01	16,300	< 0.5	< 0.1	0.59	< 30	< 0.05	0.7	1,890	1.63	-	0.324	< 0.5	476	< 0.5	1,560	< 0.01	869	< 0.01	< 0.1	< 10	0.136	< 1	**8**
	QUR-1(20:00)	2014 08 14	19.2	< 0.1	0.17	5.08	< 0.1	< 0.5	< 10	< 0.01	16,400	< 0.5	< 0.1	0.61	< 30	< 0.05	< 0.5	1,950	1.67	-	0.335	< 0.5	472	< 0.5	1,630	< 0.01	861	< 0.01	< 0.1	< 10	0.127	< 1	**10.1**
	QUR-1(04:00)	2014 08 15	23.1	0.1	0.16	5.2	< 0.1	< 0.5	< 10	< 0.01	16,400	< 0.5	< 0.1	0.64	< 30	< 0.05	< 0.5	1,940	1.8	-	0.322	< 0.5	478	< 0.5	1,630	< 0.01	866	< 0.01	< 0.1	< 10	0.122	< 1	6.2
	QUR-1(12:00)	2014 08 15	15	< 0.1	0.14	5.04	< 0.1	< 0.5	< 10	< 0.01	16,300	< 0.5	< 0.1	0.64	< 30	< 0.05	< 0.5	1,920	1.24	-	0.324	< 0.5	470	< 0.5	1,590	< 0.01	880	< 0.01	< 0.1	< 10	0.128	< 1	5.7
	QUR-1(13:28)	2014 08 15	18.5	< 0.1	0.16	5.58	< 0.1	< 0.5	< 10	< 0.01	16,600	< 0.5	< 0.1	0.63	< 30	< 0.05	< 0.5	1,950	1.35	-	0.3	< 0.5	489	< 0.5	1,630	< 0.01	881	< 0.01	< 0.1	< 10	0.132	< 1	< 3
	QUR-1(14:59)	2014 08 16	18.9	< 0.1	0.13	5.27	< 0.1	< 0.5	< 10	< 0.01	16,300	< 0.5	< 0.1	0.62	< 30	< 0.05	0.71	1,910	1.54	-	0.315	< 0.5	465	< 0.5	1,580	< 0.01	837	< 0.01	< 0.1	< 10	0.137	< 1	< 3
	QUR-1(20:00)	2014 08 16	13.6	< 0.1	0.13	5.36	< 0.1	< 0.5	< 10	< 0.01	16,900	< 0.5	< 0.1	0.51	< 30	< 0.05	0.71	1,980	1.13	-	0.328	< 0.5	482	< 0.5	1,630	< 0.01	882	< 0.01	< 0.1	< 10	0.142	< 1	6.2
	QUR-1	2014 08 17	20	< 0.1	0.13	5.17	< 0.1	< 0.5	< 10	< 0.01	16,400	< 0.5	< 0.1	0.63	< 30	< 0.05	0.62	1,920	1.35	-	0.312	< 0.5	475	< 0.5	1,600	< 0.01	875	< 0.01	< 0.1	< 10	0.132	< 1	< 3
	QUR-1(20:00)	2014 08 17	23.4	< 0.1	0.11	5.39	< 0.1	< 0.5	< 10	< 0.01	16,700	< 0.5	< 0.1	0.83	< 30	< 0.05	0.65	1,930	1.44	-	0.294	< 0.5	467	< 0.5	1,610	< 0.01	848	< 0.01	< 0.1	< 10	0.142	< 1	< 3
	QUR-1(04:00)	2014 08 18	19.3	< 0.1	0.12	5.36	< 0.1	< 0.5	< 10	< 0.01	16,700	< 0.5	< 0.1	0.74	< 30	< 0.05	0.63	1,930	1.5	-	0.295	< 0.5	475	< 0.5	1,600	< 0.01	839	< 0.01	< 0.1	< 10	0.133	< 1	6.1
	QUR-1(09:18)	2014 08 18	27.7	< 0.1	0.13	5.2	< 0.1	< 0.5	< 10	< 0.01	16,600	< 0.5	< 0.1	0.72	< 30	< 0.05	0.66	1,920	1.76	-	0.311	< 0.5	445	< 0.5	1,610	< 0.01	840	< 0.01	< 0.1	< 10	0.137	< 1	**10.1**
	QUR-1(12:00)	2014 08 18	20.1	< 0.1	0.13	5.34	< 0.1	< 0.5	< 10	< 0.01	16,900	< 0.5	< 0.1	0.68	< 30	< 0.05	0.8	1,930	1.25	-	0.304	< 0.5	487	< 0.5	1,610	< 0.01	871	< 0.01	< 0.1	< 10	0.139	< 1	4.7
	QUR-1(20:00)	2014 08 18	16.7	< 0.1	0.14	5.52	< 0.1	< 0.5	< 10	< 0.01	17,300	< 0.5	< 0.1	0.7	< 30	< 0.05	0.82	2,000	1.26	-	0.32	< 0.5	493	< 0.5	1,650	< 0.01	895	< 0.01	< 0.1	< 10	0.141	< 1	4.4
	QUR-1(04:00)	2014 08 19	22.5	< 0.1	0.13	5.48	< 0.1	< 0.5	< 10	< 0.01	17,000	< 0.5	< 0.1	0.77	< 30	< 0.05	0.85	1,970	1.62	-	0.311	< 0.5	489	< 0.5	1,640	< 0.01	892	< 0.01	< 0.1	< 10	0.137	< 1	4.1
	QUR-1(12:00)	2014 08 19	21.6	< 0.1	0.16	5.39	< 0.1	< 0.5	< 10	< 0.01	16,700	< 0.5	< 0.1	0.76	< 30	< 0.05	0.83	1,920	1.56	-	0.308	< 0.5	477	< 0.5	1,600	< 0.01	866	< 0.01	< 0.1	< 10	0.138	< 1	5
	QUR-1(13:27)	2014 08 19	30.4	< 0.1	0.18	5.39	< 0.1	< 0.5	< 10	< 0.01	16,900	< 0.5	< 0.1	0.87	< 30	< 0.05	0.82	1,950	1.61	-	0.318	< 0.5	495	< 0.5	1,620	< 0.01	874	< 0.01	< 0.1	< 10	0.142	< 1	< 3
	QUR-1(20:00)	2014 08 19	16.1	< 0.1	0.13	5.15	< 0.1	< 0.5	< 10	< 0.01	16,800	< 0.5	< 0.1	0.71	< 30	< 0.05	0.74	1,980	1.29	-	0.29	< 0.5	463	< 0.5	1,590	< 0.01	823	< 0.01	< 0.1	< 10	0.129	< 1	4.4
	QUR-1(04:00)	2014 08 20	17.5	< 0.1	0.14	5.23	< 0.1	< 0.5	< 10	< 0.01	16,700	< 0.5	< 0.1	0.76	< 30	< 0.05	0.76	1,970	1.28	-	0.283	0.52	445	< 0.5	1,590	< 0.01	822	< 0.01	< 0.1	< 10	0.129	< 1	3.6
	QUR-1(12:00)	2014 08 20	24.4	< 0.1	0.13	5.29	< 0.1	< 0.5	< 10	< 0.01	17,000	< 0.5	< 0.1	0.89	< 30	< 0.05	0.86	1,990	1.67	-	0.28	< 0.5	454	< 0.5	1,600	< 0.01	828	< 0.01	< 0.1	< 10	0.132	< 1	3.7
	QUR-1(16:40)	2014 08 20	30.9	< 0.1	0.13	5.53	< 0.1	< 0.5	< 10	< 0.01	17,100	< 0.5	< 0.1	1.17	< 30	< 0.05	0.69	2,010	1.71	-	0.29	< 0.5	473	< 0.5	1,620	< 0.01	846	< 0.01	< 0.1	< 10	0.137	< 1	< 3
	QUR-1(20:00)	2014 08 20	23	< 0.1	0.16	5.43	< 0.1	< 0.5	< 10	< 0.01	17,200	< 0.5	< 0.1	1.13	< 30	< 0.05	0.52	1,960	1.38	-	0.331	< 0.5	473	< 0.5	1,610	< 0.01	871	0.013	< 0.1	< 10	0.141	< 1	4.6
	QUR-1(04:00)	2014 08 21	35.3	< 0.1	0.15	5.84	< 0.1	< 0.5	< 10	< 0.01	17,300	< 0.5	< 0.1	1.41	< 30	< 0.05	< 0.5	1,960	1.58	-	0.303	< 0.5	481	< 0.5	1,640	< 0.01	876	< 0.01	< 0.1	< 10	0.142	< 1	3.7
	QUR-1(12:00)	2014 08 21	42.7	< 0.1	0.15	5.87	< 0.1	< 0.5	< 10	< 0.01	17,200	< 0.5	< 0.1	1.62	59	< 0.05	< 0.5	1,950	1.79	-	0.309	< 0.5	480	< 0.5	1,630	< 0.01	867	< 0.01	< 0.1	< 10	0.145	< 1	3.9
	QUR-1(16:28)	2014 08 21	53.7	< 0.1	0.15	6.14	< 0.1	< 0.5	< 10	< 0.01	17,300	< 0.5	< 0.1	1.89	43	< 0.05	0.54	1,970	2.52	-	0.298	< 0.5	497	< 0.5	1,670	< 0.01	879	< 0.01	< 0.1	< 10	0.146	< 1	< 3
	QUR-1(20:00)	2014 08 21	39.7	< 0.1	0.14	5.9	< 0.1	< 0.5	< 10	< 0.01	17,300	< 0.5	< 0.1	1.66	< 30	< 0.05	0.52	1,970	1.81	-	0.309	< 0.5	495	< 0.5	1,640	< 0.01	883	< 0.01	< 0.1	< 10	0.144	< 1	4.5
	QUR-1(04:00)	2014 08 22	39.7	0.1	0.13	6.11	< 0.1	< 0.5	< 10	< 0.01	17,400	< 0.5	< 0.1	1.69	32	< 0.05	0.52	1,980	1.82	-	0.322	< 0.5	480	< 0.5	1,650	< 0.01	867	< 0.01	< 0.1	< 10	0.142	< 1	3.5
	QUR-1(10:40)	2014 08 22	69.5	< 0.1	0.17	6.25	< 0.1	< 0.5	< 10	< 0.01	17,400	< 0.5	< 0.1	2.02	70	< 0.05	< 0.5	1,980	3.22	-	0.314	< 0.5	490	< 0.5	1,710	< 0.01	874	< 0.01	< 0.1	< 10	0.152	< 1	< 3

Associated ALS files: L1498519, L1498533, L1499166, L1499203, L1499703, L1499707, L1499710, L1499926, L1499947, L1500619, L1501501, L1501518, L1502349, L1502364, L1502370, L1502388, L1503057, L1503061, L1503079, L1503910, L1503913, L1503928, L1503932, L1503933, L1503934, L1504180, L1504213, L1504220, L1504251, L1504261, L1504997, L1505918, L1506551, L1506571, L1506577, L1506586, L1500164, L1502370, L1506989, L1506996, L1507001, L1507291, L1507298, L1506992, L1507259, L1507347, L1507948, L1507972, L1507977, L1508637, L1508673, L1509507, L1508649, L1509597, L1510231, L1510268, L1510289, L1510741, L1510746, L1511190, L1511225, L1511232, L1511817, L1511758, L1511787, L1511850, L1511886, L1511905, L1512681, L1512726, L1513326, L1513353, L1513820, L1513828, L1514716, L1514724, L1514735, L1514765, L1507963, L1514731, L1514737, L1515541, L1515553, L1515572, L1518945, L1516292, L1516846, L1516856, L1517429, L1517430, L1517431, L1517432, L1518138, L1518251, L1518254, L1518260, L1518267, L1518976, L1519008, L1519837, L1519791, L1520433, L1520459, L1520931.

All terms defined within the body of SNC-Lavalin's report (available upon request).

< Denotes concentration less than indicated detection limit or RPD less than indicated value.

- Denotes analysis not conducted.

n/a Denotes no applicable standard.

* RPDs are not normally calculated where one or more concentrations are less than five times MDL.

SHADED Concentration greater than BCWQG Aquatic Life (AW) guideline.

BOLD Concentration greater than BCWQG Drinking Water (DW) guideline.

SHADED Concentration greater than BCWQG Aquatic Life (30day) (AW) guideline.

BOLD Concentration greater than or equal to Canadian Drinking Water Quality (DW) guideline.

[a] Laboratory detection limit out of range.

[b] British Columbia Approved Water Quality Guidelines 2006 Edition, updated 2014.

[c] A Compendium of Working Water Quality Guidelines for British Columbia, updated August 2006.

[d] Guideline varies with pH, and/or either Temperature or Hardness or chloride

[e] Health Canada Drinking Water Guidelines, 2012.

[f] Guideline for Nitrate applied.

[g] The total phosphorus guideline is a measure of lake productivity and is based on spring overturn or an average of summer samples and is not applicable to single sample results at this point in time.

[h] Calculated based on an individual sample basis, not average of 30 day results.

[i] Secondary chronic or chronic value, not 30 day mean.

[j] Guideline not applicable for site situation.

TABLE 1a: Summary of Analytical Results for Mount Polley, Quesnel Lake and River - Surface Water DRAFT

Sample Location	Sample ID	Sample Date (yyyy mm dd)	Physical Parameters									Total Inorganics												
			Hardness (mg/L)	pH (field) (pH)	pH (pH)	Temperature (field) (C)	Turbidity (NTU)	Conductivity (µS/cm)	TDS (mg/L)	TSS (mg/L)	DOC (mg/L)	Total Kjeldahl Nitrogen (N) (mg/L)	Total Nitrogen (N) (mg/L)	Ammonia Nitrogen (µg/L)	Nitrate Nitrogen (µg/L)	Nitrite Nitrogen (µg/L)	Nitrate+Nitrite Nitrogen (µg/L)	Chloride (mg/L)	Fluoride (µg/L)	Sulphate (mg/L)	Total Alkalinity (as CaCO3) (mg/L)	Bromide (mg/L)	Ortho-phosphate (mg/L)	Total Phosphorus[g] (mg/L)
BC Guidelines																								
BCWQG Aquatic Life (AW)[b,c]			n/a	6.5-9.0	6.5-9.0		Change of 8	n/a	n/a	Change of 25	n/a	n/a	n/a	5,680-18,400[d]	32,800	60-120[d]	32,800[f]	600	988.2-1579[d]	n/a	n/a	n/a	n/a	0.005-0.015
BCWQG Aquatic Life (30day) (AW)[b,c,h]			n/a	n/a	n/a	+/-1 Degree change from ambient	Change of 2	n/a	n/a	Change of 5	+20% of median background	n/a	n/a	1,090-1,770[d]	3,000	20-40[d]	3,000[f]	150	n/a	128-429[d]	n/a	n/a	n/a	n/a
BCWQG Drinking Water (DW)[b,c]			n/a	6.5-8.5	6.5-8.5	n/a[i]	Change of 1	n/a	n/a	n/a	n/a	n/a	n/a	n/a	10,000	1,000	10,000[f]	250	1,000	500	n/a	n/a	n/a	0.01
Canadian Drinking Water Quality (DW)[e]			n/a	6.5-8.5	6.5-8.5	n/a[i]	n/a[i]	n/a	500	n/a	n/a	n/a	n/a	n/a	10,000	1,000	n/a	250	1,500	500	n/a	n/a	n/a	n/a
QUR-1	QUR-1	2014 08 23	51.2	8.08	7.94	14.7	1.05	99.7	70	< 3	2.03	-	0.151	< 5	80.7	< 1	-	< 0.5	34	5.86	45.5	-	< 0.001	< 0.002[a]
	QUR-1	2014 08 24	52.6	7.73	7.89	14.4	0.67	102	61	< 3	< 0.5	-	0.176	< 5	85.1	< 1	-	< 0.5	36	5.82	45.7	-	< 0.001	< 0.002[a]
	QUR-1-4:00	2014 08 24	52	-	7.9	-	0.66	102	-	< 3	-	-	-	-	77	< 1	-	< 0.5	35	5.85	-	-	-	-
	QUR-1-12:00	2014 08 24	50.9	-	7.93	-	0.81	103	-	< 3	-	-	-	-	83.4	< 1	-	< 0.5	35	5.87	-	-	-	-
	QUR-1-16:00	2014 08 24	51.1	-	7.96	-	1.1	103	-	< 3	-	-	-	-	90.7	< 1	-	< 0.5	35	6.02	-	-	-	-
	QUR-1-20:00	2014 08 24	51.3	-	7.86	-	0.66	102	-	< 3	-	-	-	-	86.7	< 1	-	< 0.5	33	5.85	-	-	-	-
	QUR-1	2014 08 25	51.3	-	7.98	-	1.06	104	-	< 3	-	-	-	-	97.8	< 1	-	< 0.5	35	6.04	-	-	-	-
	QUR-1-08:00	2014 08 25	51.7	-	7.99	-	1.14	103	-	< 3	-	-	-	-	85.4	< 1	-	< 0.5	35	6.02	-	-	-	-
	QUR-1(11:21)	2014 08 25	51	-	7.94	-	1.28	102	72	< 3	2.14	-	0.153	< 5	81.7	< 1	-	< 0.5	35	5.94	46	-	< 0.001	< 0.002[a]
	QUR-1-16:00	2014 08 25	52.2	8.08	8.01	14.6	1.03	103	-	< 3	-	-	-	-	79.8	< 1	-	< 0.5	35	6	-	< 0.05	-	-
	QUR-1	2014 08 26	51.1	8.17	8	16.4	0.84	102	63	< 3	2.14	-	0.143	< 5	64.6	< 1	-	< 0.5	35	5.91	45.9	-	< 0.001	< 0.002[a]
	QUR-1X	2014 08 26	51.5	8.17	7.98	16.4	0.75	102	63	< 3	2.17	-	0.148	< 5	65.1	< 1	-	< 0.5	35	5.91	45.7	-	< 0.001	< 0.002[a]
	QA/QC RPD %		< 1	0	< 1	0	11	0	0	*	*	-	*	*	< 1	*	-	*	*	0	< 1	-	*	*
	QUR-1-00:00	2014 08 26	51.6	-	7.97	-	0.87	103	-	< 3	-	-	-	-	74.5	< 1	-	< 0.5	35	5.99	-	< 0.05	-	-
	QUR-1-8:00	2014 08 26	50.6	-	8.02	-	0.82	103	-	< 3	-	-	-	-	67.2	< 1	-	< 0.5	35	5.94	-	< 0.05	-	-
	QUR-1-16:00	2014 08 26	49	-	7.99	-	0.76	102	-	< 3	-	-	-	-	64.9	< 1	-	< 0.5	33	5.97	-	-	-	-
	QUR-1	2014 08 27	50.9	8.19	8	17.2	0.8	102	73	< 3	2.02	-	0.132	< 5	60	< 1	-	< 0.5	34	5.93	45.4	-	< 0.001	< 0.002[a]
	QUR-1-00:00	2014 08 27	47.4	-	7.97	-	1.23	102	-	< 3	-	-	-	-	62.9	< 1	-	< 0.5	35	5.95	-	-	-	-
	QUR-1-08:00	2014 08 27	50.1	-	8	-	0.76	101	-	< 3	-	-	-	-	60.7	< 1	-	< 0.5	34	5.92	-	-	-	-
	QUR-1-16:00	2014 08 27	-	-	7.97	-	0.55	97.8	-	< 3	-	-	-	-	56.9	< 1	-	< 0.5	33	5.72	-	-	-	-
	QUR-1	2014 08 28	49	-	7.93	-	0.66	100	67	< 3	2.02	-	0.131	< 5	54.8	< 1	-	< 0.5	35	5.86	44.4	-	< 0.001	**0.0021**
	QUR-1-00:00	2014 08 28	-	-	7.96	-	0.55	101	-	< 3	-	-	-	-	57.6	< 1	-	< 0.5	35	5.93	-	-	-	-
	QUR-1-08:00	2014 08 28	-	-	7.97	-	0.89	101	-	< 3	-	-	-	-	55.6	1.1	-	< 0.5	35	5.91	-	-	-	-
	QUR-1-16:00	2014 08 28	-	-	7.94	-	0.51	99.7	-	< 3	-	-	-	-	54.9	< 1	-	< 0.5	35	5.88	-	-	-	-
	QUR-1	2014 08 29	49.9	8.17	7.95	17.6	0.67	98.5	68	< 3	1.82	-	0.143	< 5	53.6	< 1	-	< 0.5	34	5.8	45.2	-	< 0.001	< 0.002[a]
	QUR-1-0:00	2014 08 29	-	-	7.88	-	0.62	98.9	-	< 3	-	-	-	-	53.7	< 1	-	< 0.5	34	5.79	-	-	-	-
	QUR-1-8:00	2014 08 29	-	-	7.94	-	0.72	98.9	-	< 3	-	-	-	-	54.6	< 1	-	< 0.5	34	5.85	-	-	-	-
	QUR-1-16:00	2014 08 29	51.9	-	7.89	-	0.43	98.6	-	< 3	-	-	-	-	55.9	< 1	-	< 0.5	33	5.83	-	-	-	-
	QUR-1	2014 08 30	50	7.23	7.7	17.45	0.48	97.9	68	< 3	1.93	-	0.136	< 5	53.1	< 1	-	< 0.5	33	5.79	45.1	-	< 0.001	< 0.002[a]
	QUR-1-0:00	2014 08 30	50.4	-	7.89	-	0.37	98.9	-	< 3	-	-	-	-	56	< 1	-	< 0.5	33	5.84	-	-	-	-
	QUR-1-8:00	2014 08 30	51.3	-	7.8	-	0.62	98.5	-	< 3	-	-	-	-	54	< 1	-	< 0.5	34	5.84	-	-	-	-
	QUR-1-16:00	2014 08 30	50.7	-	7.92	-	0.61	102	-	< 3	-	-	-	-	56.2	< 1	-	< 0.5	33	5.89	-	-	-	-
	QUR-1	2014 08 31	49.9	8.24	7.96	17.5	0.5	101	56	< 3	1.88	-	0.133	< 5	50.8	< 1	-	< 0.5	33	5.82	45.7	-	< 0.001	< 0.002[a]
	QUR-1-0:00	2014 08 31	50.8	-	7.92	-	0.36	102	-	< 3	-	-	-	-	54.4	< 1	-	< 0.5	33	5.82	-	-	-	-
	QUR-1-8:00	2014 08 31	50.6	-	7.94	-	0.46	102	-	< 3	-	-	-	-	53	< 1	-	< 0.5	33	5.83	-	-	-	-
	QUR-1-16:00	2014 08 31	51	-	-	-	0.34	-	-	< 3	-	-	-	-	50.5	< 1	-	< 0.5	33	5.82	-	-	-	-
	QUR-1	2014 09 01	50.7	8.26	7.8	17.7	0.69	98.5	64	< 3	1.87	-	0.135	< 5	50.2	1.1	-	< 0.5	32	5.81	44.6	-	< 0.001	< 0.002[a]
	QUR-1-00:00	2014 09 01	50.3	-	-	-	0.37	-	-	< 3	-	-	-	-	52.2	< 1	-	< 0.5	33	5.83	-	-	-	-
	QUR-1-08:00	2014 09 01	50	-	-	-	0.38	-	-	< 3	-	-	-	-	48.8	< 1	-	< 0.5	33	5.82	-	-	-	-
	QUR-1-16:00	2014 09 01	48.1	-	7.95	-	0.31	102	-	-	-	-	-	-	46.6	< 1	-	< 0.5	32	5.55	-	-	-	-
	QUR-1-00:00	2014 09 02	50.6	-	7.95	-	0.38	102	-	-	-	-	-	-	49.8	< 1	-	< 0.5	31	5.83	-	-	-	-
	QUR-1-08:00	2014 09 02	52.2	-	7.98	-	0.39	102	-	-	-	-	-	-	48.5	< 1	-	< 0.5	33	5.83	-	-	-	-
	QUR-1-14:10	2014 09 02	51	8.24	7.99	17.67	0.4	101	62	< 3	1.83	-	0.126	5.2	48.1	< 1	-	< 0.5	33	5.8	45.7	-	< 0.001	< 0.002[a]
	QUR-1-16:00	2014 09 02	50.6	-	7.98	-	0.44	99.5	-	-	-	-	-	-	45.9	< 1	-	< 0.5	33	5.86	-	-	-	-
	QUR-1	2014 09 03	51.1	8.23	8.01	17.35	0.46	99	69	< 3	2.07	-	0.132	6.8	46.6	< 1	-	< 0.5	32	5.85	45.6	-	< 0.001	**0.0024**
	QUR-1-00:00	2014 09 03	50.3	-	8	-	0.69	101	-	-	-	-	-	-	47.2	< 1	-	< 0.5	31	5.89	-	-	-	-
	QUR-1-08:00	2014 09 03	51.3	-	8	-	0.42	100	-	-	-	-	-	-	47.3	< 1	-	< 0.5	31	5.88	-	-	-	-
	QUR-1-16:00	2014 09 03	53.6	-	7.94	-	0.3	98.7	-	< 3	-	-	-	-	47.6	1	-	< 0.5	33	5.83	-	-	-	-

Associated ALS files: L1498519, L1498533, L1499166, L1499203, L1499703, L1499707, L1499710, L1499926, L1499947, L1500619, L1501501, L1501518, L1502349, L1502364, L1502370, L1502388, L1503057, L1503061, L1503079, L1503910, L1503913, L1503928, L1503932, L1503933, L1503934, L1504180, L1504213, L1504220, L1504251, L1504261, L1504997, L1505918, L1506551, L1506571, L1506577, L1506586, L1500164, L1502370, L1506989, L1506996, L1507001, L1507291, L1507298, L1506992, L1507259, L1507347, L1507948, L1507972, L1507977, L1508637, L1508673, L1509507, L1508649, L1509597, L1510231, L1510268, L1510289, L1510741, L1510746, L1511190, L1511225, L1511232, L1511817, L1511758, L1511787, L1511850, L1511886, L1511905, L1512681, L1512726, L1513326, L1513353, L1513820, L1513828, L1514716, L1514724, L1514735, L1514765, L1507963, L1514731, L1514737, L1515541, L1515553, L1515572, L1518945, L1516292, L1516846, L1516856, L1517429, L1517430, L1517431, L1517432, L1518138, L1518251, L1518254, L1518260, L1518267, L1518976, L1519008, L1519837, L1519791, L1520433, L1520459, L1520931.

All terms defined within the body of SNC-Lavalin's report (available upon request).

< Denotes concentration less than indicated detection limit or RPD less than indicated value.

- Denotes analysis not conducted.

n/a Denotes no applicable standard.

* RPDs are not normally calculated where one or more concentrations are less than five times MDL.

SHADED Concentration greater than BCWQG Aquatic Life (AW) guideline.

BOLD Concentration greater than BCWQG Drinking Water (DW) guideline.

SHADED Concentration greater than BCWQG Aquatic Life (30day) (AW) guideline.

BOLD Concentration greater than or equal to Canadian Drinking Water Quality (DW) guideline.

[a] Laboratory detection limit out of range.

[b] British Columbia Approved Water Quality Guidelines 2006 Edition, updated 2014.

[c] A Compendium of Working Water Quality Guidelines for British Columbia, updated August 2006.

[d] Guideline varies with pH, and/or either Temperature or Hardness or chloride

[e] Health Canada Drinking Water Guidelines, 2012.

[f] Guideline for Nitrate applied.

[g] The total phosphorus guideline is a measure of lake productivity and is based on spring overturn or an average of summer samples and is not applicable to single sample results at this point in time.

[h] Calculated based on an individual sample basis, not average of 30 day results.

[i] Secondary chronic or chronic value, not 30 day mean.

[j] Guideline not applicable for site situation.

TABLE 1a: Summary of Analytical Results for Mount Polley, Quesnel Lake and River - Surface Water DRAFT

Sample Location	Sample ID	Sample Date (yyyy mm dd)	Dissolved Metals																											
			Dissolved Aluminum (µg/L)	Dissolved Calcium (mg/L)	Dissolved Iron (µg/L)	Dissolved Magnesium (mg/L)	Dissolved Manganese (µg/L)	Dissolved Potassium (mg/L)	Dissolved Sodium (mg/L)	Antimony (µg/L)	Arsenic (µg/L)	Barium (µg/L)	Beryllium (µg/L)	Boron (µg/L)	Cadmium (µg/L)	Chromium (µg/L)	Cobalt (µg/L)	Copper (µg/L)	Lead (µg/L)	Lithium (µg/L)	Mercury (µg/L)	Molybdenum (µg/L)	Nickel (µg/L)	Selenium (µg/L)	Silver (µg/L)	Thallium (µg/L)	Titanium (µg/L)	Uranium (µg/L)	Vanadium (µg/L)	Zinc (µg/L)
BC Guidelines																														
BCWQG Aquatic Life (AW)[b,c]			100[d]	n/a	350	n/a	n/a	n/a	n/a	n/a	n/a	n/a	n/a	n/a	n/a	n/a	n/a	n/a	n/a	n/a	n/a	n/a	n/a	n/a	n/a	n/a	n/a	n/a	n/a	n/a
BCWQG Aquatic Life (30day) (AW)[b,c,h]			50[d]	n/a	n/a	n/a	n/a	n/a	n/a	n/a	n/a	n/a	n/a	n/a	n/a	n/a	n/a	n/a	n/a	n/a	n/a	n/a	n/a	n/a	n/a	n/a	n/a	n/a	n/a	n/a
BCWQG Drinking Water (DW)[b,c]			200	n/a	n/a	n/a	n/a	n/a	n/a	n/a	n/a	n/a	n/a	n/a	n/a	n/a	n/a	n/a	n/a	n/a	n/a	n/a	n/a	n/a	n/a	n/a	n/a	n/a	n/a	n/a
Canadian Drinking Water Quality (DW)[e]			n/a	n/a	n/a	n/a	n/a	n/a	n/a	n/a	n/a	n/a	n/a	n/a	n/a	n/a	n/a	n/a	n/a	n/a	n/a	n/a	n/a	n/a	n/a	n/a	n/a	n/a	n/a	n/a
QUR-1	QUR-1	2014 08 23	10	17.3	< 30	1.95	0.597	0.47	0.866	< 0.1	0.12	5.5	< 0.1	< 10	< 0.01	< 0.5	< 0.1	0.88	< 0.05	0.82	-	0.28	< 0.5	< 0.5	< 0.01	< 0.01	< 10	0.139	< 1	< 3
	QUR-1	2014 08 24	9	17.7	< 30	2	0.638	0.474	0.86	< 0.1	0.12	5.52	< 0.1	< 10	< 0.01	< 0.5	< 0.1	0.95	< 0.05	0.87	-	0.274	< 0.5	< 0.5	< 0.01	< 0.01	< 10	0.138	< 1	< 3
	QUR-1-4:00	2014 08 24	-	-	-	-	-	-	-	-	-	-	-	-	-	-	-	-	-	-	-	-	-	-	-	-	-	-	-	-
	QUR-1-12:00	2014 08 24	-	-	-	-	-	-	-	-	-	-	-	-	-	-	-	-	-	-	-	-	-	-	-	-	-	-	-	-
	QUR-1-16:00	2014 08 24	-	-	-	-	-	-	-	-	-	-	-	-	-	-	-	-	-	-	-	-	-	-	-	-	-	-	-	-
	QUR-1-20:00	2014 08 24	-	-	-	-	-	-	-	-	-	-	-	-	-	-	-	-	-	-	-	-	-	-	-	-	-	-	-	-
	QUR-1	2014 08 25	-	-	-	-	-	-	-	-	-	-	-	-	-	-	-	-	-	-	-	-	-	-	-	-	-	-	-	-
	QUR-1-08:00	2014 08 25	-	-	-	-	-	-	-	-	-	-	-	-	-	-	-	-	-	-	-	-	-	-	-	-	-	-	-	-
	QUR-1(11:21)	2014 08 25	9	17.2	< 30	1.93	0.845	0.458	0.844	< 0.1	0.1	5.8	< 0.1	< 10	< 0.01	< 0.5	< 0.1	1.06	< 0.05	< 0.5	-	0.29	< 0.5	< 0.5	< 0.01	< 0.01	< 10	0.139	< 1	< 3
	QUR-1-16:00	2014 08 25	-	-	-	-	-	-	-	-	-	-	-	-	-	-	-	-	-	-	-	-	-	-	-	-	-	-	-	-
	QUR-1	2014 08 26	10.6	17.2	< 30	1.95	0.702	0.459	0.832	< 0.1	0.1	5.49	< 0.1	< 10	< 0.01	< 0.5	< 0.1	0.97	< 0.05	0.62	-	0.287	< 0.5	< 0.5	< 0.01	< 0.01	< 10	0.13	< 1	< 3
	QUR-1X	2014 08 26	9.9	17.4	< 30	1.97	0.753	0.471	0.858	< 0.1	0.11	5.59	< 0.1	< 10	< 0.01	< 0.5	< 0.1	0.98	< 0.05	0.58	-	0.288	< 0.5	< 0.5	< 0.01	< 0.01	< 10	0.131	< 1	< 3
	QA/QC RPD %		*	1	*	1	7	3	3	*	*	2	*	*	*	*	*	*	*	*	-	< 1	*	*	*	*	*	< 1	*	*
	QUR-1-00:00	2014 08 26	-	-	-	-	-	-	-	-	-	-	-	-	-	-	-	-	-	-	-	-	-	-	-	-	-	-	-	-
	QUR-1-8:00	2014 08 26	-	-	-	-	-	-	-	-	-	-	-	-	-	-	-	-	-	-	-	-	-	-	-	-	-	-	-	-
	QUR-1-16:00	2014 08 26	-	-	-	-	-	-	-	-	-	-	-	-	-	-	-	-	-	-	-	-	-	-	-	-	-	-	-	-
	QUR-1	2014 08 27	10.3	17.2	< 30	1.96	0.662	0.464	0.881	< 0.1	0.13	5.52	< 0.1	< 10	< 0.01	< 0.5	< 0.1	0.93	< 0.05	0.67	-	0.286	< 0.5	< 0.5	< 0.01	< 0.01	< 10	0.134	< 1	< 3
	QUR-1-00:00	2014 08 27	-	-	-	-	-	-	-	-	-	-	-	-	-	-	-	-	-	-	-	-	-	-	-	-	-	-	-	-
	QUR-1-08:00	2014 08 27	-	-	-	-	-	-	-	-	-	-	-	-	-	-	-	-	-	-	-	-	-	-	-	-	-	-	-	-
	QUR-1-16:00	2014 08 27	-	-	-	-	-	-	-	-	-	-	-	-	-	-	-	-	-	-	-	-	-	-	-	-	-	-	-	-
	QUR-1	2014 08 28	9.7	16.5	< 30	1.88	0.504	0.471	0.875	< 0.1	0.11	5.45	< 0.1	< 10	< 0.01	< 0.5	< 0.1	0.74	< 0.05	0.55	-	0.288	< 0.5	< 0.5	< 0.01	< 0.01	< 10	0.138	< 1	< 3
	QUR-1-00:00	2014 08 28	-	-	-	-	-	-	-	-	-	-	-	-	-	-	-	-	-	-	-	-	-	-	-	-	-	-	-	-
	QUR-1-08:00	2014 08 28	-	-	-	-	-	-	-	-	-	-	-	-	-	-	-	-	-	-	-	-	-	-	-	-	-	-	-	-
	QUR-1-16:00	2014 08 28	-	-	-	-	-	-	-	-	-	-	-	-	-	-	-	-	-	-	-	-	-	-	-	-	-	-	-	-
	QUR-1	2014 08 29	9.7	16.8	< 30	1.94	0.156	0.455	0.831	< 0.1	0.17	5.55	< 0.1	< 10	0.03	< 0.5	< 0.1	0.84	< 0.05	0.53	-	0.273	< 0.5	< 0.5	< 0.01	< 0.01	< 10	0.134	< 1	< 3
	QUR-1-0:00	2014 08 29	-	-	-	-	-	-	-	-	-	-	-	-	-	-	-	-	-	-	-	-	-	-	-	-	-	-	-	-
	QUR-1-8:00	2014 08 29	-	-	-	-	-	-	-	-	-	-	-	-	-	-	-	-	-	-	-	-	-	-	-	-	-	-	-	-
	QUR-1-16:00	2014 08 29	-	-	-	-	-	-	-	-	-	-	-	-	-	-	-	-	-	-	-	-	-	-	-	-	-	-	-	-
	QUR-1	2014 08 30	9	16.9	< 30	1.92	0.495	0.467	0.843	< 0.1	0.12	5.34	< 0.1	< 10	< 0.01	< 0.5	< 0.1	0.84	< 0.05	0.65	-	0.275	< 0.5	< 0.5	< 0.01	< 0.01	< 10	0.13	< 1	< 3
	QUR-1-0:00	2014 08 30	-	-	-	-	-	-	-	-	-	-	-	-	-	-	-	-	-	-	-	-	-	-	-	-	-	-	-	-
	QUR-1-8:00	2014 08 30	-	-	-	-	-	-	-	-	-	-	-	-	-	-	-	-	-	-	-	-	-	-	-	-	-	-	-	-
	QUR-1-16:00	2014 08 30	-	-	-	-	-	-	-	-	-	-	-	-	-	-	-	-	-	-	-	-	-	-	-	-	-	-	-	-
	QUR-1	2014 08 31	9.8	16.8	< 30	1.94	0.398	0.468	0.845	< 0.1	0.12	5.31	< 0.1	< 10	< 0.01	< 0.5	< 0.1	0.69	< 0.05	0.82	-	0.279	< 0.5	< 0.5	< 0.01	< 0.01	< 10	0.134	< 1	< 3
	QUR-1-0:00	2014 08 31	-	-	-	-	-	-	-	-	-	-	-	-	-	-	-	-	-	-	-	-	-	-	-	-	-	-	-	-
	QUR-1-8:00	2014 08 31	-	-	-	-	-	-	-	-	-	-	-	-	-	-	-	-	-	-	-	-	-	-	-	-	-	-	-	-
	QUR-1-16:00	2014 08 31	-	-	-	-	-	-	-	-	-	-	-	-	-	-	-	-	-	-	-	-	-	-	-	-	-	-	-	-
	QUR-1	2014 09 01	8.9	17.1	< 30	1.97	0.375	0.474	0.843	< 0.1	0.13	5.22	< 0.1	< 10	< 0.01	< 0.5	< 0.1	0.62	< 0.05	0.62	-	0.288	< 0.5	< 0.5	< 0.01	< 0.01	< 10	0.129	< 1	< 3
	QUR-1-00:00	2014 09 01	-	-	-	-	-	-	-	-	-	-	-	-	-	-	-	-	-	-	-	-	-	-	-	-	-	-	-	-
	QUR-1-08:00	2014 09 01	-	-	-	-	-	-	-	-	-	-	-	-	-	-	-	-	-	-	-	-	-	-	-	-	-	-	-	-
	QUR-1-16:00	2014 09 01	-	-	-	-	-	-	-	-	-	-	-	-	-	-	-	-	-	-	-	-	-	-	-	-	-	-	-	-
	QUR-1-00:00	2014 09 02	-	-	-	-	-	-	-	-	-	-	-	-	-	-	-	-	-	-	-	-	-	-	-	-	-	-	-	-
	QUR-1-08:00	2014 09 02	-	-	-	-	-	-	-	-	-	-	-	-	-	-	-	-	-	-	-	-	-	-	-	-	-	-	-	-
	QUR-1-14:10	2014 09 02	13.4	17.2	< 30	1.98	0.953	0.614	0.922	< 0.1	0.13	5.54	< 0.1	< 10	0.038	< 0.5	< 0.1	1.53	< 0.05	0.67	-	0.294	< 0.5	< 0.5	< 0.01	< 0.01	< 10	0.13	< 1	5
	QUR-1-16:00	2014 09 02	-	-	-	-	-	-	-	-	-	-	-	-	-	-	-	-	-	-	-	-	-	-	-	-	-	-	-	-
	QUR-1	2014 09 03	9.8	17.3	< 30	1.95	0.398	0.463	0.864	< 0.1	0.12	5.29	< 0.1	< 10	< 0.01	< 0.5	< 0.1	0.64	< 0.05	0.78	-	0.29	< 0.5	< 0.5	< 0.01	< 0.01	< 10	0.133	< 1	< 3
	QUR-1-00:00	2014 09 03	-	-	-	-	-	-	-	-	-	-	-	-	-	-	-	-	-	-	-	-	-	-	-	-	-	-	-	-
	QUR-1-08:00	2014 09 03	-	-	-	-	-	-	-	-	-	-	-	-	-	-	-	-	-	-	-	-	-	-	-	-	-	-	-	-
	QUR-1-16:00	2014 09 03	-	-	-	-	-	-	-	-	-	-	-	-	-	-	-	-	-	-	-	-	-	-	-	-	-	-	-	-

Associated ALS files: L1498519, L1498533, L1499166, L1499203, L1499703, L1499707, L1499710, L1499926, L1499947, L1500619, L1501501, L1501518, L1502349, L1502364, L1502370, L1502388, L1503057, L1503061, L1503079, L1503910, L1503913, L1503928, L1503932, L1503933, L1503934, L1504180, L1504213, L1504220, L1504251, L1504261, L1504997, L1505918, L1506551, L1506571, L1506577, L1506586, L1500164, L1502370, L1506989, L1506996, L1507001, L1507291, L1507298, L1506992, L1507259, L1507347, L1507948, L1507972, L1507977, L1508637, L1508673, L1509507, L1508649, L1509597, L1510231, L1510268, L1510289, L1510741, L1510746, L1511190, L1511225, L1511232, L1511817, L1511758, L1511787, L1511850, L1511886, L1511905, L1512681, L1512726, L1513326, L1513353, L1513820, L1513828, L1514716, L1514724, L1514735, L1514765, L1507963, L1514731, L1514737, L1515541, L1515553, L1515572, L1518945, L1516292, L1516846, L1516856, L1517429, L1517430, L1517431, L1517432, L1518138, L1518251, L1518254, L1518260, L1518267, L1518976, L1519008, L1519837, L1519791, L1520433, L1520459, L1520931.

All terms defined within the body of SNC-Lavalin's report (available upon request).

< Denotes concentration less than indicated detection limit or RPD less than indicated value.

- Denotes analysis not conducted.

n/a Denotes no applicable standard.

* RPDs are not normally calculated where one or more concentrations are less than five times MDL.

SHADED Concentration greater than BCWQG Aquatic Life (AW) guideline.

BOLD Concentration greater than BCWQG Drinking Water (DW) guideline.

SHADED Concentration greater than BCWQG Aquatic Life (30day) (AW) guideline.

BOLD Concentration greater than or equal to Canadian Drinking Water Quality (DW) guideline.

[a] Laboratory detection limit out of range.

[b] British Columbia Approved Water Quality Guidelines 2006 Edition, updated 2014.

[c] A Compendium of Working Water Quality Guidelines for British Columbia, updated August 2006.

[d] Guideline varies with pH, and/or either Temperature or Hardness or chloride

[e] Health Canada Drinking Water Guidelines, 2012.

[f] Guideline for Nitrate applied.

[g] The total phosphorus guideline is a measure of lake productivity and is based on spring overturn or an average of summer samples and is not applicable to single sample results at this point in time.

[h] Calculated based on an individual sample basis, not average of 30 day results.

[i] Secondary chronic or chronic value, not 30 day mean.

[j] Guideline not applicable for site situation.

TABLE 1a: Summary of Analytical Results for Mount Polley, Quesnel Lake and River - Surface Water DRAFT

Sample Location	Sample ID	Sample Date (yyyy mm dd)	Total Metals																														
			Aluminum (µg/L)	Antimony (µg/L)	Arsenic (µg/L)	Barium (µg/L)	Beryllium (µg/L)	Bismuth (µg/L)	Boron (µg/L)	Cadmium (µg/L)	Calcium (µg/L)	Chromium (µg/L)	Cobalt (µg/L)	Copper (µg/L)	Iron (µg/L)	Lead (µg/L)	Lithium (µg/L)	Magnesium (µg/L)	Manganese (µg/L)	Mercury (µg/L)	Molybdenum (µg/L)	Nickel (µg/L)	Potassium (µg/L)	Selenium (µg/L)	Silicon (µg/L)	Silver (µg/L)	Sodium (µg/L)	Thallium (µg/L)	Tin (µg/L)	Titanium (µg/L)	Uranium (µg/L)	Vanadium (µg/L)	Zinc (µg/L)
BC Guidelines																																	
BCWQG Aquatic Life (AW)[b,c]			n/a	20	5	5,000	n/a	n/a	1,200	0.016-0.055[d]	n/a	1 (Cr(+6))	110	6.0-19.3[d]	1,000	27.3-177.4[d]	870	n/a	1001-2568[d]	Methyl mercury analysis in progress	2,000	25-150[d]	373,000-432,000	2	n/a	0.1-3.0[d]	n/a	0.3	n/a	2,000	300	6	33-103.5[d]
BCWQG Aquatic Life (30day) (AW)[b,c,h]			n/a	n/a	n/a	1,000	5.3[i]	n/a	n/a	n/a	n/a	n/a	4	2-7.4[d]	n/a	4.4-10.2[d]	14[i]	n/a	791.1-1415[d]		1,000	n/a	n/a	n/a	n/a	0.05-1.5[d]	n/a	n/a	n/a	n/a	n/a	n/a	7.5-78[d]
BCWQG Drinking Water (DW)[b,c]			n/a	14	25	n/a	4	n/a	5,000	n/a	n/a	n/a	n/a	500	n/a	50	n/a	n/a	n/a	1	250	n/a	n/a	10	n/a	n/a	n/a	2	n/a	n/a	n/a	n/a	5,000
Canadian Drinking Water Quality (DW)[e]			100	6	10	1,000	n/a	n/a	5,000	5	n/a	50	n/a	1,000	300	10	n/a	n/a	50	1	n/a	n/a	n/a	10	n/a	n/a	200,000	n/a	n/a	n/a	20	n/a	5,000
QUR-1	QUR-1	2014 08 23	63.2	< 0.1	0.16	6.16	< 0.1	< 0.5	< 10	< 0.01	17,400	< 0.5	< 0.1	**2.06**	63	< 0.05	0.78	2,010	3.12	< 0.05	0.294	< 0.5	487	< 0.5	1,680	< 0.01	873	< 0.01	< 0.1	< 10	0.148	< 1	< 3
	QUR-1	2014 08 24	49	< 0.1	0.13	6.16	< 0.1	< 0.5	< 10	< 0.01	17,500	< 0.5	< 0.1	1.98	41	< 0.05	0.87	1,980	2.31	-	0.311	< 0.5	488	< 0.5	1,680	< 0.01	867	< 0.01	< 0.1	< 10	0.151	< 1	< 3
	QUR-1-4:00	2014 08 24	27.3	< 0.1	0.13	5.73	< 0.1	< 0.5	< 10	< 0.01	17,600	< 0.5	< 0.1	1.55	< 30	< 0.05	0.85	1,980	1.59	-	0.308	< 0.5	477	< 0.5	1,650	< 0.01	872	< 0.01	< 0.1	< 10	0.146	< 1	3
	QUR-1-12:00	2014 08 24	35.6	< 0.1	0.13	5.68	< 0.1	< 0.5	< 10	< 0.01	17,200	0.6	< 0.1	1.78	35	< 0.05	0.71	1,930	1.99	-	0.331	< 0.5	471	< 0.5	1,640	< 0.01	866	< 0.01	< 0.1	< 10	0.143	< 1	3.2
	QUR-1-16:00	2014 08 24	54.8	< 0.1	0.17	6.17	< 0.1	< 0.5	< 10	< 0.01	17,200	< 0.5	< 0.1	1.93	50	< 0.05	< 0.5	1,960	2.5	-	0.299	< 0.5	470	< 0.5	1,680	< 0.01	855	< 0.01	< 0.1	< 10	0.148	< 1	3.1
	QUR-1-20:00	2014 08 24	39.5	< 0.1	0.13	6	< 0.1	< 0.5	< 10	< 0.01	17,300	< 0.5	< 0.1	1.85	34	< 0.05	0.82	1,970	2.37	-	0.301	< 0.5	485	< 0.5	1,660	< 0.01	882	< 0.01	< 0.1	< 10	0.143	< 1	**10.3**
	QUR-1	2014 08 25	63.9	< 0.1	0.17	6.31	< 0.1	< 0.5	< 10	< 0.01	17,300	< 0.5	< 0.1	**2.31**	53	< 0.05	< 0.5	1,960	2.88	-	0.284	< 0.5	469	< 0.5	1,690	< 0.01	848	< 0.01	< 0.1	< 10	0.147	< 1	3.4
	QUR-1-08:00	2014 08 25	65.2	< 0.1	0.19	6.47	< 0.1	< 0.5	< 10	< 0.01	17,400	< 0.5	< 0.1	**2.16**	63	< 0.05	< 0.5	1,980	3.07	-	0.315	< 0.5	479	< 0.5	1,680	< 0.01	863	< 0.01	< 0.1	< 10	0.149	< 1	< 3
	QUR-1(11:21)	2014 08 25	68.4	< 0.1	0.17	6.47	< 0.1	< 0.5	< 10	< 0.01	17,000	< 0.5	< 0.1	**2.41**	62	< 0.05	< 0.5	1,940	2.86	-	0.296	< 0.5	478	< 0.5	1,660	< 0.01	854	< 0.01	< 0.1	< 10	0.144	< 1	< 3
	QUR-1-16:00	2014 08 25	47.6	< 0.1	0.16	6	< 0.1	< 0.5	< 10	< 0.01	17,600	< 0.5	< 0.1	**4.8**	36	0.117	0.57	1,990	2.32	-	0.33	< 0.5	478	< 0.5	1,640	< 0.01	891	< 0.01	< 0.1	< 10	0.144	< 1	4.6
	QUR-1	2014 08 26	47.1	< 0.1	0.13	6.24	< 0.1	< 0.5	< 10	< 0.01	17,100	< 0.5	< 0.1	1.91	40	< 0.05	0.51	1,970	2.29	< 0.01	0.303	< 0.5	480	< 0.5	1,610	< 0.01	868	< 0.01	< 0.1	< 10	0.143	< 1	< 3
	QUR-1X	2014 08 26	46.5	< 0.1	0.13	6.05	< 0.1	< 0.5	< 10	< 0.01	17,000	< 0.5	< 0.1	1.89	39	< 0.05	0.6	1,950	2.26	< 0.01	0.32	< 0.5	468	< 0.5	1,590	< 0.01	860	< 0.01	< 0.1	< 10	0.137	< 1	< 3
	QA/QC RPD %		1	*	*	3	*	*	*	*	< 1	*	*	*	*	*	*	1	*	*	6	*	3	*	1	*	< 1	*	*	*	4	*	*
	QUR-1-00:00	2014 08 26	52.4	< 0.1	0.13	6.17	< 0.1	< 0.5	< 10	< 0.01	17,400	< 0.5	< 0.1	**2.12**	38	< 0.05	0.55	1,970	2.23	-	0.343	< 0.5	475	< 0.5	1,640	< 0.01	893	< 0.01	< 0.1	< 10	0.142	< 1	< 3
	QUR-1-8:00	2014 08 26	41.2	< 0.1	0.15	5.85	< 0.1	< 0.5	< 10	< 0.01	17,000	< 0.5	< 0.1	1.86	31	< 0.05	0.57	1,940	2.08	-	0.396	< 0.5	469	< 0.5	1,610	< 0.01	873	< 0.01	< 0.1	< 10	0.145	< 1	< 3
	QUR-1-16:00	2014 08 26	27.8	< 0.1	0.14	5.83	< 0.1	< 0.5	< 10	< 0.01	16,500	< 0.5	< 0.1	1.47	< 30	< 0.05	0.67	1,900	1.7	-	0.316	< 0.5	479	< 0.5	1,520	< 0.01	904	< 0.01	< 0.1	< 10	0.146	< 1	4.2
	QUR-1	2014 08 27	38.9	< 0.1	0.14	6.03	< 0.1	< 0.5	< 10	< 0.01	16,800	< 0.5	< 0.1	1.84	32	< 0.05	0.64	1,940	2.29	< 0.01	0.318	< 0.5	483	< 0.5	1,560	< 0.01	902	< 0.01	< 0.1	< 10	0.143	< 1	< 3
	QUR-1-00:00	2014 08 27	29.6	< 0.1	0.13	5.8	< 0.1	< 0.5	< 10	< 0.01	15,900	< 0.5	< 0.1	1.53	< 30	< 0.05	0.65	1,840	1.66	-	0.314	< 0.5	461	< 0.5	1,480	< 0.01	886	< 0.01	< 0.1	< 10	0.142	< 1	3.1
	QUR-1-08:00	2014 08 27	32.7	< 0.1	0.15	6	< 0.1	< 0.5	< 10	< 0.01	16,900	< 0.5	< 0.1	1.63	< 30	< 0.05	0.65	1,940	1.73	-	0.304	< 0.5	465	< 0.5	1,570	< 0.01	900	< 0.01	< 0.1	< 10	0.143	< 1	3
	QUR-1-16:00	2014 08 27	42.5	< 0.1	0.14	5.84	< 0.1	< 0.5	< 10	< 0.01	16,700	< 0.5	< 0.1	1.47	34	< 0.05	0.62	1,930	2.11	-	0.305	< 0.5	478	< 0.5	1,580	< 0.01	880	< 0.01	< 0.1	< 10	0.136	< 1	3.2
	QUR-1	2014 08 28	40.5	< 0.1	0.16	5.91	< 0.1	< 0.5	< 10	< 0.01	16,900	< 0.5	< 0.1	1.37	42	< 0.05	0.62	1,960	2.1	< 0.01	0.286	< 0.5	487	< 0.5	1,580	< 0.01	890	< 0.01	< 0.1	< 10	0.144	< 1	< 3
	QUR-1-00:00	2014 08 28	41.7	< 0.1	0.14	5.94	< 0.1	< 0.5	< 10	**0.154**	17,000	< 0.5	< 0.1	1.58	40	< 0.05	0.6	1,970	2.35	-	0.303	< 0.5	490	< 0.5	1,590	< 0.01	896	< 0.01	< 0.1	< 10	0.141	< 1	< 3
	QUR-1-08:00	2014 08 28	29.1	< 0.1	0.14	5.81	< 0.1	< 0.5	< 10	< 0.01	17,200	< 0.5	< 0.1	1.24	< 30	< 0.05	0.59	1,980	1.48	-	0.303	< 0.5	483	< 0.5	1,590	< 0.01	891	< 0.01	< 0.1	< 10	0.141	< 1	< 3
	QUR-1-16:00	2014 08 28	20.9	< 0.1	0.28	5.67	< 0.1	< 0.5	< 10	**0.056**	18,000	< 0.5	< 0.1	1.07	< 30	< 0.05	< 0.5	2,070	1.39	-	0.309	< 0.5	482	< 0.5	1,640	< 0.01	861	< 0.01	< 0.1	< 10	0.144	< 1	< 3
	QUR-1	2014 08 29	37.8	< 0.1	0.23	5.69	< 0.1	< 0.5	< 10	< 0.01	16,700	< 0.5	0.49	1.31	37	< 0.05	< 0.5	1,940	3.99	< 0.01	0.29	< 0.5	474	< 0.5	1,550	< 0.01	857	< 0.01	< 0.1	< 10	0.138	< 1	< 3
	QUR-1-0:00	2014 08 29	25.4	< 0.1	0.36	5.66	< 0.1	< 0.5	< 10	**0.101**	17,700	< 0.5	< 0.1	1.19	< 30	< 0.05	< 0.5	2,040	1.47	-	0.299	< 0.5	474	0.93	1,620	< 0.01	849	< 0.01	< 0.1	< 10	0.142	< 1	3.5
	QUR-1-8:00	2014 08 29	25.6	< 0.1	1.08	5.45	< 0.1	< 0.5	< 10	**0.412**	17,400	< 0.5	< 0.1	1.16	< 30	< 0.05	< 0.5	2,010	1.48	-	0.299	0.62	465	0.78	1,580	< 0.01	835	< 0.01	< 0.1	< 10	0.137	< 1	3.5
	QUR-1-16:00	2014 08 29	21.6	< 0.1	0.14	5.79	< 0.1	< 0.5	< 10	< 0.01	17,400	< 0.5	< 0.1	1.05	< 30	< 0.05	0.81	2,020	1.33	-	0.318	< 0.5	484	< 0.5	1,620	< 0.01	898	< 0.01	< 0.1	< 10	0.14	< 1	< 3
	QUR-1	2014 08 30	27.4	< 0.1	0.13	5.59	< 0.1	< 0.5	< 10	< 0.01	16,700	< 0.5	< 0.1	1.18	< 30	< 0.05	0.83	1,910	1.62	< 0.01	0.307	< 0.5	472	< 0.5	1,550	< 0.01	857	< 0.01	< 0.1	< 10	0.135	< 1	< 3
	QUR-1-0:00	2014 08 30	19.4	< 0.1	0.13	5.71	< 0.1	< 0.5	< 10	< 0.01	17,000	< 0.5	< 0.1	1.09	< 30	< 0.05	0.7	1,920	1.31	-	0.311	< 0.5	480	< 0.5	1,550	< 0.01	894	< 0.01	< 0.1	< 10	0.134	< 1	< 3
	QUR-1-8:00	2014 08 30	18.2	< 0.1	0.14	5.79	< 0.1	< 0.5	< 10	< 0.01	17,300	< 0.5	< 0.1	1.01	< 30	< 0.05	0.74	1,980	1.35	-	0.321	< 0.5	480	< 0.5	1,580	0.034	887	< 0.01	< 0.1	< 10	0.135	< 1	3.1
	QUR-1-16:00	2014 08 30	20.8	< 0.1	0.13	5.44	< 0.1	< 0.5	< 10	< 0.01	17,100	< 0.5	< 0.1	0.98	< 30	< 0.05	0.88	1,960	1.3	-	0.306	< 0.5	470	< 0.5	1,520	< 0.01	894	< 0.01	< 0.1	< 10	0.142	< 1	3.8
	QUR-1	2014 08 31	27.1	< 0.1	0.13	5.49	< 0.1	< 0.5	< 10	< 0.01	16,900	< 0.5	< 0.1	1	< 30	< 0.05	0.8	1,970	1.59	< 0.01	0.308	< 0.5	476	< 0.5	1,530	< 0.01	871	< 0.01	< 0.1	< 10	0.143	< 1	< 3
	QUR-1-0:00	2014 08 31	33.8	< 0.1	0.16	5.57	< 0.1	< 0.5	< 10	< 0.01	17,100	< 0.5	< 0.1	1.07	31	< 0.05	0.81	1,990	2.02	-	0.3	< 0.5	479	< 0.5	1,550	< 0.01	874	< 0.01	< 0.1	< 10	0.133	< 1	< 3
	QUR-1-8:00	2014 08 31	22.3	< 0.1	0.15	5.45	< 0.1	< 0.5	< 10	< 0.01	17,000	< 0.5	< 0.1	0.91	< 30	< 0.05	0.87	1,970	1.28	-	0.31	< 0.5	472	< 0.5	1,510	< 0.01	869	< 0.01	< 0.1	< 10	0.137	< 1	< 3
	QUR-1-16:00	2014 08 31	28.9	< 0.1	0.14	5.51	< 0.1	< 0.5	< 10	< 0.01	17,100	< 0.5	< 0.1	0.99	< 30	< 0.05	0.62	2,000	1.6	-	0.309	< 0.5	480	< 0.5	1,560	< 0.01	873	< 0.01	< 0.1	< 10	0.139	< 1	3.1
	QUR-1	2014 09 01	31.2	< 0.1	0.15	5.63	< 0.1	< 0.5	< 10	< 0.01	17,600	< 0.5	< 0.1	1.07	< 30	< 0.05	0.74	2,060	1.82	< 0.01	0.348	< 0.5	488	< 0.5	1,610	< 0.01	900	< 0.01	< 0.1	< 10	0.14	< 1	< 3
	QUR-1-00:00	2014 09 01	17	< 0.1	0.15	5.34	< 0.1	< 0.5	< 10	< 0.01	16,900	< 0.5	< 0.1	0.82	< 30	< 0.05	0.71	1,970	1.04	-	0.309	< 0.5	466	< 0.5	1,510	< 0.01	858	< 0.01	< 0.1	< 10	0.136	< 1	< 3
	QUR-1-08:00	2014 09 01	30.3	< 0.1	0.17	5.51	< 0.1	< 0.5	< 10	< 0.01	16,800	< 0.5	< 0.1	0.97	< 30	< 0.05	0.7	1,960	1.84	-	0.322	< 0.5	470	< 0.5	1,540	< 0.01	854	< 0.01	< 0.1	< 10	0.136	< 1	< 3
	QUR-1-16:00	2014 09 01	26.4	< 0.1	0.14	5.36	< 0.1	< 0.5	< 10	< 0.01	16,200	< 0.5	< 0.1	0.84	< 30	< 0.05	0.59	1,890	1.87	-	0.31	< 0.5	461	< 0.5	1,460	< 0.01	822	< 0.01	< 0.1	< 10	0.132	< 1	4.2
	QUR-1-00:00	2014 09 02	15.8	< 0.1	0.12	5.38	< 0.1	< 0.5	< 10	< 0.01	17,000	< 0.5	< 0.1	0.78	< 30	< 0.05	0.65	1,980	1.1	-	0.31	< 0.5	463	< 0.5	1,510	< 0.01	856	< 0.01	< 0.1	< 10	0.136	< 1	< 3
	QUR-1-08:00	2014 09 02	16.9	< 0.1	0.13	5.46	< 0.1	< 0.5	< 10	< 0.01	17,500	< 0.5	< 0.1	0.74	< 30	< 0.05	0.64	2,040	1.25	-	0.317	< 0.5	479	< 0.5	1,560	< 0.01	884	< 0.01	< 0.1	< 10	0.141	< 1	< 3
	QUR-1-14:10	2014 09 02	21.4	< 0.1	0.12	5.39	< 0.1	< 0.5	< 10	< 0.01	17,200	< 0.5	< 0.1	0.8	< 30	< 0.05	0.57	1,990	1.43	< 0.01	0.307	< 0.5	467	< 0.5	1,540	< 0.01	855	< 0.01	< 0.1	< 10	0.131	< 1	< 3
	QUR-1-16:00	2014 09 02	22.2	0.64	0.14	5.39	< 0.1	< 0.5	< 10	< 0.01	17,000	< 0.5	< 0.1	0.84	< 30	< 0.05	0.73	1,970	1.31	-	0.318	< 0.5	442	< 0.5	1,530	< 0.01	866	< 0.01	< 0.1	< 10	0.143	< 1	< 3
	QUR-1	2014 09 03	22.6	< 0.1	0.13	5.35	< 0.1	< 0.5	< 10	< 0.01	17,000	< 0.5	< 0.1	0.87	< 30	< 0.05	0.84	1,950	1.37	< 0.01	0.327	< 0.5	451	< 0.5	1,530	< 0.01	861	< 0.01	< 0.1	< 10	0.145	< 1	< 3
	QUR-1-00:00	2014 09 03	19.6	< 0.1	0.14	5.42	< 0.1	< 0.5	< 10	< 0.01	16,900	< 0.5	< 0.1	0.87	< 30	< 0.05	0.81	1,950	1.29	-	0.32	< 0.5	436	< 0.5	1,530	< 0.01	861	< 0.01	< 0.1	< 10	0.148	< 1	< 3
	QUR-1-08:00	2014 09 03	18.1	0.36	0.13	5.51	< 0.1	< 0.5	< 10	< 0.01	17,300	< 0.5	< 0.1	0.82	< 30	< 0.05	0.76	1,980	1.7	-	0.324	< 0.5	447	< 0.5	1,540	< 0.01	867	< 0.01	< 0.1	< 10	0.14	< 1	< 3
	QUR-1-16:00	2014 09 03	15.4	< 0.1	0.16	5.55	< 0.1	< 0.5	< 10	0.012	18,000	< 0.5	< 0.1	0.86	< 30	< 0.05	0.53	2,080	1.14	-	0.321	< 0.5	478	< 0.5	1,640	< 0.01	874	< 0.01	< 0.1	< 10	0.142	< 1	< 3

Associated ALS files: L1498519, L1498533, L1499166, L1499203, L1499703, L1499707, L1499710, L1499926, L1499947, L1500619, L1501501, L1501518, L1502349, L1502364, L1502370, L1502388, L1503057, L1503061, L1503079, L1503910, L1503913, L1503928, L1503932, L1503933, L1503934, L1504180, L1504213, L1504220, L1504251, L1504261, L1504997, L1505918, L1506551, L1506571, L1506577, L1506586, L1500164, L1502370, L1506989, L1506996, L1507001, L1507291, L1507298, L1506992, L1507259, L1507347, L1507948, L1507972, L1507977, L1508637, L1508673, L1509507, L1508649, L1509597, L1510231, L1510268, L1510289, L1510741, L1510746, L1511190, L1511225, L1511232, L1511817, L1511758, L1511787, L1511850, L1511886, L1511905, L1512681, L1512726, L1513326, L1513353, L1513820, L1513828, L1514716, L1514724, L1514735, L1514765, L1507963, L1514731, L1514737, L1515541, L1515553, L1515572, L1518945, L1516292, L1516846, L1516856, L1517429, L1517430, L1517431, L1517432, L1518138, L1518251, L1518254, L1518260, L1518267, L1518976, L1519008, L1519837, L1519791, L1520433, L1520459, L1520931.

All terms defined within the body of SNC-Lavalin's report (available upon request).

< Denotes concentration less than indicated detection limit or RPD less than indicated value.

- Denotes analysis not conducted.

n/a Denotes no applicable standard.

* RPDs are not normally calculated where one or more concentrations are less than five times MDL.

SHADED Concentration greater than BCWQG Aquatic Life (AW) guideline.

BOLD Concentration greater than BCWQG Drinking Water (DW) guideline.

SHADED Concentration greater than BCWQG Aquatic Life (30day) (AW) guideline.

BOLD Concentration greater than or equal to Canadian Drinking Water Quality (DW) guideline.

[a] Laboratory detection limit out of range.

[b] British Columbia Approved Water Quality Guidelines 2006 Edition, updated 2014.

[c] A Compendium of Working Water Quality Guidelines for British Columbia, updated August 2006.

[d] Guideline varies with pH, and/or either Temperature or Hardness or chloride

[e] Health Canada Drinking Water Guidelines, 2012.

[f] Guideline for Nitrate applied.

[g] The total phosphorus guideline is a measure of lake productivity and is based on spring overturn or an average of summer samples and is not applicable to single sample results at this point in time.

[h] Calculated based on an individual sample basis, not average of 30 day results.

[i] Secondary chronic or chronic value, not 30 day mean.

[j] Guideline not applicable for site situation.

TABLE 1a: Summary of Analytical Results for Mount Polley, Quesnel Lake and River - Surface Water DRAFT

Sample Location	Sample ID	Sample Date (yyyy mm dd)	Physical Parameters									Total Inorganics													
			Hardness (mg/L)	pH (field) (pH)	pH (pH)	Temperature (field) (C)	Turbidity (NTU)	Conductivity (µS/cm)	TDS (mg/L)	TSS (mg/L)	DOC (mg/L)	Total Kjeldahl Nitrogen (N) (mg/L)	Total Nitrogen (N) (mg/L)	Ammonia Nitrogen (µg/L)	Nitrate Nitrogen (µg/L)	Nitrite Nitrogen (µg/L)	Nitrate+Nitrite Nitrogen (µg/L)	Chloride (mg/L)	Fluoride (µg/L)	Sulphate (mg/L)	Total Alkalinity (as CaCO3) (mg/L)	Bromide (mg/L)	Ortho-phosphate (mg/L)	Total Phosphorus[g] (mg/L)
BC Guidelines																									
BCWQG Aquatic Life (AW)[b,c]			n/a	6.5-9.0	6.5-9.0		Change of 8	n/a	n/a	Change of 25	n/a	n/a	n/a	5,680-18,400[d]	32,800	60-120[d]	32,800[f]	600	988.2-1579[d]	n/a	n/a	n/a	n/a	0.005-0.015
BCWQG Aquatic Life (30day) (AW)[b,c,h]			n/a	n/a	n/a	+/-1 Degree change from ambient	Change of 2	n/a	n/a	Change of 5	+20% of median background	n/a	n/a	1,090-1,770[d]	3,000	20-40[d]	3,000[f]	150	n/a	128-429[d]	n/a	n/a	n/a	n/a
BCWQG Drinking Water (DW)[b,c]			n/a	6.5-8.5	6.5-8.5	n/a[i]	Change of 1	n/a	n/a	n/a	n/a	n/a	n/a	n/a	10,000	1,000	10,000[f]	250	1,000	500	n/a	n/a	n/a	0.01
Canadian Drinking Water Quality (DW)[e]			n/a	6.5-8.5	6.5-8.5	n/a[i]	n/a[i]	n/a	500	n/a	n/a	n/a	n/a	n/a	10,000	1,000	n/a	250	1,500	500	n/a	n/a	n/a	n/a
QUR-1	QUR-1	2014 09 04	50.5	-	7.91	-	0.6	103	59	< 3	2.16	-	0.148	5.3	73.7	< 1	-	< 0.5	34	5.93	48.1	-	< 0.001	< 0.002[a]
	QUR-1-0:00	2014 09 04	53.2	-	7.94	-	0.37	100	-	< 3	-	-	-	-	70.2	< 1	-	< 0.5	34	5.93	-	-	-	-
	QUR-1X	2014 09 04	51.3	-	7.92	-	0.52	103	61	< 3	2.17	-	0.147	5.6	73.3	< 1	-	< 0.5	33	5.92	47.2	-	< 0.001	< 0.002[a]
	QA/QC RPD %		2	-	< 1	-	14	0	3	*	*	-	*	*	< 1	*	-	*	*	< 1	2	-	*	*
	QUR-1-8:00	2014 09 04	50	-	7.91	-	0.41	99.4	-	< 3	-	-	-	-	68.4	1.2	-	< 0.5	33	5.91	-	-	-	-
	QUR-1-16:00	2014 09 04	49.9	-	7.96	-	-	103	-	< 3	-	-	-	-	70.1	< 1	-	< 0.5	32	5.97	-	-	-	-
	QUR-1-0:00	2014 09 05	51.4	-	7.99	-	-	103	-	< 3	-	-	-	-	75.3	< 1	-	< 0.5	33	6.02	-	-	-	-
	QUR-1-16:00	2014 09 05	50.1	-	7.99	-	-	104	-	< 3	-	-	-	-	65.9	< 1	-	< 0.5	32	5.98	-	-	-	-
	QUR-1-8:00	2014 09 05	50.1	-	7.98	-	-	104	-	< 3	-	-	-	-	67	1.2	-	< 0.5	32	5.97	-	-	-	-
	QUR-1	2014 09 06	50.6	8.16	7.96	19.98	0.54	102	68	< 3	1.86	-	0.14	5.8	59.7	< 1	-	< 0.5	32	5.92	48.1	-	< 0.001	< 0.002[a]
	QUR-1-0:00	2014 09 06	50.8	-	7.98	-	-	103	-	< 3	-	-	-	-	60.2	< 1	-	< 0.5	33	5.95	-	-	-	-
	QUR-1-16:00	2014 09 06	47.5	-	8	-	-	102	-	< 3	-	-	-	-	60.4	< 1	-	< 0.5	33	5.97	-	-	-	-
	QUR-1-8:00	2014 09 06	50.7	-	8	-	-	103	-	< 3	-	-	-	-	57.2	< 1	-	< 0.5	32	5.93	-	-	-	-
	QUR-1	2014 09 07	50.4	8.2	-	16.91	0.42	-	65	< 3	1.8	-	0.123	< 5	50.3	< 1	-	< 0.5	32	5.91	47.8	-	< 0.001	**0.0023**
	QUR-1-0:00	2014 09 07	48.6	-	7.99	-	-	102	-	< 3	-	-	-	-	55.1	< 1	-	< 0.5	32	5.92	-	-	-	-
	QUR-1-8:00	2014 09 07	48.6	-	7.99	-	-	102	-	< 3	-	-	-	-	53.6	1	-	< 0.5	32	5.91	-	-	-	-
	QUR-1-16:00	2014 09 07	50.2	-	8.02	-	0.4	102	-	-	-	-	-	-	55	< 1	-	< 0.5	34	5.91	-	-	-	-
	QUR-1	2014 09 08	50.3	8.24	8.05	16.2	0.63	99.8	89	< 3	2.03	-	0.123	5.1	83.8	< 1	-	< 0.5	58	6	48.1	-	< 0.001	**0.0034**
	QUR-1-00:00	2014 09 08	50.4	-	8.02	-	0.59	101	-	-	-	-	-	-	58	< 1	-	< 0.5	37	5.92	-	-	-	-
	QUR-1-08:00	2014 09 08	49.5	-	8.04	-	0.54	101	-	-	-	-	-	-	57.4	< 1	-	< 0.5	34	5.9	-	-	-	-
	QUR-1-16:00	2014 09 08	49	-	7.94	-	0.5	100	-	< 3	-	-	-	-	53.9	< 1	-	< 0.5	32	5.93	-	-	-	-
	QUR-1	2014 09 09	52.2	8.07	8.01	12.8	0.92	102	59	< 3	1.8	-	0.195	5.6	85.2	< 1	-	< 0.5	33	6.08	48.8	-	< 0.001	**0.0023**
	QUR-1-0:00	2014 09 09	51	-	8	-	0.9	102	-	< 3	-	-	-	-	77	< 1	-	< 0.5	33	6.05	-	-	-	-
	QUR-1-8:00	2014 09 09	48.8	-	8.02	-	0.78	100	-	< 3	-	-	-	-	60.3	< 1	-	< 0.5	32	5.96	-	-	-	-
	QUR-1-16:00	2014 09 14	51.2	-	7.92	-	0.57	101	-	< 3	-	-	-	-	79.7	< 1	-	< 0.5	34	6.14	-	-	-	-
	QUR-1	2014 09 15	52.5	7.88	7.98	13.6	0.54	103	71	< 3	2.05	-	0.134	< 5	71.4	< 1	-	< 0.5	35	6.13	50.4	-	< 0.001	< 0.002[a]
	QUR-1-00:00	2014 09 15	52.2	-	7.8	-	0.57	106	-	< 3	-	-	-	-	76.1	< 1	-	< 0.5	35	6.12	-	-	-	-
	QUR-1-08:00	2014 09 15	50.5	-	7.91	-	0.49	101	-	< 3	-	-	-	-	76.6	< 1	-	< 0.5	35	6.15	-	-	-	-
	QUR-1-16:00	2014 09 09	-	-	7.9	-	-	104	-	< 3	-	-	-	-	90.3	1.3	-	< 0.5	33	6.14	-	-	-	-
	QUR-1	2014 09 10	53.7	7.93	7.93	9.8	1.36	106	60	< 3	1.66	-	0.179	< 5	115	< 1	-	< 0.5	33	6.18	50.2	-	0.0026	< 0.002[a]
	QUR-1-0:00	2014 09 10	-	-	7.94	-	-	104	-	4.1	-	-	-	-	102	1.1	-	< 0.5	33	6.15	-	-	-	-
	QUR-1-8:00	2014 09 10	-	-	7.95	-	-	105	-	< 3	-	-	-	-	108	< 1	-	< 0.5	33	6.15	-	-	-	-
	QUR-1-16:00	2014 09 10	-	-	7.81	-	0.91	105	-	< 3	-	-	-	-	117	1.7	-	< 0.5	36	6.21	-	-	-	-
	QUR-1	2014 09 11	52.5	7.81	7.91	7.4	2.08	109	77	< 3	1.67	-	0.177	< 5	137	< 1	-	< 0.5	37	6.59	51.7	-	< 0.001	< 0.002[a]
	QUR-1-00:00	2014 09 11	-	-	7.91	-	1.11	108	-	< 3	-	-	-	-	128	< 1	-	< 0.5	34	6.38	-	-	-	-
	QUR-1-8:00	2014 09 11	-	-	7.94	-	1.55	108	-	< 3	-	-	-	-	136	< 1	-	< 0.5	37	6.56	-	-	-	-
	QUR-1-16:00	2014 09 11	52.3	-	7.91	-	1.88	109	-	< 3	-	-	-	-	138	1	-	< 0.5	37	6.63	-	-	-	-
	QUR-1	2014 09 12	53.6	7.94	7.92	8.9	1.59	108	67	3	1.92	-	0.174	-	123	< 1	-	< 0.5	36	6.39	51.2	-	0.0015	**0.0025**
	QUR-1-0:00	2014 09 12	54.8	-	7.96	-	1.71	108	-	4.7	-	-	-	-	139	< 1	-	< 0.5	37	6.58	-	-	-	-
	QUR-1-8:00	2014 09 12	52.6	-	8.01	-	1.68	109	-	< 3	-	-	-	-	135	1	-	< 0.5	35	6.53	-	-	-	-
	QUR-1-16:00	2014 09 12	53.5	-	7.78	-	-	107	-	< 3	-	-	-	-	119	1.2	-	< 0.5	35	6.33	-	-	-	-
	QUR-1-0:00	2014 09 13	51.7	-	7.86	-	-	106	-	< 3	-	-	-	-	108	< 1	-	< 0.5	35	6.25	-	-	-	-
	QUR-1	2014 09 13	52.5	7.65	7.9	11.7	1.07	105	65	< 3	1.73	-	0.145	< 5	88.7	< 1	-	< 0.5	34	6.16	49.6	-	< 0.001	< 0.002[a]
	QUR-1X	2014 09 13	52.6	7.65	7.8	11.7	1.01	106	62	< 3	1.67	-	0.144	< 5	88.5	< 1	-	< 0.5	34	6.15	48.6	-	< 0.001	< 0.002[a]
	QA/QC RPD %		0	*	1	0	6	1	*	*	*	-	1	*	0	*	-	*	*	0	2	*	*	*
	QUR-1-8:00	2014 09 13	53.8	-	7.87	-	-	105	-	< 3	-	-	-	-	90.2	< 1	-	< 0.5	34	6.17	-	-	-	-
	QUR-1-16:00	2014 09 13	51.1	-	7.93	-	2.2	103	-	< 3	-	-	-	-	89	< 1	-	< 0.5	-	6.18	-	-	-	-
	QUR-1	2014 09 14	52.8	7.81	7.97	12.2	1.18	102	61	< 3	1.62	-	0.148	< 5	81.3	< 1	-	< 0.5	35	6.13	54.3	-	0.001	< 0.002[a]
	QUR-1-0:00	2014 09 14	49.7	-	7.96	-	1.48	103	-	< 3	-	-	-	-	90.6	< 1	-	< 0.5	-	6.19	-	-	-	-
	QUR-1-8:00	2014 09 14	52.7	-	7.97	-	0.53	102	-	< 3	-	-	-	-	83	< 1	-	< 0.5	-	6.15	-	-	-	-
	QUR-1-16:00	2014 09 15	49.2	-	7.96	-	0.72	102	-	< 3	-	-	-	-	69.2	< 1	-	< 0.5	31	6.13	-	< 0.05	-	-

Associated ALS files: L1498519, L1498533, L1499166, L1499203, L1499703, L1499707, L1499710, L1499926, L1499947, L1500619, L1501501, L1501518, L1502349, L1502364, L1502370, L1502388, L1503057, L1503061, L1503079, L1503910, L1503913, L1503928, L1503932, L1503933, L1503934, L1504180, L1504213, L1504220, L1504251, L1504261, L1504997, L1505918, L1506551, L1506571, L1506577, L1506586, L1500164, L1502370, L1506989, L1506996, L1507001, L1507291, L1507298, L1506992, L1507259, L1507347, L1507948, L1507972, L1507977, L1508637, L1508673, L1509507, L1508649, L1509597, L1510231, L1510268, L1510289, L1510741, L1510746, L1511190, L1511225, L1511232, L1511817, L1511758, L1511787, L1511850, L1511886, L1511905, L1512681, L1512726, L1513326, L1513353, L1513820, L1513828, L1514716, L1514724, L1514735, L1514765, L1507963, L1514731, L1514737, L1515541, L1515553, L1515572, L1518945, L1516292, L1516846, L1516856, L1517429, L1517430, L1517431, L1517432, L1518138, L1518251, L1518254, L1518260, L1518267, L1518976, L1519008, L1519837, L1519791, L1520433, L1520459, L1520931.

All terms defined within the body of SNC-Lavalin's report (available upon request).

< Denotes concentration less than indicated detection limit or RPD less than indicated value.

- Denotes analysis not conducted.

n/a Denotes no applicable standard.

* RPDs are not normally calculated where one or more concentrations are less than five times MDL.

SHADED Concentration greater than BCWQG Aquatic Life (AW) guideline.

BOLD Concentration greater than BCWQG Drinking Water (DW) guideline.

SHADED Concentration greater than BCWQG Aquatic Life (30day) (AW) guideline.

BOLD Concentration greater than or equal to Canadian Drinking Water Quality (DW) guideline.

[a] Laboratory detection limit out of range.

[b] British Columbia Approved Water Quality Guidelines 2006 Edition, updated 2014.

[c] A Compendium of Working Water Quality Guidelines for British Columbia, updated August 2006.

[d] Guideline varies with pH, and/or either Temperature or Hardness or chloride

[e] Health Canada Drinking Water Guidelines, 2012.

[f] Guideline for Nitrate applied.

[g] The total phosphorus guideline is a measure of lake productivity and is based on spring overturn or an average of summer samples and is not applicable to single sample results at this point in time.

[h] Calculated based on an individual sample basis, not average of 30 day results.

[i] Secondary chronic or chronic value, not 30 day mean.

[j] Guideline not applicable for site situation.

TABLE 1a: Summary of Analytical Results for Mount Polley, Quesnel Lake and River - Surface Water DRAFT

Sample Location	Sample ID	Sample Date (yyyy mm dd)	Dissolved Metals																												
			Dissolved Aluminum (µg/L)	Dissolved Calcium (mg/L)	Dissolved Iron (µg/L)	Dissolved Magnesium (mg/L)	Dissolved Manganese (µg/L)	Dissolved Potassium (mg/L)	Dissolved Sodium (mg/L)	Antimony (µg/L)	Arsenic (µg/L)	Barium (µg/L)	Beryllium (µg/L)	Boron (µg/L)	Cadmium (µg/L)	Chromium (µg/L)	Cobalt (µg/L)	Copper (µg/L)	Lead (µg/L)	Lithium (µg/L)	Mercury (µg/L)	Molybdenum (µg/L)	Nickel (µg/L)	Selenium (µg/L)	Silver (µg/L)	Thallium (µg/L)	Titanium (µg/L)	Uranium (µg/L)	Vanadium (µg/L)	Zinc (µg/L)
BC Guidelines																															
BCWQG Aquatic Life (AW)[b,c]			100[d]	n/a	350	n/a	n/a	n/a	n/a	n/a	n/a	n/a	n/a	n/a	n/a	n/a	n/a	n/a	n/a	n/a	n/a	n/a	n/a	n/a	n/a	n/a	n/a	n/a	n/a	n/a	n/a
BCWQG Aquatic Life (30day) (AW)[b,c,h]			50[d]	n/a	n/a	n/a	n/a	n/a	n/a	n/a	n/a	n/a	n/a	n/a	n/a	n/a	n/a	n/a	n/a	n/a	n/a	n/a	n/a	n/a	n/a	n/a	n/a	n/a	n/a	n/a	n/a
BCWQG Drinking Water (DW)[b,c]			200	n/a	n/a	n/a	n/a	n/a	n/a	n/a	n/a	n/a	n/a	n/a	n/a	n/a	n/a	n/a	n/a	n/a	n/a	n/a	n/a	n/a	n/a	n/a	n/a	n/a	n/a	n/a	n/a
Canadian Drinking Water Quality (DW)[e]			n/a	n/a	n/a	n/a	n/a	n/a	n/a	n/a	n/a	n/a	n/a	n/a	n/a	n/a	n/a	n/a	n/a	n/a	n/a	n/a	n/a	n/a	n/a	n/a	n/a	n/a	n/a	n/a	n/a
QUR-1	QUR-1	2014 09 04	8.3	17	< 30	1.92	0.164	0.453	0.842	< 0.1	0.11	5.42	< 0.1	< 10	< 0.01	< 0.5	< 0.1	0.83	< 0.05	< 0.5	-	0.302	< 0.5	< 0.5	< 0.01	< 0.01	< 10	0.146	< 1	< 3
	QUR-1-0:00	2014 09 04	-	-	-	-	-	-	-	-	-	-	-	-	-	-	-	-	-	-	-	-	-	-	-	-	-	-	-	-	-
	QUR-1X	2014 09 04	9.2	17.3	< 30	1.96	0.16	0.46	0.849	< 0.1	0.12	5.42	< 0.1	< 10	< 0.01	< 0.5	< 0.1	0.83	< 0.05	< 0.5	-	0.308	< 0.5	< 0.5	< 0.01	< 0.01	< 10	0.141	< 1	< 3
	QA/QC RPD %		*	2	*	2	*	2	< 1	*	*	0	*	*	*	*	*	*	*	*	-	2	*	*	*	*	*	4	*	*
	QUR-1-8:00	2014 09 04	-	-	-	-	-	-	-	-	-	-	-	-	-	-	-	-	-	-	-	-	-	-	-	-	-	-	-	-	-
	QUR-1-16:00	2014 09 04	-	-	-	-	-	-	-	-	-	-	-	-	-	-	-	-	-	-	-	-	-	-	-	-	-	-	-	-	-
	QUR-1-0:00	2014 09 05	-	-	-	-	-	-	-	-	-	-	-	-	-	-	-	-	-	-	-	-	-	-	-	-	-	-	-	-	-
	QUR-1-16:00	2014 09 05	-	-	-	-	-	-	-	-	-	-	-	-	-	-	-	-	-	-	-	-	-	-	-	-	-	-	-	-	-
	QUR-1-8:00	2014 09 05	-	-	-	-	-	-	-	-	-	-	-	-	-	-	-	-	-	-	-	-	-	-	-	-	-	-	-	-	-
	QUR-1	2014 09 06	8.9	17.1	< 30	1.92	0.468	0.462	0.835	< 0.1	0.13	5.35	< 0.1	< 10	< 0.01	< 0.5	< 0.1	0.77	< 0.05	0.81	-	0.281	< 0.5	< 0.5	< 0.01	< 0.01	< 10	0.134	< 1	< 3
	QUR-1-0:00	2014 09 06	-	-	-	-	-	-	-	-	-	-	-	-	-	-	-	-	-	-	-	-	-	-	-	-	-	-	-	-	-
	QUR-1-16:00	2014 09 06	-	-	-	-	-	-	-	-	-	-	-	-	-	-	-	-	-	-	-	-	-	-	-	-	-	-	-	-	-
	QUR-1-8:00	2014 09 06	-	-	-	-	-	-	-	-	-	-	-	-	-	-	-	-	-	-	-	-	-	-	-	-	-	-	-	-	-
	QUR-1	2014 09 07	10.1	17	< 30	1.94	0.408	0.466	0.838	< 0.1	0.11	5.42	< 0.1	< 10	< 0.01	< 0.5	< 0.1	0.94	< 0.05	0.86	-	0.28	< 0.5	< 0.5	< 0.01	< 0.01	< 10	0.13	< 1	< 3
	QUR-1-0:00	2014 09 07	-	-	-	-	-	-	-	-	-	-	-	-	-	-	-	-	-	-	-	-	-	-	-	-	-	-	-	-	-
	QUR-1-8:00	2014 09 07	-	-	-	-	-	-	-	-	-	-	-	-	-	-	-	-	-	-	-	-	-	-	-	-	-	-	-	-	-
	QUR-1-16:00	2014 09 07	-	-	-	-	-	-	-	-	-	-	-	-	-	-	-	-	-	-	-	-	-	-	-	-	-	-	-	-	-
	QUR-1	2014 09 08	8.4	17	< 30	1.93	0.461	0.478	0.87	< 0.1	0.12	5.43	< 0.1	< 10	< 0.01	< 0.5	< 0.1	0.84	< 0.05	1.15	-	0.31	< 0.5	< 0.5	< 0.01	< 0.01	< 10	0.132	< 1	< 3
	QUR-1-00:00	2014 09 08	-	-	-	-	-	-	-	-	-	-	-	-	-	-	-	-	-	-	-	-	-	-	-	-	-	-	-	-	-
	QUR-1-08:00	2014 09 08	-	-	-	-	-	-	-	-	-	-	-	-	-	-	-	-	-	-	-	-	-	-	-	-	-	-	-	-	-
	QUR-1-16:00	2014 09 08	-	-	-	-	-	-	-	-	-	-	-	-	-	-	-	-	-	-	-	-	-	-	-	-	-	-	-	-	-
	QUR-1	2014 09 09	8.2	17.6	< 30	2.01	0.646	0.473	0.903	< 0.1	0.13	5.77	< 0.1	< 10	< 0.01	< 0.5	< 0.1	1.26	< 0.05	1.16	-	0.286	< 0.5	< 0.5	< 0.01	< 0.01	< 10	0.134	< 1	< 3
	QUR-1-0:00	2014 09 09	-	-	-	-	-	-	-	-	-	-	-	-	-	-	-	-	-	-	-	-	-	-	-	-	-	-	-	-	-
	QUR-1-8:00	2014 09 09	-	-	-	-	-	-	-	-	-	-	-	-	-	-	-	-	-	-	-	-	-	-	-	-	-	-	-	-	-
	QUR-1-16:00	2014 09 14	-	-	-	-	-	-	-	-	-	-	-	-	-	-	-	-	-	-	-	-	-	-	-	-	-	-	-	-	-
	QUR-1	2014 09 15	8.4	17.8	< 30	1.96	0.406	0.458	0.871	< 0.1	0.11	5.36	< 0.1	< 10	< 0.01	< 0.5	< 0.1	0.64	< 0.05	0.72	-	0.281	< 0.5	< 0.5	< 0.01	< 0.01	< 10	0.137	< 1	< 3
	QUR-1-00:00	2014 09 15	-	-	-	-	-	-	-	-	-	-	-	-	-	-	-	-	-	-	-	-	-	-	-	-	-	-	-	-	-
	QUR-1-08:00	2014 09 15	-	-	-	-	-	-	-	-	-	-	-	-	-	-	-	-	-	-	-	-	-	-	-	-	-	-	-	-	-
	QUR-1-16:00	2014 09 09	-	-	-	-	-	-	-	-	-	-	-	-	-	-	-	-	-	-	-	-	-	-	-	-	-	-	-	-	-
	QUR-1	2014 09 10	7	18.1	< 30	2.03	1.01	0.479	0.888	< 0.1	0.12	5.88	< 0.1	< 10	< 0.01	< 0.5	< 0.1	1.2	< 0.05	0.66	-	0.33	< 0.5	< 0.5	< 0.01	< 0.01	< 10	0.144	< 1	< 3
	QUR-1-0:00	2014 09 10	-	-	-	-	-	-	-	-	-	-	-	-	-	-	-	-	-	-	-	-	-	-	-	-	-	-	-	-	-
	QUR-1-8:00	2014 09 10	-	-	-	-	-	-	-	-	-	-	-	-	-	-	-	-	-	-	-	-	-	-	-	-	-	-	-	-	-
	QUR-1-16:00	2014 09 10	-	-	-	-	-	-	-	-	-	-	-	-	-	-	-	-	-	-	-	-	-	-	-	-	-	-	-	-	-
	QUR-1	2014 09 11	6.7	17.7	< 30	2	2.93	0.484	0.966	< 0.1	0.13	5.7	< 0.1	< 10	< 0.01	< 0.5	< 0.1	1.2	< 0.05	0.72	-	0.458	< 0.5	< 0.5	< 0.01	< 0.01	< 10	0.158	< 1	< 3
	QUR-1-00:00	2014 09 11	-	-	-	-	-	-	-	-	-	-	-	-	-	-	-	-	-	-	-	-	-	-	-	-	-	-	-	-	-
	QUR-1-8:00	2014 09 11	-	-	-	-	-	-	-	-	-	-	-	-	-	-	-	-	-	-	-	-	-	-	-	-	-	-	-	-	-
	QUR-1-16:00	2014 09 11	-	-	-	-	-	-	-	-	-	-	-	-	-	-	-	-	-	-	-	-	-	-	-	-	-	-	-	-	-
	QUR-1	2014 09 12	7	18.1	< 30	2.05	1.9	0.481	0.932	< 0.1	0.12	5.82	< 0.1	< 10	< 0.01	< 0.5	< 0.1	1.14	< 0.05	0.67	-	0.364	< 0.5	< 0.5	< 0.01	< 0.01	< 10	0.157	< 1	< 3
	QUR-1-0:00	2014 09 12	-	-	-	-	-	-	-	-	-	-	-	-	-	-	-	-	-	-	-	-	-	-	-	-	-	-	-	-	-
	QUR-1-8:00	2014 09 12	-	-	-	-	-	-	-	-	-	-	-	-	-	-	-	-	-	-	-	-	-	-	-	-	-	-	-	-	-
	QUR-1-16:00	2014 09 12	-	-	-	-	-	-	-	-	-	-	-	-	-	-	-	-	-	-	-	-	-	-	-	-	-	-	-	-	-
	QUR-1-0:00	2014 09 13	-	-	-	-	-	-	-	-	-	-	-	-	-	-	-	-	-	-	-	-	-	-	-	-	-	-	-	-	-
	QUR-1	2014 09 13	7.3	17.7	< 30	2.01	0.655	0.488	0.917	< 0.1	0.12	5.72	< 0.1	< 10	< 0.01	< 0.5	< 0.1	1.16	< 0.05	0.68	-	0.332	< 0.5	< 0.5	< 0.01	< 0.01	< 10	0.142	< 1	< 3
	QUR-1X	2014 09 13	8.5	17.7	< 30	2.03	0.669	0.479	0.905	< 0.1	0.13	5.68	< 0.1	< 10	< 0.01	< 0.5	< 0.1	1.12	< 0.05	0.59	-	0.316	< 0.5	< 0.5	< 0.01	< 0.01	< 10	0.144	< 1	< 3
	QA/QC RPD %		*	0	*	1	2	2	1	*	8	1	*	*	*	*	*	4	*	*	-	5	*	*	*	*	*	*	*	*
	QUR-1-8:00	2014 09 13	-	-	-	-	-	-	-	-	-	-	-	-	-	-	-	-	-	-	-	-	-	-	-	-	-	-	-	-	-
	QUR-1-16:00	2014 09 13	-	-	-	-	-	-	-	-	-	-	-	-	-	-	-	-	-	-	-	-	-	-	-	-	-	-	-	-	-
	QUR-1	2014 09 14	8	17.8	< 30	2.02	0.47	0.468	0.877	< 0.1	0.12	5.65	< 0.1	< 10	0.016	< 0.5	< 0.1	0.99	< 0.05	0.84	-	0.329	< 0.5	< 0.5	< 0.01	< 0.01	< 10	0.143	< 1	< 3
	QUR-1-0:00	2014 09 14	-	-	-	-	-	-	-	-	-	-	-	-	-	-	-	-	-	-	-	-	-	-	-	-	-	-	-	-	-
	QUR-1-8:00	2014 09 14	-	-	-	-	-	-	-	-	-	-	-	-	-	-	-	-	-	-	-	-	-	-	-	-	-	-	-	-	-
	QUR-1-16:00	2014 09 15	-	-	-	-	-	-	-	-	-	-	-	-	-	-	-	-	-	-	-	-	-	-	-	-	-	-	-	-	-

Associated ALS files: L1498519, L1498533, L1499166, L1499203, L1499703, L1499707, L1499710, L1499926, L1499947, L1500619, L1501501, L1501518, L1502349, L1502364, L1502370, L1502388, L1503057, L1503061, L1503079, L1503910, L1503913, L1503928, L1503932, L1503933, L1503934, L1504180, L1504213, L1504220, L1504251, L1504261, L1504997, L1505918, L1506551, L1506571, L1506577, L1506586, L1500164, L1502370, L1506989, L1506996, L1507001, L1507291, L1507298, L1506992, L1507259, L1507347, L1507948, L1507972, L1507977, L1508637, L1508673, L1509507, L1508649, L1509597, L1510231, L1510268, L1510289, L1510741, L1510746, L1511190, L1511225, L1511232, L1511817, L1511758, L1511787, L1511850, L1511886, L1511905, L1512681, L1512726, L1513326, L1513353, L1513820, L1513828, L1514716, L1514724, L1514735, L1514765, L1507963, L1514731, L1514737, L1515541, L1515553, L1515572, L1518945, L1516292, L1516846, L1516856, L1517429, L1517430, L1517431, L1517432, L1518138, L1518251, L1518254, L1518260, L1518267, L1518976, L1519008, L1519837, L1519791, L1520433, L1520459, L1520931.

All terms defined within the body of SNC-Lavalin's report (available upon request).

< Denotes concentration less than indicated detection limit or RPD less than indicated value.

- Denotes analysis not conducted.

n/a Denotes no applicable standard.

* RPDs are not normally calculated where one or more concentrations are less than five times MDL.

SHADED Concentration greater than BCWQG Aquatic Life (AW) guideline.

BOLD Concentration greater than BCWQG Drinking Water (DW) guideline.

SHADED Concentration greater than BCWQG Aquatic Life (30day) (AW) guideline.

BOLD Concentration greater than or equal to Canadian Drinking Water Quality (DW) guideline.

[a] Laboratory detection limit out of range.

[b] British Columbia Approved Water Quality Guidelines 2006 Edition, updated 2014.

[c] A Compendium of Working Water Quality Guidelines for British Columbia, updated August 2006.

[d] Guideline varies with pH, and/or either Temperature or Hardness or chloride

[e] Health Canada Drinking Water Guidelines, 2012.

[f] Guideline for Nitrate applied.

[g] The total phosphorus guideline is a measure of lake productivity and is based on spring overturn or an average of summer samples and is not applicable to single sample results at this point in time.

[h] Calculated based on an individual sample basis, not average of 30 day results.

[i] Secondary chronic or chronic value, not 30 day mean.

[j] Guideline not applicable for site situation.

TABLE 1a: Summary of Analytical Results for Mount Polley, Quesnel Lake and River - Surface Water DRAFT

Sample Location	Sample ID	Sample Date (yyyy mm dd)	Total Metals																													
			Aluminum (µg/L)	Antimony (µg/L)	Arsenic (µg/L)	Barium (µg/L)	Beryllium (µg/L)	Bismuth (µg/L)	Boron (µg/L)	Cadmium (µg/L)	Calcium (µg/L)	Chromium (µg/L)	Cobalt (µg/L)	Copper (µg/L)	Iron (µg/L)	Lead (µg/L)	Lithium (µg/L)	Magnesium (µg/L)	Manganese (µg/L)	Mercury (µg/L)	Molybdenum (µg/L)	Nickel (µg/L)	Potassium (µg/L)	Selenium (µg/L)	Silicon (µg/L)	Silver (µg/L)	Sodium (µg/L)	Thallium (µg/L)	Tin (µg/L)	Titanium (µg/L)	Uranium (µg/L)	Vanadium (µg/L)	Zinc (µg/L)
BC Guidelines																																
BCWQG Aquatic Life (AW)[b,c]			n/a	20	5	5,000	n/a	n/a	1,200	0.016-0.055[d]	n/a	1 (Cr(+6))	110	6.0-19.3[d]	1,000	27.3-177.4[d]	870	n/a	1001-2568[d]	Methyl mercury analysis in progress	2,000	25-150[d]	373,000-432,000	2	n/a	0.1-3.0[d]	n/a	0.3	n/a	2,000	300	6	33-103.5[d]
BCWQG Aquatic Life (30day) (AW)[b,c,h]			n/a	n/a	n/a	1,000	5.3[i]	n/a	n/a	n/a	n/a	n/a	4	2-7.4[d]	n/a	4.4-10.2[d]	14[i]	n/a	791.1-1415[d]		1,000	n/a	n/a	n/a	n/a	0.05-1.5[d]	n/a	n/a	n/a	n/a	n/a	n/a	7.5-78[d]
BCWQG Drinking Water (DW)[b,c]			n/a	14	25	n/a	4	n/a	5,000	n/a	n/a	n/a	n/a	500	n/a	50	n/a	n/a	n/a	1	250	n/a	n/a	10	n/a	n/a	n/a	2	n/a	n/a	n/a	n/a	5,000
Canadian Drinking Water Quality (DW)[e]			100	6	10	1,000	n/a	n/a	5,000	5	n/a	50	n/a	1,000	300	10	n/a	n/a	50	1	n/a	n/a	n/a	10	n/a	n/a	200,000	n/a	n/a	n/a	20	n/a	5,000
QUR-1	QUR-1	2014 09 04	37.7	< 0.1	0.15	5.9	< 0.1	< 0.5	< 10	< 0.01	17,100	< 0.5	< 0.1	1.77	34	< 0.05	< 0.5	1,950	2.46	< 0.01	0.31	< 0.5	468	< 0.5	1,590	< 0.01	858	< 0.01	< 0.1	< 10	0.146	< 1	< 3
	QUR-1-0:00	2014 09 04	25	< 0.1	0.17	5.64	< 0.1	< 0.5	< 10	< 0.01	17,900	< 0.5	< 0.1	1.43	30	< 0.05	0.54	2,050	2.19	-	0.311	< 0.5	473	< 0.5	1,660	< 0.01	875	< 0.01	< 0.1	< 10	0.149	< 1	< 3
	QUR-1X	2014 09 04	36	< 0.1	0.17	5.94	< 0.1	< 0.5	< 10	< 0.01	18,300	< 0.5	< 0.1	1.75	33	< 0.05	0.57	2,100	2.36	< 0.01	0.326	< 0.5	491	< 0.5	1,690	< 0.01	886	< 0.01	< 0.1	< 10	0.155	< 1	< 3
	QA/QC RPD %		5	*	*	< 1	*	*	*	*	7	*	*	*	*	*	*	7	*	*	5	*	5	*	6	*	3	*	*	*	6	*	*
	QUR-1-8:00	2014 09 04	25.1	< 0.1	0.15	5.57	< 0.1	< 0.5	< 10	< 0.01	16,900	< 0.5	< 0.1	1.09	< 30	< 0.05	1.19	1,920	1.69	-	0.357	< 0.5	466	< 0.5	1,560	< 0.01	931	< 0.01	< 0.1	< 10	0.156	< 1	< 3
	QUR-1-16:00	2014 09 04	20.4	< 0.1	0.14	5.5	< 0.1	< 0.5	< 10	< 0.01	16,800	0.51	< 0.1	1.39	< 30	< 0.05	0.78	1,920	1.43	-	0.326	0.57	468	< 0.5	1,530	< 0.01	856	< 0.01	< 0.1	< 10	0.142	< 1	< 3
	QUR-1-0:00	2014 09 05	22.1	< 0.1	0.16	5.65	< 0.1	< 0.5	< 10	< 0.01	17,300	< 0.5	< 0.1	1.43	< 30	< 0.05	0.88	1,970	1.46	-	0.321	< 0.5	482	< 0.5	1,590	< 0.01	877	< 0.01	< 0.1	< 10	0.147	< 1	< 3
	QUR-1-16:00	2014 09 05	21.5	< 0.1	0.17	5.52	< 0.1	< 0.5	< 10	< 0.01	16,900	< 0.5	< 0.1	1.41	< 30	< 0.05	0.82	1,920	1.51	-	0.306	< 0.5	470	< 0.5	1,530	< 0.01	862	< 0.01	< 0.1	< 10	0.144	< 1	3.1
	QUR-1-8:00	2014 09 05	20.9	< 0.1	0.16	5.54	< 0.1	< 0.5	< 10	< 0.01	16,900	< 0.5	< 0.1	1.3	< 30	< 0.05	0.83	1,920	1.37	-	0.31	< 0.5	464	< 0.5	1,530	< 0.01	855	< 0.01	< 0.1	< 10	0.144	< 1	< 3
	QUR-1	2014 09 06	28	< 0.1	0.15	5.6	< 0.1	< 0.5	< 10	< 0.01	17,100	< 0.5	< 0.1	1.4	< 30	< 0.05	0.75	1,950	1.83	< 0.01	0.32	< 0.5	481	< 0.5	1,550	< 0.01	864	< 0.01	< 0.1	< 10	0.141	< 1	< 3
	QUR-1-0:00	2014 09 06	20.5	< 0.1	0.14	5.41	< 0.1	< 0.5	< 10	< 0.01	17,100	< 0.5	< 0.1	1.24	< 30	< 0.05	0.84	1,960	1.51	-	0.307	< 0.5	472	< 0.5	1,550	< 0.01	853	< 0.01	< 0.1	< 10	0.141	< 1	< 3
	QUR-1-16:00	2014 09 06	30.3	< 0.1	0.16	5.5	< 0.1	< 0.5	< 10	< 0.01	16,000	< 0.5	< 0.1	1.42	< 30	< 0.05	0.85	1,840	1.68	-	0.297	< 0.5	471	< 0.5	1,490	< 0.01	834	< 0.01	< 0.1	< 10	0.137	< 1	3.4
	QUR-1-8:00	2014 09 06	20.9	< 0.1	0.14	5.58	< 0.1	< 0.5	< 10	< 0.01	17,100	< 0.5	< 0.1	1.14	< 30	< 0.05	0.78	1,940	1.37	-	0.294	< 0.5	466	< 0.5	1,540	< 0.01	889	< 0.01	< 0.1	< 10	0.146	< 1	< 3
	QUR-1	2014 09 07	35.7	< 0.1	0.18	5.82	< 0.1	< 0.5	< 10	< 0.01	17,400	< 0.5	< 0.1	1.49	30	< 0.05	0.9	2,020	1.98	-	0.326	< 0.5	508	< 0.5	1,620	< 0.01	885	< 0.01	< 0.1	< 10	0.147	< 1	< 3
	QUR-1-0:00	2014 09 07	25.9	< 0.1	0.16	5.63	< 0.1	< 0.5	< 10	< 0.01	16,400	< 0.5	< 0.1	1.33	< 30	< 0.05	0.91	1,880	1.42	-	0.304	< 0.5	476	< 0.5	1,520	< 0.01	839	< 0.01	0.15	< 10	0.137	< 1	< 3
	QUR-1-8:00	2014 09 07	38.7	< 0.1	0.16	5.5	< 0.1	< 0.5	< 10	< 0.01	16,400	< 0.5	< 0.1	1.32	< 30	< 0.05	0.81	1,870	1.68	-	0.312	< 0.5	470	< 0.5	1,530	< 0.01	840	< 0.01	0.25	< 10	0.138	< 1	< 3
	QUR-1-16:00	2014 09 07	19.9	< 0.1	0.13	5.43	< 0.1	< 0.5	< 10	< 0.01	16,900	< 0.5	< 0.1	1.08	< 30	< 0.05	1.19	1,950	1.42	-	0.319	< 0.5	487	< 0.5	1,510	< 0.01	876	< 0.01	0.21	< 10	0.134	< 1	< 3
	QUR-1	2014 09 08	38.8	< 0.1	0.15	5.84	< 0.1	< 0.5	< 10	**0.057**	19,200	< 0.5	< 0.1	1.97	33	0.051	1.15	1,970	2.45	-	0.967	< 0.5	527	< 0.5	1,550	< 0.01	923	< 0.01	0.13	< 10	0.131	< 1	< 3
	QUR-1-00:00	2014 09 08	24.6	< 0.1	0.12	5.04	< 0.1	< 0.5	< 10	< 0.01	17,000	< 0.5	< 0.1	1	< 30	< 0.05	1.18	1,950	1.24	-	0.313	< 0.5	428	< 0.5	1,510	< 0.01	787	< 0.01	0.14	< 10	0.142	< 1	< 3
	QUR-1-08:00	2014 09 08	32.9	< 0.1	0.14	5.54	< 0.1	< 0.5	< 10	< 0.01	16,600	< 0.5	< 0.1	1.39	< 30	< 0.05	1.25	1,920	2.05	-	0.308	< 0.5	464	< 0.5	1,520	< 0.01	841	< 0.01	0.19	< 10	0.137	< 1	< 3
	QUR-1-16:00	2014 09 08	30.6	< 0.1	0.14	5.53	< 0.1	< 0.5	< 10	< 0.01	16,500	< 0.5	< 0.1	1.36	< 30	< 0.05	1.19	1,910	1.9	-	0.318	< 0.5	474	< 0.5	1,500	< 0.01	863	< 0.01	0.11	< 10	0.132	< 1	< 3
	QUR-1	2014 09 09	60.2	< 0.1	0.14	6.31	< 0.1	< 0.5	< 10	< 0.01	17,100	< 0.5	< 0.1	**2.55**	55	< 0.05	1.28	1,970	3.25	-	0.304	< 0.5	470	< 0.5	1,610	< 0.01	894	< 0.01	< 0.1	< 10	0.139	< 1	< 3
	QUR-1-0:00	2014 09 09	45.5	< 0.1	0.15	6.04	< 0.1	< 0.5	< 10	< 0.01	17,200	< 0.5	< 0.1	**2.49**	34	< 0.05	1.14	1,970	2.2	-	0.328	< 0.5	482	< 0.5	1,600	< 0.01	910	< 0.01	< 0.1	< 10	0.136	< 1	3.8
	QUR-1-8:00	2014 09 09	30.8	< 0.1	0.13	5.66	< 0.1	< 0.5	< 10	< 0.01	16,400	< 0.5	< 0.1	1.4	< 30	< 0.05	1.21	1,900	1.81	-	0.29	< 0.5	459	< 0.5	1,490	< 0.01	849	< 0.01	< 0.1	< 10	0.125	< 1	< 3
	QUR-1-16:00	2014 09 14	41.5	< 0.1	0.13	6.05	< 0.1	< 0.5	< 10	< 0.01	17,300	< 0.5	< 0.1	1.49	34	< 0.05	0.84	1,960	2.53	-	0.323	< 0.5	479	< 0.5	1,610	< 0.01	924	< 0.01	< 0.1	< 10	0.145	< 1	< 3
	QUR-1	2014 09 15	32	< 0.1	0.12	5.64	< 0.1	< 0.5	< 10	< 0.01	17,400	< 0.5	< 0.1	1.12	< 30	< 0.05	0.85	1,960	1.93	-	0.293	< 0.5	472	< 0.5	1,540	< 0.01	893	< 0.01	< 0.1	< 10	0.149	< 1	< 3
	QUR-1-00:00	2014 09 15	39	< 0.1	0.14	5.95	< 0.1	< 0.5	< 10	< 0.01	17,600	< 0.5	< 0.1	1.43	32	< 0.05	0.85	1,980	2.36	-	0.326	< 0.5	496	< 0.5	1,630	< 0.01	922	< 0.01	< 0.1	< 10	0.141	< 1	< 3
	QUR-1-08:00	2014 09 15	35.5	< 0.1	0.13	5.67	< 0.1	< 0.5	< 10	< 0.01	17,100	< 0.5	< 0.1	1.26	33	< 0.05	0.86	1,900	2.2	-	0.313	< 0.5	471	< 0.5	1,570	< 0.01	886	< 0.01	< 0.1	< 10	0.147	< 1	< 3
	QUR-1-16:00	2014 09 09	51.9	< 0.1	0.15	6.11	< 0.1	< 0.5	< 10	< 0.01	16,900	< 0.5	< 0.1	**2.32**	51	< 0.05	0.56	1,910	3.34	-	0.308	< 0.5	467	< 0.5	1,590	< 0.01	854	< 0.01	< 0.1	< 10	0.144	< 1	< 3
	QUR-1	2014 09 10	73.4	< 0.1	0.14	6.42	< 0.1	< 0.5	< 10	< 0.01	17,100	< 0.5	< 0.1	**2.49**	61	< 0.05	0.56	1,950	3.78	-	0.327	< 0.5	479	< 0.5	1,680	< 0.01	884	< 0.01	< 0.1	< 10	0.149	< 1	< 3
	QUR-1-0:00	2014 09 10	50.7	< 0.1	0.17	6.12	< 0.1	< 0.5	< 10	< 0.01	17,200	< 0.5	< 0.1	**2.27**	54	< 0.05	0.53	1,940	3.43	-	0.319	< 0.5	460	< 0.5	1,640	< 0.01	857	< 0.01	< 0.1	< 10	0.148	< 1	< 3
	QUR-1-8:00	2014 09 10	44	< 0.1	0.15	5.96	< 0.1	< 0.5	< 10	< 0.01	17,300	< 0.5	< 0.1	**2.14**	35	0.066	0.55	1,960	2.45	-	0.322	< 0.5	466	< 0.5	1,630	< 0.01	865	< 0.01	< 0.1	< 10	0.149	< 1	< 3
	QUR-1-16:00	2014 09 10	41.1	< 0.1	0.15	6.19	< 0.1	< 0.5	< 10	< 0.01	17,900	< 0.5	< 0.1	2.04	31	< 0.05	0.6	2,040	2.78	-	0.34	< 0.5	501	< 0.5	1,720	< 0.01	939	< 0.01	< 0.1	< 10	0.159	< 1	< 3
	QUR-1	2014 09 11	97.8	< 0.1	0.16	7.46	< 0.1	< 0.5	< 10	< 0.01	18,100	< 0.5	< 0.1	**3.4**	81	0.064	0.69	2,070	7.16	-	0.438	< 0.5	512	< 0.5	1,870	< 0.01	997	< 0.01	< 0.1	< 10	0.17	< 1	< 3
	QUR-1-00:00	2014 09 11	67.7	< 0.1	0.15	6.63	< 0.1	< 0.5	< 10	< 0.01	17,900	< 0.5	< 0.1	**2.66**	57	0.056	0.59	2,060	4.8	-	0.384	< 0.5	493	< 0.5	1,800	< 0.01	939	< 0.01	< 0.1	< 10	0.159	< 1	< 3
	QUR-1-8:00	2014 09 11	79.1	< 0.1	0.19	6.96	< 0.1	< 0.5	< 10	< 0.01	18,000	< 0.5	< 0.1	**3.1**	66	0.057	0.61	2,080	6.58	-	0.423	< 0.5	503	< 0.5	1,830	< 0.01	975	< 0.01	< 0.1	< 10	0.168	< 1	< 3
	QUR-1-16:00	2014 09 11	68.9	< 0.1	0.17	6.82	< 0.1	< 0.5	< 10	< 0.01	17,600	< 0.5	< 0.1	**2.72**	49	< 0.05	0.53	2,030	5.76	-	0.479	< 0.5	499	< 0.5	1,790	< 0.01	1,000	< 0.01	< 0.1	< 10	0.165	< 1	< 3
	QUR-1	2014 09 12	77	< 0.1	0.16	6.61	< 0.1	< 0.5	< 10	< 0.01	17,300	< 0.5	< 0.1	**2.58**	58	< 0.05	< 0.5	2,000	4.66	-	0.361	< 0.5	485	< 0.5	1,720	< 0.01	918	< 0.01	< 0.1	< 10	0.16	< 1	< 3
	QUR-1-0:00	2014 09 12	77.2	< 0.1	0.18	7.11	< 0.1	< 0.5	< 10	< 0.01	18,400	< 0.5	< 0.1	**2.92**	63	0.057	0.64	2,140	6.68	-	0.447	< 0.5	510	< 0.5	1,870	< 0.01	990	< 0.01	< 0.1	< 10	0.175	< 1	< 3
	QUR-1-8:00	2014 09 12	88.9	< 0.1	0.17	6.99	< 0.1	< 0.5	< 10	< 0.01	17,700	< 0.5	< 0.1	**2.99**	72	0.068	0.54	2,040	6.52	-	0.426	< 0.5	502	< 0.5	1,800	< 0.01	966	< 0.01	< 0.1	< 10	0.167	< 1	< 3
	QUR-1-16:00	2014 09 12	54.2	< 0.1	0.14	6.6	< 0.1	< 0.5	< 10	< 0.01	18,000	< 0.5	< 0.1	2.08	40	< 0.05	0.56	2,090	3.29	-	0.388	< 0.5	503	< 0.5	1,750	< 0.01	957	< 0.01	0.19	< 10	0.154	< 1	< 3
	QUR-1-0:00	2014 09 13	50.7	< 0.1	0.13	6.36	< 0.1	< 0.5	< 10	< 0.01	17,500	< 0.5	< 0.1	2.05	42	< 0.05	0.53	1,950	2.81	-	0.356	< 0.5	486	< 0.5	1,620	< 0.01	929	< 0.01	0.19	< 10	0.153	< 1	< 3
	QUR-1	2014 09 13	67.7	< 0.1	0.16	6.41	< 0.1	< 0.5	< 10	< 0.01	17,500	< 0.5	< 0.1	**2.22**	61	< 0.05	0.55	2,030	3.21	-	0.342	< 0.5	495	< 0.5	1,670	< 0.01	923	< 0.01	< 0.1	< 10	0.153	< 1	< 3
	QUR-1X	2014 09 13	63.3	< 0.1	0.17	6.34	< 0.1	< 0.5	< 10	< 0.01	17,600	< 0.5	< 0.1	**2.16**	58	< 0.05	0.54	2,050	3.1	-	0.343	< 0.5	497	< 0.5	1,690	< 0.01	915	< 0.01	< 0.1	< 10	0.154	< 1	< 3
	QA/QC RPD %		7	*	*	1	*	*	*	*	1	*	*	*	5	*	*	1	3	-	0	*	0	*	1	*	1	*	*	*	1	*	*
	QUR-1-8:00	2014 09 13	71.6	< 0.1	0.17	6.7	< 0.1	< 0.5	< 10	< 0.01	18,100	< 0.5	< 0.1	**2.23**	69	< 0.05	0.53	2,100	3.6	-	0.342	< 0.5	501	< 0.5	1,750	< 0.01	931	< 0.01	< 0.1	< 10	0.152	< 1	< 3
	QUR-1-16:00	2014 09 13	42.5	< 0.1	0.13	6.15	< 0.1	< 0.5	< 10	< 0.01	17,300	< 0.5	< 0.1	1.84	34	< 0.05	0.8	1,940	2.18	-	0.342	< 0.5	479	< 0.5	1,590	< 0.01	905	< 0.01	< 0.1	< 10	0.145	< 1	< 3
	QUR-1	2014 09 14	51.7	< 0.1	0.13	6.11	< 0.1	< 0.5	< 10	**0.047**	17,300	< 0.5	< 0.1	1.73	48	< 0.05	0.79	1,990	2.46	-	0.336	< 0.5	472	< 0.5	1,610	< 0.01	884	< 0.01	< 0.1	< 10	0.147	< 1	< 3
	QUR-1-0:00	2014 09 14	47.2	< 0.1	0.14	6.13	< 0.1	< 0.5	< 10	< 0.01	16,800	< 0.5	< 0.1	1.91	38	< 0.05	0.78	1,870	2.32	-	0.32	< 0.5	470	< 0.5	1,540	< 0.01	888	< 0.01	< 0.1	< 10	0.144	< 1	< 3
	QUR-1-8:00	2014 09 14	56.3	< 0.1	0.15	6.28	< 0.1	< 0.5	< 10	< 0.01	17,700	< 0.5	< 0.1	1.82	49	< 0.05	0.82	2,050	2.45	-	0.329	< 0.5	494	< 0.5	1,680	< 0.01	902	< 0.01	< 0.1	< 10	0.146	< 1	< 3
	QUR-1-16:00	2014 09 15	32.3	< 0.1	0.13	5.35	< 0.1	< 0.5	< 10	< 0.01	16,600	< 0.5	< 0.1	1.14	44	< 0.05	0.87	1,910	1.89	-	0.304	< 0.5	459	< 0.5	1,480	< 0.01	826	< 0.01	< 0.1	< 10	0.14	< 1	3.2

Associated ALS files: L1498519, L1498533, L1499166, L1499203, L1499703, L1499707, L1499710, L1499926, L1499947, L1500619, L1501501, L1501518, L1502349, L1502364, L1502370, L1502388, L1503057, L1503061, L1503079, L1503910, L1503913, L1503928, L1503932, L1503933, L1503934, L1504180, L1504213, L1504220, L1504251, L1504261, L1504997, L1505918, L1506551, L1506571, L1506577, L1506586, L1500164, L1502370, L1506989, L1506996, L1507001, L1507291, L1507298, L1506992, L1507259, L1507347, L1507948, L1507972, L1507977, L1508637, L1508673, L1509507, L1508649, L1509597, L1510231, L1510268, L1510289, L1510741, L1510746, L1511190, L1511225, L1511232, L1511817, L1511758, L1511787, L1511850, L1511886, L1511905, L1512681, L1512726, L1513326, L1513353, L1513820, L1513828, L1514716, L1514724, L1514735, L1514765, L1507963, L1514731, L1514737, L1515541, L1515553, L1515572, L1518945, L1516292, L1516846, L1516856, L1517429, L1517430, L1517431, L1517432, L1518138, L1518251, L1518254, L1518260, L1518267, L1518976, L1519008, L1519837, L1519791, L1520433, L1520459, L1520931.

All terms defined within the body of SNC-Lavalin's report (available upon request).

< Denotes concentration less than indicated detection limit or RPD less than indicated value.

- Denotes analysis not conducted.

n/a Denotes no applicable standard.

* RPDs are not normally calculated where one or more concentrations are less than five times MDL.

SHADED Concentration greater than BCWQG Aquatic Life (AW) guideline.

BOLD Concentration greater than BCWQG Drinking Water (DW) guideline.

SHADED Concentration greater than BCWQG Aquatic Life (30day) (AW) guideline.

BOLD Concentration greater than or equal to Canadian Drinking Water Quality (DW) guideline.

[a] Laboratory detection limit out of range.

[b] British Columbia Approved Water Quality Guidelines 2006 Edition, updated 2014.

[c] A Compendium of Working Water Quality Guidelines for British Columbia, updated August 2006.

[d] Guideline varies with pH, and/or either Temperature or Hardness or chloride

[e] Health Canada Drinking Water Guidelines, 2012.

[f] Guideline for Nitrate applied.

[g] The total phosphorus guideline is a measure of lake productivity and is based on spring overturn or an average of summer samples and is not applicable to single sample results at this point in time.

[h] Calculated based on an individual sample basis, not average of 30 day results.

[i] Secondary chronic or chronic value, not 30 day mean.

[j] Guideline not applicable for site situation.

TABLE 1a: Summary of Analytical Results for Mount Polley, Quesnel Lake and River - Surface Water DRAFT

Sample Location	Sample ID	Sample Date (yyyy mm dd)	Physical Parameters									Total Inorganics												
			Hardness (mg/L)	pH (field) (pH)	pH (pH)	Temperature (field) (C)	Turbidity (NTU)	Conductivity (µS/cm)	TDS (mg/L)	TSS (mg/L)	DOC (mg/L)	Total Kjeldahl Nitrogen (N) (mg/L)	Total Nitrogen (N) (mg/L)	Ammonia Nitrogen (µg/L)	Nitrate Nitrogen (µg/L)	Nitrite Nitrogen (µg/L)	Nitrate+Nitrite Nitrogen (µg/L)	Chloride (mg/L)	Fluoride (µg/L)	Sulphate (mg/L)	Total Alkalinity (as CaCO3) (mg/L)	Bromide (mg/L)	Ortho-phosphate (mg/L)	Total Phosphorus[g] (mg/L)
BC Guidelines																								
BCWQG Aquatic Life (AW)[b,c]			n/a	6.5-9.0	6.5-9.0		Change of 8	n/a	n/a	Change of 25	n/a	n/a	n/a	5,680-18,400[d]	32,800	60-120[d]	32,800[f]	600	988.2-1579[d]	n/a	n/a	n/a	n/a	0.005-0.015
BCWQG Aquatic Life (30day) (AW)[b,c,h]			n/a	n/a	n/a	+/-1 Degree change from ambient	Change of 2	n/a	n/a	Change of 5	+20% of median background	n/a	n/a	1,090-1,770[d]	3,000	20-40[d]	3,000[f]	150	n/a	128-429[d]	n/a	n/a	n/a	n/a
BCWQG Drinking Water (DW)[b,c]			n/a	6.5-8.5	6.5-8.5	n/a[i]	Change of 1	n/a	n/a	n/a	n/a	n/a	n/a	n/a	10,000	1,000	10,000[f]	250	1,000	500	n/a	n/a	n/a	0.01
Canadian Drinking Water Quality (DW)[e]			n/a	6.5-8.5	6.5-8.5	n/a[i]	n/a[i]	n/a	500	n/a	n/a	n/a	n/a	n/a	10,000	1,000	n/a	250	1,500	500	n/a	n/a	n/a	n/a
QUR-1	QUR-1	2014 09 16	52.5	7.9	7.87	14.3	0.41	101	71	< 3	1.6	-	0.131	< 5	65.8	< 1	-	< 0.5	32	6.13	47.6	-	< 0.001	< 0.002[a]
	QUR-1-00:00	2014 09 16	48.8	-	7.97	-	0.53	103	-	< 3	-	-	-	-	69.1	< 1	-	< 0.5	31	6.13	-	< 0.05	-	-
	QUR-1-08:00	2014 09 16	50.7	-	7.97	-	0.48	102	-	< 3	-	-	-	-	69.3	< 1	-	< 0.5	31	6.13	-	< 0.05	-	-
	QUR-1-16:00	2014 09 16	49.2	-	7.98	-	0.35	103	-	< 3	-	-	-	-	65.5	< 1	-	< 0.5	36	6.09	-	-	-	-
	QUR-1	2014 09 17	52.4	7.94	7.97	14.3	0.4	103	68	< 3	1.79	-	0.136	< 5	64.5	< 1	-	< 0.5	36	6.09	49.2	-	< 0.001	< 0.002[a]
	QUR-1-00:00	2014 09 17	49.6	-	7.97	-	0.47	103	-	< 3	-	-	-	-	67.6	< 1	-	< 0.5	38	6.09	-	-	-	-
	QUR-1-8:00	2014 09 17	51.2	-	7.96	-	0.51	103	-	< 3	-	-	-	-	69.7	< 1	-	< 0.5	37	6.1	-	-	-	-
	QUR-1-16:00	2014 09 17	50.2	-	7.9	-	0.73	102	-	< 3	-	-	-	-	64.1	< 1	-	< 0.5	37	6.05	-	-	-	-
	QUR-1	2014 09 18	51.5	7.96	7.98	14.3	0.37	103	63	< 3	1.66	-	0.124	< 5	63.6	< 1	-	< 0.5	36	6.05	49	-	< 0.001	< 0.002[a]
	QUR-1-0:00	2014 09 18	50.9	-	7.97	-	0.54	103	-	< 3	-	-	-	-	64.7	< 1	-	< 0.5	37	6.05	-	-	-	-
	QUR-1-8:00	2014 09 18	49.8	-	7.96	-	0.59	103	-	< 3	-	-	-	-	65.2	< 1	-	< 0.5	37	6.05	-	-	-	-
	QUR-1-16:00	2014 09 18	53.6	-	7.96	-	0.34	101	-	< 3	-	-	-	-	63.3	< 1	-	< 0.5	33	6.1	-	-	-	-
	QUR-1	2014 09 19	53.5	7.98	8	14.5	0.42	102	70	< 3	1.75	-	0.133	< 5	62.4	< 1	-	< 0.5	34	6.11	47.9	-	< 0.001	< 0.002[a]
	QUR-1-0:00	2014 09 19	53.5	-	8	-	0.45	101	-	< 3	-	-	-	-	63.9	< 1	-	< 0.5	33	6.13	-	-	-	-
	QUR-1-8:00	2014 09 19	53	-	8	-	0.39	101	-	< 3	-	-	-	-	63.3	< 1	-	< 0.5	33	6.11	-	-	-	-
QUL-1	QUL-1	2014 08 06	48	8.13	7.97	20.4	0.35	94.6	59	< 3	2.16	-	0.146	< 5	50.3	< 1	-	< 0.5	31	5.6	43.8	-	< 0.001	< 0.002[a]
QUL-2	QUL-2	2014 08 06	48.3	8.13	7.98	20.6	0.33	94.4	58	< 3	2.06	-	0.152	< 5	48.3	< 1	-	< 0.5	31	5.59	43.7	-	< 0.001	< 0.002[a]
	QUL-2	2014 08 09	48.8	7.79	7.85	18.0	0.49	96.4	64	< 3	2.38	-	0.136	< 5	54.8	< 1	-	< 0.5	35	5.54	43.5	-	< 0.001	< 0.002[a]
	QUL-2	2014 08 11	47.7	7.69	7.93	20.2	0.27	97.8	67	< 3	2.39	-	0.139	< 5	52.3	< 1	-	< 0.5	34	5.62	43.7	-	< 0.001	< 0.002[a]
	QUL-2-0M	2014 08 16	48.8	8.07	7.97	20.2	0.4	95	54	< 3	2.08	-	0.111	< 5	42.5	< 1	-	< 0.5	36	5.64	43.2	-	< 0.001	< 0.002[a]
	QUL-2-10M	2014 08 16	50.6	7.89	7.93	12.1	0.3	97.7	60	< 3	1.97	-	0.14	< 5	86	< 1	-	< 0.5	36	5.75	44.4	-	< 0.001	< 0.002[a]
	QUL-2-30M	2014 08 16	53.3	7.62	7.84	4.7	1.94	107	68	< 3	1.81	-	0.181	< 5	141	< 1	-	< 0.5	38	6.34	48.1	-	< 0.001	< 0.002[a]
	QUL-2-47M	2014 08 21	62.8	7.94	7.88	5.5	48.2	133	90	22.9	1.99	-	0.328	28.3	195	< 1	-	< 0.5	55	12	55.4	-	0.0407	***0.21***
	QUL-2-0M	2014 08 25	49.5	7.93	7.97	18.4	0.27	98.4	64	< 3	2.03	-	0.131	< 5	47.9	< 1	-	< 0.5	35	5.76	43.8	-	< 0.001	< 0.002[a]
	QUL-2X-0M	2014 08 25	49.6	7.93	7.97	18.4	0.24	98.3	67	< 3	1.97	-	0.132	< 5	48	< 1	-	< 0.5	34	5.76	44.3	-	< 0.001	***0.0158***
	QA/QC RPD %		< 1	0	0	0	*	< 1	5	*	*	-	*	*	< 1	*	-	*	*	0	1	-	*	*
	QUL-2-8M	2014 08 25	50	7.94	7.95	18.1	0.27	99.9	69	< 3	1.8	-	0.145	< 5	74.7	< 1	-	< 0.5	34	5.85	45	-	0.013	***0.0156***
	QUL-2-40M	2014 08 25	58.6	7.56	7.91	5.9	17.9	119	79	11.7	1.71	-	0.246	11	166	< 1	-	< 0.5	44	8.92	51.1	-	0.0069	***0.0214***
	QUL-2-0M	2014 08 27	49.5	7.97	7.98	18.9	0.25	98.2	63	< 3	2.1	-	0.12	< 5	43.6	< 1	-	< 0.5	34	5.76	44.6	-	0.001	< 0.002[a]
	QUL-2-15M	2014 08 27	50.7	-	7.97	-	3.55	102	65	< 3	2.06	-	0.15	< 5	81.8	< 1	-	< 0.5	35	6.11	45.5	-	< 0.001	< 0.002[a]
	QUL-2-42M	2014 08 27	63	-	7.97	-	49	135	107	11.3	1.92	-	0.29	33.1	189	< 1	-	< 0.5	56	12.8	54.1	-	0.0019	**0.0034**
	QUL-2-0M	2014 08 29	49.5	-	7.91	-	0.45	95.6	56	< 3	2.3	-	0.124	< 5	44.8	< 1	-	< 0.5	35	5.73	44	-	< 0.001	< 0.002[a]
	QUL-2-37M	2014 08 29	55.2	-	7.86	-	8.69	110	69	6.8	1.79	-	0.215	5.3	150	< 1	-	< 0.5	40	7.19	49.8	-	< 0.001	< 0.002[a]
	QUL-2-0M	2014 09 02	50.8	8.06	7.99	17.98	0.27	97.3	67	< 3	2.04	-	0.119	6.4	41.8	< 1	-	< 0.5	32	5.75	44.4	-	< 0.001	**0.0027**
	QUL-2-14M	2014 09 02	52.2	7.83	7.95	11.29	2.13	101	69	< 3	2.11	-	0.172	10.6	102	< 1	-	< 0.5	33	6.02	46.4	-	< 0.001	**0.0029**
	QUL-2-40M	2014 09 02	60.2	7.38	7.95	5.2	25.4	123	87	4.3	2.06	-	0.26	23.5	173	< 1	-	< 0.5	47	10.5	52.1	-	< 0.001	**0.0041**
	QUL-2X-40M	2014 09 02	60.4	7.38	7.96	5.2	23.4	122	87	6.3	1.85	-	0.258	22.2	172	< 1	-	< 0.5	47	10.4	52.6	-	< 0.001	**0.0032**
	QA/QC RPD %		< 1	0	< 1	0	8	< 1	0	*	*	-	< 1	*	< 1	*	-	*	*	< 1	< 1	-	*	*
	QUL-2-0M	2014 09 03	49.6	7.86	7.98	17.8	0.39	97.5	59	< 3	2.04	-	0.115	< 5	41.1	< 1	-	< 0.5	33	5.72	45.8	-	< 0.001	**0.0028**
	QUL-2-47M	2014 09 03	66	7.97	7.99	-	55.7	140	101	12.6	2.03	-	0.328	46.5	209	1.2	-	< 0.5	58	14.3	56.8	-	0.0014	**0.0038**
	QUL-2-0M	2014 09 06	49.4	7.77	7.97	18.2	0.29	98.8	70	< 3	1.86	-	0.146	7.3	42.3	< 1	-	< 0.5	32	5.8	47.1	-	< 0.001	< 0.002[a]
	QUL-2-9M	2014 09 06	50.5	7.59	7.92	12.2	0.58	102	66	< 3	1.72	-	0.153	6.4	94.6	< 1	-	< 0.5	33	6.01	48.2	-	< 0.001	< 0.002[a]
	QUL-2-49M	2014 09 06	66.3	7.28	7.94	6.38	58.1	148	105	10.5	1.73	-	0.319	50.9	196	2	-	0.56	69	16.9	59.8	-	0.0016	**0.0032**
	QUL-2-0M	2014 09 11	51.1	8.07	7.92	13.9	0.91	101	67	< 3	2.3	-	0.122	< 5	61	< 1	-	< 0.5	34	5.9	49	-	< 0.001	< 0.002[a]
	QUL-2-22M	2014 09 11	55.7	7.86	7.91	5.6	7.07	113	75	7	1.72	-	0.188	8.1	152	< 1	-	< 0.5	40	7.6	53	-	< 0.001	< 0.002[a]
	QUL-2-44M	2014 09 11	58.7	7.75	8.03	5.3	15.4	120	80	9.1	1.88	-	0.204	17.4	154	< 1	-	< 0.5	49	9.36	56.6	-	< 0.001	< 0.002[a]

Associated ALS files: L1498519, L1498533, L1499166, L1499203, L1499703, L1499707, L1499710, L1499926, L1499947, L1500619, L1501501, L1501518, L1502349, L1502364, L1502370, L1502388, L1503057, L1503061, L1503079, L1503910, L1503913, L1503928, L1503932, L1503933, L1503934, L1504180, L1504213, L1504220, L1504251, L1504261, L1504997, L1505918, L1506551, L1506571, L1506577, L1506586, L1500164, L1502370, L1506989, L1506996, L1507001, L1507291, L1507298, L1506992, L1507259, L1507347, L1507948, L1507972, L1507977, L1508637, L1508673, L1509507, L1508649, L1509597, L1510231, L1510268, L1510289, L1510741, L1510746, L1511190, L1511225, L1511232, L1511817, L1511758, L1511787, L1511850, L1511886, L1511905, L1512681, L1512726, L1513326, L1513353, L1513820, L1513828, L1514716, L1514724, L1514735, L1514765, L1507963, L1514731, L1514737, L1515541, L1515553, L1515572, L1518945, L1516292, L1516846, L1516856, L1517429, L1517430, L1517431, L1517432, L1518138, L1518251, L1518254, L1518260, L1518267, L1518976, L1519008, L1519837, L1519791, L1520433, L1520459, L1520931.

All terms defined within the body of SNC-Lavalin's report (available upon request).

< Denotes concentration less than indicated detection limit or RPD less than indicated value.

- Denotes analysis not conducted.

n/a Denotes no applicable standard.

* RPDs are not normally calculated where one or more concentrations are less than five times MDL.

SHADED Concentration greater than BCWQG Aquatic Life (AW) guideline.

BOLD Concentration greater than BCWQG Drinking Water (DW) guideline.

SHADED Concentration greater than BCWQG Aquatic Life (30day) (AW) guideline.

BOLD Concentration greater than or equal to Canadian Drinking Water Quality (DW) guideline.

[a] Laboratory detection limit out of range.

[b] British Columbia Approved Water Quality Guidelines 2006 Edition, updated 2014.

[c] A Compendium of Working Water Quality Guidelines for British Columbia, updated August 2006.

[d] Guideline varies with pH, and/or either Temperature or Hardness or chloride

[e] Health Canada Drinking Water Guidelines, 2012.

[f] Guideline for Nitrate applied.

[g] The total phosphorus guideline is a measure of lake productivity and is based on spring overturn or an average of summer samples and is not applicable to single sample results at this point in time.

[h] Calculated based on an individual sample basis, not average of 30 day results.

[i] Secondary chronic or chronic value, not 30 day mean.

[j] Guideline not applicable for site situation.

TABLE 1a: Summary of Analytical Results for Mount Polley, Quesnel Lake and River - Surface Water DRAFT

Sample Location	Sample ID	Sample Date (yyyy mm dd)	Dissolved Metals																												
			Dissolved Aluminum (µg/L)	Dissolved Calcium (mg/L)	Dissolved Iron (µg/L)	Dissolved Magnesium (mg/L)	Dissolved Manganese (µg/L)	Dissolved Potassium (mg/L)	Dissolved Sodium (mg/L)	Antimony (µg/L)	Arsenic (µg/L)	Barium (µg/L)	Beryllium (µg/L)	Boron (µg/L)	Cadmium (µg/L)	Chromium (µg/L)	Cobalt (µg/L)	Copper (µg/L)	Lead (µg/L)	Lithium (µg/L)	Mercury (µg/L)	Molybdenum (µg/L)	Nickel (µg/L)	Selenium (µg/L)	Silver (µg/L)	Thallium (µg/L)	Titanium (µg/L)	Uranium (µg/L)	Vanadium (µg/L)	Zinc (µg/L)
BC Guidelines																															
BCWQG Aquatic Life (AW)[b,c]			100[d]	n/a	350	n/a	n/a	n/a	n/a	n/a	n/a	n/a	n/a	n/a	n/a	n/a	n/a	n/a	n/a	n/a	n/a	n/a	n/a	n/a	n/a	n/a	n/a	n/a	n/a	n/a	n/a
BCWQG Aquatic Life (30day) (AW)[b,c,h]			50[d]	n/a	n/a	n/a	n/a	n/a	n/a	n/a	n/a	n/a	n/a	n/a	n/a	n/a	n/a	n/a	n/a	n/a	n/a	n/a	n/a	n/a	n/a	n/a	n/a	n/a	n/a	n/a	n/a
BCWQG Drinking Water (DW)[b,c]			200	n/a	n/a	n/a	n/a	n/a	n/a	n/a	n/a	n/a	n/a	n/a	n/a	n/a	n/a	n/a	n/a	n/a	n/a	n/a	n/a	n/a	n/a	n/a	n/a	n/a	n/a	n/a	n/a
Canadian Drinking Water Quality (DW)[e]			n/a	n/a	n/a	n/a	n/a	n/a	n/a	n/a	n/a	n/a	n/a	n/a	n/a	n/a	n/a	n/a	n/a	n/a	n/a	n/a	n/a	n/a	n/a	n/a	n/a	n/a	n/a	n/a	n/a
QUR-1	QUR-1	2014 09 16	9	17.8	< 30	1.99	0.263	0.458	0.827	< 0.1	0.11	5.11	< 0.1	< 10	< 0.01	< 0.5	< 0.1	0.59	< 0.05	0.75	-	0.258	< 0.5	< 0.5	< 0.01	< 0.01	< 10	0.14	< 1	< 3
	QUR-1-00:00	2014 09 16	-	-	-	-	-	-	-	-	-	-	-	-	-	-	-	-	-	-	-	-	-	-	-	-	-	-	-	-	-
	QUR-1-08:00	2014 09 16	-	-	-	-	-	-	-	-	-	-	-	-	-	-	-	-	-	-	-	-	-	-	-	-	-	-	-	-	-
	QUR-1-16:00	2014 09 16	-	-	-	-	-	-	-	-	-	-	-	-	-	-	-	-	-	-	-	-	-	-	-	-	-	-	-	-	-
	QUR-1	2014 09 17	14.5	17.7	< 30	1.99	0.348	0.463	0.84	< 0.1	0.12	5.04	< 0.1	< 10	< 0.01	< 0.5	< 0.1	0.57	< 0.05	0.74	-	0.272	< 0.5	< 0.5	< 0.01	< 0.01	< 10	0.137	< 1	< 3
	QUR-1-00:00	2014 09 17	-	-	-	-	-	-	-	-	-	-	-	-	-	-	-	-	-	-	-	-	-	-	-	-	-	-	-	-	-
	QUR-1-8:00	2014 09 17	-	-	-	-	-	-	-	-	-	-	-	-	-	-	-	-	-	-	-	-	-	-	-	-	-	-	-	-	-
	QUR-1-16:00	2014 09 17	-	-	-	-	-	-	-	-	-	-	-	-	-	-	-	-	-	-	-	-	-	-	-	-	-	-	-	-	-
	QUR-1	2014 09 18	9.2	17.4	< 30	1.96	0.238	0.454	0.83	< 0.1	< 0.1	5.02	< 0.1	< 10	< 0.01	< 0.5	< 0.1	0.54	< 0.05	0.85	-	0.275	< 0.5	< 0.5	< 0.01	< 0.01	< 10	0.151	< 1	< 3
	QUR-1-0:00	2014 09 18	-	-	-	-	-	-	-	-	-	-	-	-	-	-	-	-	-	-	-	-	-	-	-	-	-	-	-	-	-
	QUR-1-8:00	2014 09 18	-	-	-	-	-	-	-	-	-	-	-	-	-	-	-	-	-	-	-	-	-	-	-	-	-	-	-	-	-
	QUR-1-16:00	2014 09 18	-	-	-	-	-	-	-	-	-	-	-	-	-	-	-	-	-	-	-	-	-	-	-	-	-	-	-	-	-
	QUR-1	2014 09 19	8.5	18.2	< 30	1.97	0.258	0.421	0.809	< 0.1	0.11	4.74	< 0.1	< 10	< 0.01	< 0.5	< 0.1	0.58	< 0.05	0.71	-	0.26	< 0.5	< 0.5	< 0.01	< 0.01	< 10	0.146	< 1	< 3
	QUR-1-0:00	2014 09 19	-	-	-	-	-	-	-	-	-	-	-	-	-	-	-	-	-	-	-	-	-	-	-	-	-	-	-	-	-
	QUR-1-8:00	2014 09 19	-	-	-	-	-	-	-	-	-	-	-	-	-	-	-	-	-	-	-	-	-	-	-	-	-	-	-	-	-
QUL-1	QUL-1	2014 08 06	11.7	16.1	< 30	1.9	0.422	0.461	1.04	< 0.1	< 0.1	5.19	< 0.1	< 10	< 0.01	< 0.5	< 0.1	0.56	< 0.05	< 0.5	< 0.05	0.356	< 0.5	< 0.5	< 0.01	< 0.01	< 10	0.127	< 1	< 3
QUL-2	QUL-2	2014 08 06	11.4	16.2	< 30	1.92	0.443	0.479	1.09	< 0.1	0.1	5.18	< 0.1	< 10	< 0.01	< 0.5	< 0.1	0.58	< 0.05	< 0.5	< 0.05	0.368	< 0.5	< 0.5	< 0.01	< 0.01	< 10	0.129	< 1	< 3
	QUL-2	2014 08 09	10.3	16.4	< 30	1.89	0.804	0.48	0.841	< 0.1	< 0.1	5.39	< 0.1	< 10	< 0.01	< 0.5	< 0.1	< 0.5	< 0.05	0.61	-	0.298	< 0.5	< 0.5	< 0.01	< 0.01	< 10	0.138	< 1	< 3
	QUL-2	2014 08 11	11.4	16	< 30	1.87	0.77	0.496	0.846	< 0.1	0.11	5.23	< 0.1	< 10	< 0.01	< 0.5	< 0.1	< 0.5	< 0.05	0.97	-	0.28	< 0.5	< 0.5	< 0.01	< 0.01	< 10	0.12	< 1	< 3
	QUL-2-0M	2014 08 16	10.3	16.4	< 30	1.9	0.527	0.468	0.808	< 0.1	0.12	5.45	< 0.1	< 10	< 0.01	< 0.5	< 0.1	0.54	< 0.05	0.64	-	0.286	< 0.5	< 0.5	< 0.01	< 0.01	< 10	0.124	< 1	< 3
	QUL-2-10M	2014 08 16	9.6	17.1	< 30	1.9	0.288	0.453	0.791	< 0.1	< 0.1	5.1	< 0.1	< 10	< 0.01	< 0.5	< 0.1	< 0.5	< 0.05	0.72	-	0.254	< 0.5	< 0.5	< 0.01	< 0.01	< 10	0.144	< 1	< 3
	QUL-2-30M	2014 08 16	5.7	18	< 30	2.02	3.26	0.475	0.924	< 0.1	0.1	5.5	< 0.1	< 10	< 0.01	< 0.5	< 0.1	0.71	< 0.05	0.84	-	0.336	< 0.5	< 0.5	< 0.01	< 0.01	< 10	0.164	< 1	< 3
	QUL-2-47M	2014 08 21	11.7	21.2	< 30	2.37	53.9	0.732	3.23	0.15	0.46	13.2	< 0.1	< 10	< 0.01	< 0.5	< 0.1	4.06	< 0.05	0.99	-	2.92	< 0.5	< 0.5	< 0.01	< 0.01	< 10	0.438	< 1	< 3
	QUL-2-0M	2014 08 25	10	16.7	< 30	1.91	0.377	0.456	0.799	< 0.1	< 0.1	5.18	< 0.1	< 10	< 0.01	< 0.5	< 0.1	< 0.5	< 0.05	< 0.5	-	0.279	< 0.5	< 0.5	< 0.01	< 0.01	< 10	0.133	< 1	< 3
	QUL-2X-0M	2014 08 25	9.6	16.7	< 30	1.91	0.384	0.444	0.796	< 0.1	0.12	5.16	< 0.1	< 10	< 0.01	< 0.5	< 0.1	< 0.5	< 0.05	< 0.5	-	0.265	< 0.5	< 0.5	< 0.01	< 0.01	< 10	0.126	< 1	< 3
	QA/QC RPD %		*	0	*	0	2	3	< 1	*	*	< 1	*	*	*	*	*	*	*	*	-	5	*	*	*	*	*	5	*	*
	QUL-2-8M	2014 08 25	9.9	16.9	< 30	1.91	0.343	0.462	0.863	< 0.1	0.1	5.22	< 0.1	< 10	< 0.01	< 0.5	< 0.1	0.57	< 0.05	< 0.5	-	0.263	< 0.5	< 0.5	< 0.01	< 0.01	< 10	0.133	< 1	< 3
	QUL-2-40M	2014 08 25	8.3	19.8	< 30	2.21	21.8	0.594	1.53	< 0.1	0.24	8.95	< 0.1	< 10	< 0.01	< 0.5	< 0.1	2.46	< 0.05	0.63	-	1.47	< 0.5	< 0.5	< 0.01	< 0.01	< 10	0.27	< 1	< 3
	QUL-2-0M	2014 08 27	9.9	16.6	< 30	1.93	0.331	0.449	0.835	< 0.1	< 0.1	5.1	< 0.1	< 10	< 0.01	< 0.5	< 0.1	< 0.5	< 0.05	0.67	-	0.274	< 0.5	< 0.5	< 0.01	< 0.01	< 10	0.135	< 1	< 3
	QUL-2-15M	2014 08 27	9.3	17.2	< 30	1.92	1.83	0.449	0.862	< 0.1	< 0.1	5.59	< 0.1	< 10	< 0.01	< 0.5	< 0.1	1.13	< 0.05	0.75	-	0.284	< 0.5	< 0.5	< 0.01	< 0.01	< 10	0.145	< 1	< 3
	QUL-2-42M	2014 08 27	10.9	21.3	< 30	2.39	44	0.811	2.49	0.16	0.48	13.1	< 0.1	< 10	< 0.01	< 0.5	< 0.1	4.15	< 0.05	0.83	-	3.4	< 0.5	< 0.5	< 0.01	< 0.01	< 10	0.434	< 1	< 3
	QUL-2-0M	2014 08 29	10.8	16.6	< 30	1.93	0.341	0.467	0.842	< 0.1	0.1	5.16	< 0.1	< 10	< 0.01	< 0.5	< 0.1	< 0.5	< 0.05	0.53	-	0.26	< 0.5	< 0.5	< 0.01	< 0.01	< 10	0.134	< 1	< 3
	QUL-2-37M	2014 08 29	8	18.6	< 30	2.12	9.3	0.533	1.2	< 0.1	0.17	6.78	< 0.1	< 10	< 0.01	< 0.5	< 0.1	1.7	< 0.05	0.67	-	0.78	< 0.5	< 0.5	< 0.01	< 0.01	< 10	0.197	< 1	< 3
	QUL-2-0M	2014 09 02	10.2	17.1	< 30	1.94	0.267	0.46	0.834	< 0.1	< 0.1	5.2	< 0.1	< 10	< 0.01	< 0.5	< 0.1	< 0.5	< 0.05	0.67	-	0.279	< 0.5	< 0.5	< 0.01	< 0.01	< 10	0.137	< 1	< 3
	QUL-2-14M	2014 09 02	8.9	17.7	< 30	1.95	2.27	0.457	0.853	< 0.1	< 0.1	6.24	< 0.1	< 10	< 0.01	< 0.5	< 0.1	1.95	< 0.05	0.73	-	0.358	< 0.5	< 0.5	< 0.01	< 0.01	< 10	0.147	< 1	< 3
	QUL-2-40M	2014 09 02	10.1	20.4	< 30	2.25	28.2	0.688	1.96	0.11	0.36	10.6	< 0.1	< 10	< 0.01	< 0.5	< 0.1	3.4	< 0.05	1.06	-	2.33	< 0.5	< 0.5	< 0.01	< 0.01	< 10	0.338	< 1	< 3
	QUL-2X-40M	2014 09 02	9	20.5	< 30	2.27	28.8	0.698	1.97	0.11	0.34	10.3	< 0.1	< 10	< 0.01	< 0.5	< 0.1	3.36	< 0.05	0.97	-	2.33	< 0.5	< 0.5	< 0.01	< 0.01	< 10	0.351	< 1	< 3
	QA/QC RPD %		*	< 1	*	< 1	2	1	< 1	*	*	3	*	*	*	*	*	1	*	*	-	0	*	*	*	*	*	4	*	*
	QUL-2-0M	2014 09 03	9.5	16.7	< 30	1.92	0.3	0.469	0.814	< 0.1	< 0.1	5.19	< 0.1	< 10	< 0.01	< 0.5	< 0.1	0.55	< 0.05	< 0.5	-	0.297	< 0.5	< 0.5	< 0.01	< 0.01	< 10	0.136	< 1	< 3
	QUL-2-47M	2014 09 03	11.8	22.3	< 30	2.49	54.5	0.884	2.75	0.2	0.58	14.5	< 0.1	< 10	< 0.01	< 0.5	< 0.1	4.62	< 0.05	0.92	-	4.16	< 0.5	< 0.5	< 0.01	< 0.01	< 10	0.534	< 1	< 3
	QUL-2-0M	2014 09 06	10.1	16.6	< 30	1.92	0.407	0.467	0.812	< 0.1	0.11	5.2	< 0.1	< 10	< 0.01	< 0.5	< 0.1	0.58	< 0.05	0.7	-	0.274	< 0.5	< 0.5	< 0.01	< 0.01	< 10	0.129	< 1	< 3
	QUL-2-9M	2014 09 06	9.8	17	< 30	1.94	0.328	0.463	0.817	< 0.1	< 0.1	5.26	< 0.1	< 10	< 0.01	< 0.5	< 0.1	0.86	< 0.05	0.88	-	0.268	< 0.5	< 0.5	< 0.01	< 0.01	< 10	0.137	< 1	< 3
	QUL-2-49M	2014 09 06	23.7	22.5	< 30	2.46	52.5	1.08	3.44	0.27	0.7	15.2	< 0.1	< 10	< 0.01	< 0.5	< 0.1	5.74	< 0.05	1.15	-	5.73	< 0.5	< 0.5	< 0.01	< 0.01	< 10	0.607	< 1	< 3
	QUL-2-0M	2014 09 11	9.2	17.2	< 30	1.96	0.602	0.463	0.837	< 0.1	0.13	5.69	< 0.1	< 10	< 0.01	< 0.5	< 0.1	1.09	< 0.05	< 0.5	-	0.32	< 0.5	< 0.5	< 0.01	< 0.01	< 10	0.142	< 1	< 3
	QUL-2-22M	2014 09 11	7.3	18.8	< 30	2.12	7.41	0.544	1.21	< 0.1	0.17	7	< 0.1	< 10	< 0.01	< 0.5	< 0.1	1.93	< 0.05	< 0.5	-	0.941	< 0.5	< 0.5	< 0.01	< 0.01	< 10	0.21	< 1	< 3
	QUL-2-44M	2014 09 11	10.2	19.9	< 30	2.2	17	0.686	1.85	0.11	0.3	9.32	< 0.1	< 10	< 0.01	< 0.5	< 0.1	3.15	< 0.05	0.94	-	2.26	< 0.5	< 0.5	< 0.01	< 0.01	< 10	0.326	< 1	< 3

Associated ALS files: L1498519, L1498533, L1499166, L1499203, L1499703, L1499707, L1499710, L1499926, L1499947, L1500619, L1501501, L1501518, L1502349, L1502364, L1502370, L1502388, L1503057, L1503061, L1503079, L1503910, L1503913, L1503928, L1503932, L1503933, L1503934, L1504180, L1504213, L1504220, L1504251, L1504261, L1504997, L1505918, L1506551, L1506571, L1506577, L1506586, L1500164, L1502370, L1506989, L1506996, L1507001, L1507291, L1507298, L1506992, L1507259, L1507347, L1507948, L1507972, L1507977, L1508637, L1508673, L1509507, L1508649, L1509597, L1510231, L1510268, L1510289, L1510741, L1510746, L1511190, L1511225, L1511232, L1511817, L1511758, L1511787, L1511850, L1511886, L1511905, L1512681, L1512726, L1513326, L1513353, L1513820, L1513828, L1514716, L1514724, L1514735, L1514765, L1507963, L1514731, L1514737, L1515541, L1515553, L1515572, L1518945, L1516292, L1516846, L1516856, L1517429, L1517430, L1517431, L1517432, L1518138, L1518251, L1518254, L1518260, L1518267, L1518976, L1519008, L1519837, L1519791, L1520433, L1520459, L1520931.

All terms defined within the body of SNC-Lavalin's report (available upon request).

< Denotes concentration less than indicated detection limit or RPD less than indicated value.

- Denotes analysis not conducted.

n/a Denotes no applicable standard.

* RPDs are not normally calculated where one or more concentrations are less than five times MDL.

SHADED Concentration greater than BCWQG Aquatic Life (AW) guideline.

BOLD Concentration greater than BCWQG Drinking Water (DW) guideline.

SHADED Concentration greater than BCWQG Aquatic Life (30day) (AW) guideline.

BOLD Concentration greater than or equal to Canadian Drinking Water Quality (DW) guideline.

[a] Laboratory detection limit out of range.

[b] British Columbia Approved Water Quality Guidelines 2006 Edition, updated 2014.

[c] A Compendium of Working Water Quality Guidelines for British Columbia, updated August 2006.

[d] Guideline varies with pH, and/or either Temperature or Hardness or chloride

[e] Health Canada Drinking Water Guidelines, 2012.

[f] Guideline for Nitrate applied.

[g] The total phosphorus guideline is a measure of lake productivity and is based on spring overturn or an average of summer samples and is not applicable to single sample results at this point in time.

[h] Calculated based on an individual sample basis, not average of 30 day results.

[i] Secondary chronic or chronic value, not 30 day mean.

[j] Guideline not applicable for site situation.

TABLE 1a: Summary of Analytical Results for Mount Polley, Quesnel Lake and River - Surface Water DRAFT

Sample Location	Sample ID	Sample Date (yyyy mm dd)	Total Metals																														
			Aluminum (µg/L)	Antimony (µg/L)	Arsenic (µg/L)	Barium (µg/L)	Beryllium (µg/L)	Bismuth (µg/L)	Boron (µg/L)	Cadmium (µg/L)	Calcium (µg/L)	Chromium (µg/L)	Cobalt (µg/L)	Copper (µg/L)	Iron (µg/L)	Lead (µg/L)	Lithium (µg/L)	Magnesium (µg/L)	Manganese (µg/L)	Mercury (µg/L)	Molybdenum (µg/L)	Nickel (µg/L)	Potassium (µg/L)	Selenium (µg/L)	Silicon (µg/L)	Silver (µg/L)	Sodium (µg/L)	Thallium (µg/L)	Tin (µg/L)	Titanium (µg/L)	Uranium (µg/L)	Vanadium (µg/L)	Zinc (µg/L)
BC Guidelines																																	
BCWQG Aquatic Life (AW)[b,c]			n/a	20	5	5,000	n/a	n/a	1,200	0.016-0.055[d]	n/a	1 (Cr(+6))	110	6.0-19.3[d]	1,000	27.3-177.4[d]	870	n/a	1001-2568[d]	Methyl mercury analysis in progress	2,000	25-150[d]	373,000-432,000	2	n/a	0.1-3.0[d]	n/a	0.3	n/a	2,000	300	6	33-103.5[d]
BCWQG Aquatic Life (30day) (AW)[b,c,h]			n/a	n/a	n/a	1,000	5.3[i]	n/a	n/a	n/a	n/a	n/a	4	2-7.4[d]	n/a	4.4-10.2[d]	14[i]	n/a	791.1-1415[d]		1,000	n/a	n/a	n/a	n/a	0.05-1.5[d]	n/a	n/a	n/a	n/a	n/a	n/a	7.5-78[d]
BCWQG Drinking Water (DW)[b,c]			n/a	14	25	n/a	4	n/a	5,000	n/a	n/a	n/a	n/a	500	n/a	50	n/a	n/a	n/a	1	250	n/a	n/a	10	n/a	n/a	n/a	2	n/a	n/a	n/a	n/a	5,000
Canadian Drinking Water Quality (DW)[e]			100	6	10	1,000	n/a	n/a	5,000	5	n/a	50	n/a	1,000	300	10	n/a	n/a	50	1	n/a	n/a	n/a	10	n/a	n/a	200,000	n/a	n/a	n/a	20	n/a	5,000
QUR-1	QUR-1	2014 09 16	30.6	< 0.1	0.13	5.35	< 0.1	< 0.5	< 10	< 0.01	17,400	< 0.5	< 0.1	0.8	< 30	< 0.05	0.81	1,970	1.44	-	0.292	< 0.5	452	< 0.5	1,490	< 0.01	823	< 0.01	< 0.1	< 10	0.14	< 1	< 3
	QUR-1-00:00	2014 09 16	24	< 0.1	0.12	5.18	< 0.1	< 0.5	< 10	< 0.01	16,400	< 0.5	< 0.1	0.98	< 30	< 0.05	0.76	1,900	1.85	-	0.278	< 0.5	440	< 0.5	1,430	< 0.01	795	< 0.01	< 0.1	< 10	0.133	< 1	< 3
	QUR-1-08:00	2014 09 16	29.7	< 0.1	0.13	5.28	< 0.1	< 0.5	< 10	< 0.01	17,100	< 0.5	< 0.1	0.88	< 30	< 0.05	0.84	1,940	1.67	-	0.293	< 0.5	452	< 0.5	1,490	< 0.01	813	< 0.01	< 0.1	< 10	0.141	< 1	< 3
	QUR-1-16:00	2014 09 16	27	< 0.1	0.13	5.07	< 0.1	< 0.5	< 10	< 0.01	16,600	< 0.5	< 0.1	0.88	< 30	< 0.05	0.82	1,870	1.79	-	0.316	< 0.5	446	< 0.5	1,430	< 0.01	819	< 0.01	0.12	< 10	0.14	< 1	< 3
	QUR-1	2014 09 17	22.5	< 0.1	0.13	4.99	< 0.1	< 0.5	< 10	< 0.01	16,700	< 0.5	< 0.1	0.85	< 30	< 0.05	0.77	1,890	1.2	-	0.278	< 0.5	454	< 0.5	1,400	< 0.01	813	< 0.01	< 0.1	< 10	0.137	< 1	< 3
	QUR-1-00:00	2014 09 17	32.8	< 0.1	0.13	5.11	< 0.1	< 0.5	< 10	< 0.01	16,700	< 0.5	< 0.1	0.9	33	< 0.05	0.78	1,900	2.06	-	0.27	< 0.5	434	< 0.5	1,450	< 0.01	798	< 0.01	< 0.1	< 10	0.136	< 1	< 3
	QUR-1-8:00	2014 09 17	29.3	0.12	0.12	5.2	< 0.1	< 0.5	< 10	< 0.01	17,300	< 0.5	< 0.1	0.85	< 30	< 0.05	0.88	1,960	1.67	-	0.282	< 0.5	455	< 0.5	1,500	< 0.01	826	< 0.01	< 0.1	< 10	0.144	< 1	< 3
	QUR-1-16:00	2014 09 17	28.3	< 0.1	0.14	5.31	< 0.1	< 0.5	< 10	< 0.01	16,900	< 0.5	< 0.1	1.1	< 30	< 0.05	0.91	1,930	1.9	-	0.285	< 0.5	458	< 0.5	1,490	< 0.01	840	< 0.01	< 0.1	< 10	0.156	< 1	< 3
	QUR-1	2014 09 18	23.2	< 0.1	0.15	5.15	< 0.1	< 0.5	< 10	< 0.01	16,700	< 0.5	< 0.1	1.06	< 30	0.086	0.88	1,900	1.47	-	0.291	< 0.5	448	< 0.5	1,440	< 0.01	843	< 0.01	< 0.1	< 10	0.154	< 1	< 3
	QUR-1-0:00	2014 09 18	16.7	< 0.1	0.13	5.2	< 0.1	< 0.5	< 10	< 0.01	17,200	< 0.5	< 0.1	0.78	< 30	< 0.05	0.93	1,950	1.14	-	0.276	< 0.5	451	< 0.5	1,500	< 0.01	832	< 0.01	< 0.1	< 10	0.156	< 1	< 3
	QUR-1-8:00	2014 09 18	18.3	< 0.1	0.13	4.96	< 0.1	< 0.5	< 10	< 0.01	16,800	< 0.5	< 0.1	0.69	< 30	< 0.05	0.97	1,880	1.12	-	0.295	< 0.5	442	< 0.5	1,460	< 0.01	802	< 0.01	< 0.1	< 10	0.15	< 1	< 3
	QUR-1-16:00	2014 09 18	24.9	< 0.1	0.12	5.24	< 0.1	< 0.5	< 10	< 0.01	18,200	< 0.5	< 0.1	0.85	< 30	< 0.05	0.74	2,000	1.55	-	0.285	< 0.5	455	< 0.5	1,560	< 0.01	875	< 0.01	< 0.1	< 10	0.154	< 1	< 3
	QUR-1	2014 09 19	27	< 0.1	0.14	5.27	< 0.1	< 0.5	< 10	< 0.01	18,500	< 0.5	< 0.1	0.91	< 30	< 0.05	0.79	2,030	1.42	-	0.291	< 0.5	455	< 0.5	1,580	< 0.01	869	< 0.01	< 0.1	< 10	0.152	< 1	< 3
	QUR-1-0:00	2014 09 19	26.6	< 0.1	0.14	5.41	< 0.1	< 0.5	< 10	< 0.01	18,200	< 0.5	< 0.1	0.82	< 30	< 0.05	0.81	1,990	1.7	-	0.281	< 0.5	463	< 0.5	1,560	< 0.01	852	< 0.01	< 0.1	< 10	0.151	< 1	< 3
	QUR-1-8:00	2014 09 19	23.3	< 0.1	0.14	5.53	< 0.1	< 0.5	< 10	< 0.01	18,000	< 0.5	< 0.1	0.84	< 30	< 0.05	< 0.5	1,960	1.46	-	0.29	< 0.5	478	< 0.5	1,530	< 0.01	867	< 0.01	< 0.1	< 10	0.156	< 1	< 3
QUL-1	QUL-1	2014 08 06	21.7	< 0.1	0.1	5.28	< 0.1	< 0.5	< 10	< 0.01	16,100	< 0.5	< 0.1	0.71	< 30	< 0.05	< 0.5	1,920	1.36	< 0.05	0.295	< 0.5	475	< 0.5	1,610	< 0.01	857	< 0.01	< 0.1	< 10	0.14	< 1	< 3
QUL-2	QUL-2	2014 08 06	17.6	< 0.1	0.11	5.34	< 0.1	< 0.5	< 10	< 0.01	15,900	< 0.5	< 0.1	0.62	< 30	< 0.05	< 0.5	1,910	1.4	< 0.05	0.302	< 0.5	473	< 0.5	1,590	< 0.01	822	< 0.01	< 0.1	< 10	0.131	< 1	< 3
	QUL-2	2014 08 09	21.4	< 0.1	0.12	5.57	< 0.1	< 0.5	< 10	< 0.01	16,100	< 0.5	< 0.1	0.67	< 30	< 0.05	0.61	1,900	1.93	< 0.05	0.303	< 0.5	484	< 0.5	1,580	< 0.01	828	< 0.01	< 0.1	< 10	0.139	< 1	< 3
	QUL-2	2014 08 11	17.5	< 0.1	0.16	5.36	< 0.1	< 0.5	< 10	< 0.01	16,000	< 0.5	< 0.1	0.72	< 30	< 0.05	0.83	1,880	1.23	< 0.05	0.317	< 0.5	496	< 0.5	1,530	< 0.01	849	< 0.01	< 0.1	< 10	0.131	< 1	< 3
	QUL-2-0M	2014 08 16	18.9	< 0.1	0.14	5.52	< 0.1	< 0.5	< 10	< 0.01	16,000	< 0.5	< 0.1	0.66	< 30	< 0.05	0.51	1,870	1.45	-	0.315	< 0.5	477	< 0.5	1,560	< 0.01	836	< 0.01	< 0.1	< 10	0.14	< 1	< 3
	QUL-2-10M	2014 08 16	21	< 0.1	0.11	5.31	< 0.1	< 0.5	< 10	< 0.01	16,500	< 0.5	< 0.1	0.95	< 30	< 0.05	0.52	1,840	1.07	-	0.268	< 0.5	467	< 0.5	1,520	< 0.01	810	< 0.01	< 0.1	< 10	0.151	< 1	< 3
	QUL-2-30M	2014 08 16	***126***	< 0.1	0.15	7.32	< 0.1	< 0.5	< 10	< 0.01	18,300	< 0.5	< 0.1	**2.8**	97	< 0.05	< 0.5	2,120	7.03	-	0.358	< 0.5	522	< 0.5	1,980	< 0.01	987	< 0.01	< 0.1	< 10	0.198	< 1	< 3
	QUL-2-47M	2014 08 21	***2,810***	0.17	1.2	61.6	< 0.1	< 0.5	< 10	0.02	21,100	**1.68**	1.25	**51.7**	***1,800***	1.03	2.26	3,160	***109***	-	3.02	1.8	1,740	< 0.5	7,730	0.023	3,290	0.012	0.15	113	0.526	5.4	7.3
	QUL-2-0M	2014 08 25	16.8	< 0.1	0.11	5.42	< 0.1	< 0.5	< 10	< 0.01	16,700	< 0.5	< 0.1	0.67	< 30	< 0.05	< 0.5	1,930	1.15	-	0.308	< 0.5	477	< 0.5	1,560	< 0.01	837	< 0.01	< 0.1	< 10	0.143	< 1	< 3
	QUL-2X-0M	2014 08 25	16	< 0.1	0.13	5.36	< 0.1	< 0.5	< 10	< 0.01	16,500	< 0.5	< 0.1	0.63	< 30	< 0.05	< 0.5	1,880	1.08	-	0.293	< 0.5	465	< 0.5	1,520	< 0.01	831	< 0.01	< 0.1	< 10	0.134	< 1	< 3
	QA/QC RPD %		5	*	*	1	*	*	*	*	1	*	*	*	*	*	*	3	*	-	5	*	3	*	3	*	< 1	*	*	*	7	*	*
	QUL-2-8M	2014 08 25	18.2	< 0.1	0.11	5.18	< 0.1	< 0.5	< 10	< 0.01	17,300	< 0.5	< 0.1	0.61	< 30	< 0.05	< 0.5	1,940	1.16	-	0.292	< 0.5	466	< 0.5	1,570	< 0.01	874	< 0.01	< 0.1	< 10	0.148	< 1	< 3
	QUL-2-40M	2014 08 25	***1,050***	< 0.1	0.55	28	< 0.1	< 0.5	< 10	< 0.01	19,400	0.65	0.42	**22**	***630***	0.384	1.1	2,420	43.1	< 0.05	1.56	0.85	986	< 0.5	4,070	< 0.01	1,710	< 0.01	< 0.1	43	0.309	2.1	< 3
	QUL-2-0M	2014 08 27	13.2	< 0.1	0.11	5.21	< 0.1	< 0.5	< 10	< 0.01	16,500	< 0.5	< 0.1	< 0.5	< 30	< 0.05	0.63	1,930	0.891	< 0.01	0.291	< 0.5	454	< 0.5	1,510	< 0.01	845	< 0.01	< 0.1	< 10	0.147	< 1	< 3
	QUL-2-15M	2014 08 27	***138***	< 0.1	0.17	6.98	< 0.1	< 0.5	< 10	< 0.01	17,100	< 0.5	0.11	**3.18**	160	0.081	0.83	2,010	5.62	< 0.01	0.306	< 0.5	487	< 0.5	1,790	< 0.01	876	< 0.01	< 0.1	11	0.155	< 1	< 3
	QUL-2-42M	2014 08 27	***2,440***	0.17	1.11	63.9	< 0.1	< 0.5	< 10	0.016	21,200	**1.15**	0.87	**47.1**	***1,250***	0.826	1.85	2,930	***84.7***	< 0.01	3.52	1.24	1,870	< 0.5	7,590	0.017	2,950	0.011	< 0.1	92	0.506	4.4	4.6
	QUL-2-0M	2014 08 29	16.3	< 0.1	0.15	5.25	< 0.1	< 0.5	< 10	< 0.01	16,400	< 0.5	< 0.1	0.63	< 30	< 0.05	< 0.5	1,920	1.23	< 0.01	0.274	< 0.5	470	< 0.5	1,500	< 0.01	838	< 0.01	< 0.1	< 10	0.14	< 1	< 3
	QUL-2-37M	2014 08 29	***556***	< 0.1	0.35	16.5	< 0.1	< 0.5	< 10	0.012	19,000	< 0.5	0.23	**10.5**	***339***	0.187	0.78	2,310	22.1	< 0.01	0.871	0.61	742	< 0.5	3,010	< 0.01	1,300	< 0.01	< 0.1	23	0.224	1.2	< 3
	QUL-2-0M	2014 09 02	16.9	< 0.1	0.11	5.31	< 0.1	< 0.5	< 10	< 0.01	16,700	< 0.5	< 0.1	0.63	< 30	< 0.05	0.82	1,920	1.08	< 0.01	0.288	< 0.5	467	< 0.5	1,470	< 0.01	838	< 0.01	< 0.1	< 10	0.138	< 1	< 3
	QUL-2-14M	2014 09 02	***147***	< 0.1	0.16	7.82	< 0.1	< 0.5	< 10	< 0.01	17,000	< 0.5	0.11	**5.65**	125	0.082	0.85	1,940	5.86	< 0.01	0.317	< 0.5	488	< 0.5	1,780	< 0.01	857	< 0.01	< 0.1	10	0.148	< 1	< 3
	QUL-2-40M	2014 09 02	***1,420***	0.14	0.76	39.5	< 0.1	< 0.5	< 10	0.011	20,200	0.7	0.54	**29.3**	***791***	0.492	1.52	2,610	***56.5***	< 0.01	2.37	0.95	1,270	< 0.5	4,790	0.011	2,190	< 0.01	< 0.1	57	0.37	2.8	3.5
	QUL-2X-40M	2014 09 02	***1,410***	0.14	0.73	39.9	< 0.1	< 0.5	< 10	< 0.01	20,400	0.6	0.53	**28.2**	***762***	0.476	1.57	2,570	***54.2***	< 0.01	2.29	0.93	1,300	< 0.5	4,950	0.01	2,160	< 0.01	< 0.1	53	0.368	2.7	3.4
	QA/QC RPD %		< 1	*	4	1	*	*	*	*	< 1	*	2	4	4	3	*	2	4	*	3	*	2	*	3	*	1	*	*	7	< 1	*	*
	QUL-2-0M	2014 09 03	20.7	< 0.1	0.12	5.26	< 0.1	< 0.5	< 10	< 0.01	16,400	< 0.5	< 0.1	0.86	< 30	< 0.05	< 0.5	1,910	1.3	< 0.01	0.344	< 0.5	481	< 0.5	1,510	< 0.01	841	< 0.01	< 0.1	< 10	0.148	< 1	< 3
	QUL-2-47M	2014 09 03	***2,680***	0.24	1.29	68.5	< 0.1	< 0.5	< 10	0.019	22,000	**1.52**	1	**51.8**	***1,450***	0.939	2.15	3,070	***104***	< 0.01	4.25	1.51	2,020	< 0.5	7,840	0.018	3,100	0.01	< 0.1	102	0.602	5	6
	QUL-2-0M	2014 09 06	27.4	< 0.1	0.14	5.07	< 0.1	< 0.5	< 10	< 0.01	15,600	< 0.5	< 0.1	0.81	< 30	< 0.05	0.72	1,800	1.34	-	0.304	< 0.5	463	< 0.5	1,440	< 0.01	809	< 0.01	0.89	< 10	0.134	< 1	< 3
	QUL-2-9M	2014 09 06	31.3	< 0.1	0.12	5.41	< 0.1	< 0.5	< 10	< 0.01	16,400	< 0.5	< 0.1	1.65	< 30	< 0.05	0.79	1,860	2.3	-	0.302	< 0.5	462	< 0.5	1,530	< 0.01	828	< 0.01	< 0.1	< 10	0.149	< 1	< 3
	QUL-2-49M	2014 09 06	***3,020***	0.32	1.5	82.5	< 0.1	< 0.5	< 10	0.018	22,600	**1.33**	1.01	**66.9**	***1,550***	1.13	2.4	3,120	***101***	-	6.1	1.42	2,390	0.52	9,080	0.024	3,880	0.011	0.14	119	0.696	5.6	5.3
	QUL-2-0M	2014 09 11	48.4	< 0.1	0.14	6.07	< 0.1	< 0.5	< 10	< 0.01	17,100	< 0.5	< 0.1	1.91	50	< 0.05	< 0.5	1,980	2.46	-	0.343	< 0.5	478	< 0.5	1,600	< 0.01	843	< 0.01	< 0.1	< 10	0.15	< 1	< 3
	QUL-2-22M	2014 09 11	***288***	0.11	0.3	13.3	< 0.1	< 0.5	< 10	< 0.01	18,800	< 0.5	0.12	**9.15**	182	0.169	< 0.5	2,210	15.5	< 0.01	1.01	< 0.5	648	< 0.5	2,400	0.021	1,260	< 0.01	< 0.1	13	0.235	< 1	< 3
	QUL-2-44M	2014 09 11	***1,030***	0.13	0.52	32.8	< 0.1	< 0.5	< 10	< 0.01	19,700	< 0.5	0.33	**21.3**	***483***	0.38	1.22	2,380	31.1	-	2.07	0.7	1,150	< 0.5	4,190	< 0.01	1,860	< 0.01	< 0.1	37	0.327	1.8	< 3

Associated ALS files: L1498519, L1498533, L1499166, L1499203, L1499703, L1499707, L1499710, L1499926, L1499947, L1500619, L1501501, L1501518, L1502349, L1502364, L1502370, L1502388, L1503057, L1503061, L1503079, L1503910, L1503913, L1503928, L1503932, L1503933, L1503934, L1504180, L1504213, L1504220, L1504251, L1504261, L1504997, L1505918, L1506551, L1506571, L1506577, L1506586, L1500164, L1502370, L1506989, L1506996, L1507001, L1507291, L1507298, L1506992, L1507259, L1507347, L1507948, L1507972, L1507977, L1508637, L1508673, L1509507, L1508649, L1509597, L1510231, L1510268, L1510289, L1510741, L1510746, L1511190, L1511225, L1511232, L1511817, L1511758, L1511787, L1511850, L1511886, L1511905, L1512681, L1512726, L1513326, L1513353, L1513820, L1513828, L1514716, L1514724, L1514735, L1514765, L1507963, L1514731, L1514737, L1515541, L1515553, L1515572, L1518945, L1516292, L1516846, L1516856, L1517429, L1517430, L1517431, L1517432, L1518138, L1518251, L1518254, L1518260, L1518267, L1518976, L1519008, L1519837, L1519791, L1520433, L1520459, L1520931.

All terms defined within the body of SNC-Lavalin's report (available upon request).

< Denotes concentration less than indicated detection limit or RPD less than indicated value.

- Denotes analysis not conducted.

n/a Denotes no applicable standard.

* RPDs are not normally calculated where one or more concentrations are less than five times MDL.

SHADED Concentration greater than BCWQG Aquatic Life (AW) guideline.

BOLD Concentration greater than BCWQG Drinking Water (DW) guideline.

SHADED Concentration greater than BCWQG Aquatic Life (30day) (AW) guideline.

BOLD Concentration greater than or equal to Canadian Drinking Water Quality (DW) guideline.

[a] Laboratory detection limit out of range.

[b] British Columbia Approved Water Quality Guidelines 2006 Edition, updated 2014.

[c] A Compendium of Working Water Quality Guidelines for British Columbia, updated August 2006.

[d] Guideline varies with pH, and/or either Temperature or Hardness or chloride

[e] Health Canada Drinking Water Guidelines, 2012.

[f] Guideline for Nitrate applied.

[g] The total phosphorus guideline is a measure of lake productivity and is based on spring overturn or an average of summer samples and is not applicable to single sample results at this point in time.

[h] Calculated based on an individual sample basis, not average of 30 day results.

[i] Secondary chronic or chronic value, not 30 day mean.

[j] Guideline not applicable for site situation.

TABLE 1a: Summary of Analytical Results for Mount Polley, Quesnel Lake and River - Surface Water DRAFT

			Physical Parameters									Total Inorganics												
Sample Location	Sample ID	Sample Date (yyyy mm dd)	Hardness (mg/L)	pH (field) (pH)	pH (pH)	Temperature (field) (C)	Turbidity (NTU)	Conductivity (µS/cm)	TDS (mg/L)	TSS (mg/L)	DOC (mg/L)	Total Kjeldahl Nitrogen (N) (mg/L)	Total Nitrogen (N) (mg/L)	Ammonia Nitrogen (µg/L)	Nitrate Nitrogen (µg/L)	Nitrite Nitrogen (µg/L)	Nitrate+Nitrite Nitrogen (µg/L)	Chloride (mg/L)	Fluoride (µg/L)	Sulphate (mg/L)	Total Alkalinity (as CaCO3) (mg/L)	Bromide (mg/L)	Ortho-phosphate (mg/L)	Total Phosphorus[g] (mg/L)
BC Guidelines																								
BCWQG Aquatic Life (AW)[b,c]			n/a	6.5-9.0	6.5-9.0		Change of 8	n/a	n/a	Change of 25	n/a	n/a	n/a	5,680-18,400[d]	32,800	60-120[d]	32,800[f]	600	988.2-1579[d]	n/a	n/a	n/a	n/a	0.005-0.015
BCWQG Aquatic Life (30day) (AW)[b,c,h]			n/a	n/a	n/a	+/-1 Degree change from ambient	Change of 2	n/a	n/a	Change of 5	+20% of median background	n/a	n/a	1,090-1,770[d]	3,000	20-40[d]	3,000[f]	150	n/a	128-429[d]	n/a	n/a	n/a	n/a
BCWQG Drinking Water (DW)[b,c]			n/a	6.5-8.5	6.5-8.5	n/a[i]	Change of 1	n/a	n/a	n/a	n/a	n/a	n/a	n/a	10,000	1,000	10,000[f]	250	1,000	500	n/a	n/a	n/a	0.01
Canadian Drinking Water Quality (DW)[e]			n/a	6.5-8.5	6.5-8.5	n/a[i]	n/a[i]	n/a	500	n/a	n/a	n/a	n/a	n/a	10,000	1,000	n/a	250	1,500	500	n/a	n/a	n/a	n/a
QUL-2	QUL-2-0M	2014 09 13	51.9	7.88	7.8	14.6	0.31	102	62	3.7	1.83	-	0.131	< 5	63.6	< 1	-	< 0.5	32	6	47.4	-	< 0.001	**0.0022**
	QUL-2-13M	2014 09 13	51.9	7.81	7.81	9.1	0.93	104	63	4.3	1.64	-	0.143	< 5	84.4	< 1	-	< 0.5	34	6.08	48	-	< 0.001	**0.0021**
	QUL-2-43M	2014 09 13	58.2	7.79	7.82	8.1	13.1	119	76	7.2	1.6	-	0.209	11.9	155	1	-	< 0.5	52	8.81	52.8	-	< 0.001	**0.0025**
	QUL-2X-43M	2014 09 13	58.5	7.79	7.83	8.1	13.7	119	80	8.9	1.67	-	0.213	13.5	155	< 1	-	< 0.5	53	8.79	52.8	-	< 0.001	**0.0023**
	QA/QC RPD %		< 1	0	< 1	0	5	0	5	*	*	-	*	*	0	*	-	*	*	< 1	0	-	*	*
	QUL-2-0M	2014 09 15	49.3	8.03	7.96	15.1	0.27	100	62	< 3	1.73	-	0.114	< 5	60.4	< 1	-	< 0.5	31	6.07	47.9	-	< 0.001	< 0.002[a]
	QUL-2X-0M	2014 09 15	50.6	8.03	7.86	15.1	0.24	99.7	64	< 3	1.77	-	0.114	< 5	59.6	< 1	-	< 0.5	32	6.07	46.6	-	< 0.001	< 0.002[a]
	QA/QC RPD %		3	0	1	0	12	0	3	*	*	-	*	*	1	*	-	*	*	0	3	-	*	*
	QUL-2-25M	2014 09 15	53.7	7.84	7.96	6.1	7.18	112	71	< 3	1.71	-	0.187	7.5	147	< 1	-	< 0.5	38	7.64	54.7	-	< 0.001	< 0.002[a]
	QUL-2-38M	2014 09 15	62.2	7.65	8.01	5.5	42.1	138	95	6	1.75	-	0.254	31.2	174	2.2	-	< 0.5	71	14.1	57.2	-	< 0.001	**0.0038**
	QUL-2-50M	2014 09 15	65	7.93	8.03	6.3	65.3	146	100	9.7	1.7	-	0.296	44	181	2.4	-	0.5	76	16.3	59.2	-	0.0022	**0.0038**
	QUL-2-0M	2014 09 17	51.5	7.97	8	14.9	0.26	102	69	< 3	1.93	-	0.115	< 5	57.7	< 1	-	< 0.5	35	5.98	48.8	-	< 0.001	< 0.002[a]
	QUL-2-16M	2014 09 17	52	7.82	7.96	11.5	1.88	103	67	< 3	1.99	-	0.139	< 5	80.9	< 1	-	< 0.5	36	6.1	48.8	-	< 0.001	< 0.002[a]
	QUL-2-47M	2014 09 17	63.7	7.76	8.03	6.2	51.2	145	101	9.1	1.92	-	0.28	42.5	179	1.9	-	< 0.5	73	15.7	58.8	-	0.0023	**0.0042**
QUL-3	QUL-3	2014 08 06	47.6	8.08	7.96	20.9	0.34	93.8	57	< 3	2.32	-	0.17	< 5	46.8	< 1	-	< 0.5	33	5.57	44.1	-	< 0.001	< 0.002[a]
	QUL-3	2014 08 09	48.3	7.94	7.89	18.7	0.4	95.8	67	< 3	2.27	-	0.13	< 5	55.4	< 1	-	< 0.5	34	5.52	42.8	-	< 0.001	< 0.002[a]
	QUL-3	2014 08 10	48.2	7.94	7.94	21.7	0.32	95.8	68	< 3	2.28	-	0.121	< 5	53.7	1.1	-	< 0.5	36	5.55	44.4	-	< 0.001	< 0.002[a]
	QUL-3X	2014 08 10	48.7	7.94	7.94	21.7	0.37	96	60	< 3	2.19	-	0.12	< 5	54.4	< 1	-	< 0.5	35	5.56	44.8	-	< 0.001	< 0.002[a]
	QA/QC RPD %		1	0	0	0	*	< 1	13	*	*	-	*	*	1	*	-	*	*	< 1	< 1	-	*	*
	QUL-3	2014 08 11	48	7.80	7.91	20.5	0.54	97.2	66	< 3	2.15	-	0.136	< 5	51.1	< 1	-	< 0.5	33	5.61	43.3	-	< 0.001	**0.0033**
	QUL-3	2014 08 12	47.4	8.02	7.97	21.0	0.28	95.3	67	< 3	1.9	-	0.128	< 5	45.7	< 1	-	< 0.5	36	5.65	44	-	0.0012	< 0.002[a]
	QUL-3	2014 08 13	47.2	-	7.99	20.6	0.25	97.8	60	< 3	2.18	-	0.132	< 5	44.1	< 1	-	< 0.5	33	5.63	44.7	-	< 0.001	< 0.002[a]
	QUL-3	2014 08 14	49	8.05	7.96	21.6	0.21	98.5	68	< 3	2	-	0.114	< 5	48.8	< 1	-	< 0.5	35	5.66	44.1	-	< 0.001	< 0.002[a]
	QUL-3	2014 08 15	48.6	8.07	7.98	21.2	0.32	96.9	62	< 3	1.8	-	0.105	< 5	45.4	< 1	-	< 0.5	35	5.66	44.2	-	< 0.001	**0.0027**
	QUL-3	2014 08 16	47.9	8.08	7.96	20.1	0.33	95.3	65	< 3	2.18	-	0.109	< 5	43.4	< 1	-	< 0.5	36	5.62	51.4	-	< 0.001	< 0.002[a]
	QUL-3X	2014 08 16	48.3	8.08	7.98	20.1	0.41	95.1	59	< 3	1.92	-	0.117	< 5	43.8	< 1	-	< 0.5	37	5.63	43.8	-	< 0.001	< 0.002[a]
	QA/QC RPD %		< 1	0	< 1	0	*	< 1	10	*	*	-	*	*	< 1	*	-	*	*	< 1	16	-	*	*
	QUL-3	2014 08 17	48.3	7.94	7.98	20.8	0.3	96.7	60	< 3	2.36	-	0.125	< 5	42.2	< 1	-	< 0.5	34	5.64	43.9	-	< 0.001	< 0.002[a]
	QUL-3	2014 08 19	48.7	7.62	7.94	19.7	0.28	96.6	75	< 3	1.94	-	0.115	< 5	44.6	< 1	-	< 0.5	32	5.55	44	-	< 0.001	< 0.002[a]
	QUL-3	2014 08 22	49.5	-	7.94	19.1	0.34	96.6	71	< 3	2.06	-	0.136	< 5	46.2	< 1	-	< 0.5	34	5.65	44.1	-	< 0.001	< 0.002[a]
	QUL-3-37M	2014 08 22	69.7	-	8.02	19.0	75.1	150	115	9.5	1.93	-	0.371	45.3	225	1.3	-	0.56	66	16.5	58.9	-	0.0069	0.0084
	QUL-3-0M	2014 09 04	49.2	7.99	7.92	17.644	0.47	99.8	62	< 3	2.1	-	0.109	5.5	41.4	< 1	-	< 0.5	33	5.72	46.1	-	< 0.001	< 0.002[a]
	QUL-3-10M	2014 09 04	50	7.41	7.94	12.82	1.12	103	63	< 3	2	-	0.185	7.6	81.6	< 1	-	< 0.5	34	5.89	47.1	-	< 0.001	< 0.002[a]
	QUL-3-33M	2014 09 04	65.4	7.62	7.99	6.33	45.3	148	98	7.9	2.05	-	0.329	47.7	199	1	-	< 0.5	66	15.7	58	-	0.0015	**0.0037**
QUL-4	QUL-4	2014 08 06	48.6	8.03	7.95	21.4	0.81	94.9	61	< 3	2.17	-	0.146	< 5	43.4	< 1	-	< 0.5	33	5.62	43.9	-	< 0.001	< 0.002[a]
QUL-5	QUL-5	2014 08 06	48.1	8.01	7.94	21.1	0.76	95.9	57	< 3	2.16	-	0.237	< 5	43.8	< 1	-	< 0.5	33	5.66	43.6	-	< 0.001	< 0.002[a]
QUL-6	QUL-6	2014 08 06	48	8.05	7.96	21.3	0.83	95.8	57	< 3	2.23	-	0.168	< 5	44	< 1	-	< 0.5	33	5.76	44	-	< 0.001	< 0.002[a]
QUL-7	QUL-7	2014 08 06	48	7.91	7.92	21.2	0.83	95	59	< 3	2.19	-	0.178	< 5	40.8	< 1	-	< 0.5	34	5.62	44.1	-	< 0.001	< 0.002[a]
QUL-8	QUL-8	2014 08 06	47.8	7.96	7.9	21.6	1.4	95.8	60	< 3	2.21	-	0.149	< 5	36.4	1.8	-	< 0.5	34	5.67	44.5	-	< 0.001	< 0.002[a]

Associated ALS files: L1498519, L1498533, L1499166, L1499203, L1499703, L1499707, L1499710, L1499926, L1499947, L1500619, L1501501, L1501518, L1502349, L1502364, L1502370, L1502388, L1503057, L1503061, L1503079, L1503910, L1503913, L1503928, L1503932, L1503933, L1503934, L1504180, L1504213, L1504220, L1504251, L1504261, L1504997, L1505918, L1506551, L1506571, L1506577, L1506586, L1500164, L1502370, L1506989, L1506996, L1507001, L1507291, L1507298, L1506992, L1507259, L1507347, L1507948, L1507972, L1507977, L1508637, L1508673, L1509507, L1508649, L1509597, L1510231, L1510268, L1510289, L1510741, L1510746, L1511190, L1511225, L1511232, L1511817, L1511758, L1511787, L1511850, L1511886, L1511905, L1512681, L1512726, L1513326, L1513353, L1513820, L1513828, L1514716, L1514724, L1514735, L1514765, L1507963, L1514731, L1514737, L1515541, L1515553, L1515572, L1518945, L1516292, L1516846, L1516856, L1517429, L1517430, L1517431, L1517432, L1518138, L1518251, L1518254, L1518260, L1518267, L1518976, L1519008, L1519837, L1519791, L1520433, L1520459, L1520931.

All terms defined within the body of SNC-Lavalin's report (available upon request).

< Denotes concentration less than indicated detection limit or RPD less than indicated value.

- Denotes analysis not conducted.

n/a Denotes no applicable standard.

* RPDs are not normally calculated where one or more concentrations are less than five times MDL.

SHADED Concentration greater than BCWQG Aquatic Life (AW) guideline.

BOLD Concentration greater than BCWQG Drinking Water (DW) guideline.

SHADED Concentration greater than BCWQG Aquatic Life (30day) (AW) guideline.

BOLD Concentration greater than or equal to Canadian Drinking Water Quality (DW) guideline.

[a] Laboratory detection limit out of range.

[b] British Columbia Approved Water Quality Guidelines 2006 Edition, updated 2014.

[c] A Compendium of Working Water Quality Guidelines for British Columbia, updated August 2006.

[d] Guideline varies with pH, and/or either Temperature or Hardness or chloride

[e] Health Canada Drinking Water Guidelines, 2012.

[f] Guideline for Nitrate applied.

[g] The total phosphorus guideline is a measure of lake productivity and is based on spring overturn or an average of summer samples and is not applicable to single sample results at this point in time.

[h] Calculated based on an individual sample basis, not average of 30 day results.

[i] Secondary chronic or chronic value, not 30 day mean.

[j] Guideline not applicable for site situation.

TABLE 1a: Summary of Analytical Results for Mount Polley, Quesnel Lake and River - Surface Water DRAFT

Sample Location	Sample ID	Sample Date (yyyy mm dd)	Dissolved Metals																												
			Dissolved Aluminum (µg/L)	Dissolved Calcium (mg/L)	Dissolved Iron (µg/L)	Dissolved Magnesium (mg/L)	Dissolved Manganese (µg/L)	Dissolved Potassium (mg/L)	Dissolved Sodium (mg/L)	Antimony (µg/L)	Arsenic (µg/L)	Barium (µg/L)	Beryllium (µg/L)	Boron (µg/L)	Cadmium (µg/L)	Chromium (µg/L)	Cobalt (µg/L)	Copper (µg/L)	Lead (µg/L)	Lithium (µg/L)	Mercury (µg/L)	Molybdenum (µg/L)	Nickel (µg/L)	Selenium (µg/L)	Silver (µg/L)	Thallium (µg/L)	Titanium (µg/L)	Uranium (µg/L)	Vanadium (µg/L)	Zinc (µg/L)
BC Guidelines																															
BCWQG Aquatic Life (AW)[b,c]			100[d]	n/a	350	n/a	n/a	n/a	n/a	n/a	n/a	n/a	n/a	n/a	n/a	n/a	n/a	n/a	n/a	n/a	n/a	n/a	n/a	n/a	n/a	n/a	n/a	n/a	n/a	n/a	n/a
BCWQG Aquatic Life (30day) (AW)[b,c,h]			50[d]	n/a	n/a	n/a	n/a	n/a	n/a	n/a	n/a	n/a	n/a	n/a	n/a	n/a	n/a	n/a	n/a	n/a	n/a	n/a	n/a	n/a	n/a	n/a	n/a	n/a	n/a	n/a	n/a
BCWQG Drinking Water (DW)[b,c]			200	n/a	n/a	n/a	n/a	n/a	n/a	n/a	n/a	n/a	n/a	n/a	n/a	n/a	n/a	n/a	n/a	n/a	n/a	n/a	n/a	n/a	n/a	n/a	n/a	n/a	n/a	n/a	n/a
Canadian Drinking Water Quality (DW)[e]			n/a	n/a	n/a	n/a	n/a	n/a	n/a	n/a	n/a	n/a	n/a	n/a	n/a	n/a	n/a	n/a	n/a	n/a	n/a	n/a	n/a	n/a	n/a	n/a	n/a	n/a	n/a	n/a	n/a
QUL-2	QUL-2-0M	2014 09 13	8.9	17.6	< 30	1.94	0.245	0.452	0.808	< 0.1	0.1	4.79	< 0.1	< 10	< 0.01	< 0.5	< 0.1	< 0.5	< 0.05	0.63	-	0.244	< 0.5	< 0.5	< 0.01	< 0.01	< 10	0.146	< 1	< 3
	QUL-2-13M	2014 09 13	7.5	17.5	< 30	1.98	0.306	0.479	0.883	< 0.1	0.12	5.45	< 0.1	< 10	< 0.01	< 0.5	< 0.1	1	< 0.05	0.65	-	0.318	< 0.5	< 0.5	< 0.01	< 0.01	< 10	0.145	< 1	< 3
	QUL-2-43M	2014 09 13	9.1	19.7	< 30	2.19	14.6	0.653	1.7	< 0.1	0.28	8.57	< 0.1	< 10	< 0.01	< 0.5	< 0.1	2.73	< 0.05	0.75	-	1.87	< 0.5	< 0.5	< 0.01	< 0.01	< 10	0.291	< 1	< 3
	QUL-2X-43M	2014 09 13	7.7	19.8	< 30	2.22	14.6	0.657	1.7	< 0.1	0.28	8.5	< 0.1	< 10	< 0.01	< 0.5	< 0.1	2.76	< 0.05	0.73	-	1.94	< 0.5	< 0.5	< 0.01	< 0.01	< 10	0.287	< 1	< 3
	QA/QC RPD %		*	< 1	*	1	0	< 1	0	*	*	< 1	*	*	*	*	*	1	*	*	-	4	*	*	*	*	*	1	*	*
	QUL-2-0M	2014 09 15	8.5	16.7	< 30	1.82	0.201	0.425	0.75	< 0.1	< 0.1	4.76	< 0.1	< 10	< 0.01	< 0.5	< 0.1	< 0.5	< 0.05	0.76	-	0.243	< 0.5	< 0.5	< 0.01	< 0.01	< 10	0.141	< 1	< 3
	QUL-2X-0M	2014 09 15	9.4	17.1	< 30	1.88	0.244	0.427	0.755	< 0.1	< 0.1	4.87	< 0.1	< 10	< 0.01	< 0.5	< 0.1	< 0.5	< 0.05	0.74	-	0.235	< 0.5	< 0.5	< 0.01	< 0.01	< 10	0.141	< 1	< 3
	QA/QC RPD %		*	2	*	3	19	0	1	*	*	*	*	*	*	*	*	*	*	*	-	3	*	*	*	*	*	0	*	*
	QUL-2-25M	2014 09 15	7	18.1	< 30	2.04	4.79	0.523	1.15	< 0.1	0.16	6.58	< 0.1	< 10	< 0.01	< 0.5	< 0.1	1.64	< 0.05	0.9	-	0.813	< 0.5	< 0.5	< 0.01	< 0.01	< 10	0.193	< 1	< 3
	QUL-2-38M	2014 09 15	11.2	21	< 30	2.35	29.3	0.855	2.65	0.18	0.5	12.5	< 0.1	< 10	< 0.01	< 0.5	< 0.1	4.78	< 0.05	1.04	-	4.18	< 0.5	< 0.5	< 0.01	< 0.01	< 10	0.439	< 1	< 3
	QUL-2-50M	2014 09 15	14.6	22.1	< 30	2.35	41.3	1.05	3.51	0.27	0.67	15.1	< 0.1	< 10	< 0.01	< 0.5	< 0.1	6.17	< 0.05	1.15	-	5.98	< 0.5	< 0.5	< 0.01	< 0.01	< 10	0.541	< 1	< 3
	QUL-2-0M	2014 09 17	8.8	17.6	< 30	1.85	0.135	0.462	0.8	< 0.1	< 0.1	4.65	< 0.1	< 10	< 0.01	< 0.5	< 0.1	< 0.5	< 0.05	0.76	-	0.234	< 0.5	< 0.5	< 0.01	< 0.01	< 10	0.149	< 1	< 3
	QUL-2-16M	2014 09 17	8	17.5	< 30	2.01	0.254	0.493	0.903	< 0.1	0.11	5.81	< 0.1	< 10	< 0.01	< 0.5	< 0.1	1.15	< 0.05	0.7	-	0.319	< 0.5	< 0.5	< 0.01	< 0.01	< 10	0.146	< 1	< 3
	QUL-2-47M	2014 09 17	14.4	21.6	< 30	2.38	37.2	1.04	3.33	0.24	0.62	14	< 0.1	< 10	< 0.01	< 0.5	< 0.1	5.58	< 0.05	1.06	-	5.11	< 0.5	< 0.5	< 0.01	< 0.01	< 10	0.523	< 1	< 3
QUL-3	QUL-3	2014 08 06	10.6	15.9	< 30	1.9	0.608	0.5	1.1	< 0.1	< 0.1	5.36	< 0.1	< 10	< 0.01	< 0.5	< 0.1	0.56	< 0.05	0.54	< 0.05	0.421	< 0.5	< 0.5	< 0.01	< 0.01	< 10	0.124	< 1	< 3
	QUL-3	2014 08 09	10.6	16.2	< 30	1.88	0.599	0.473	0.831	< 0.1	< 0.1	5.38	< 0.1	< 10	< 0.01	< 0.5	< 0.1	0.51	< 0.05	0.67	-	0.339	< 0.5	< 0.5	< 0.01	< 0.01	< 10	0.147	< 1	< 3
	QUL-3	2014 08 10	10.9	16.2	< 30	1.86	0.639	0.483	0.85	< 0.1	0.11	5.24	< 0.1	< 10	< 0.01	< 0.5	< 0.1	0.51	< 0.05	< 0.5	-	0.291	< 0.5	< 0.5	< 0.01	< 0.01	< 10	0.129	< 1	< 3
	QUL-3X	2014 08 10	11	16.4	< 30	1.88	0.667	0.478	0.847	< 0.1	0.11	5.14	< 0.1	< 10	< 0.01	< 0.5	< 0.1	0.5	< 0.05	< 0.5	-	0.291	< 0.5	< 0.5	< 0.01	< 0.01	< 10	0.137	< 1	< 3
	QA/QC RPD %		*	1	*	1	4	1	< 1	*	*	2	*	*	*	*	*	*	*	*	-	0	*	*	*	*	*	6	*	*
	QUL-3	2014 08 11	11.6	16.1	< 30	1.88	0.734	0.496	0.857	< 0.1	< 0.1	5.39	< 0.1	< 10	< 0.01	< 0.5	< 0.1	< 0.5	< 0.05	1.02	-	0.293	< 0.5	< 0.5	< 0.01	< 0.01	< 10	0.121	< 1	< 3
	QUL-3	2014 08 12	10.6	15.9	< 30	1.9	0.368	0.477	0.878	< 0.1	0.12	5.58	< 0.1	< 10	< 0.01	< 0.5	< 0.1	< 0.5	< 0.05	0.68	-	0.341	< 0.5	< 0.5	< 0.01	< 0.01	< 10	0.132	< 1	< 3
	QUL-3	2014 08 13	10	15.8	< 30	1.88	0.18	0.458	0.826	< 0.1	0.11	5.26	< 0.1	< 10	< 0.01	< 0.5	< 0.1	< 0.5	< 0.05	1.04	-	0.324	< 0.5	< 0.5	< 0.01	< 0.01	< 10	0.131	< 1	< 3
	QUL-3	2014 08 14	11	16.5	< 30	1.88	0.516	0.457	0.798	< 0.1	0.1	5.06	< 0.1	< 10	< 0.01	< 0.5	< 0.1	< 0.5	< 0.05	0.64	-	0.274	< 0.5	< 0.5	< 0.01	< 0.01	< 10	0.133	< 1	< 3
	QUL-3	2014 08 15	10.2	16.4	< 30	1.87	0.482	0.462	0.8	< 0.1	< 0.1	5.19	< 0.1	< 10	< 0.01	< 0.5	< 0.1	< 0.5	< 0.05	< 0.5	-	0.301	< 0.5	< 0.5	< 0.01	< 0.01	< 10	0.138	< 1	< 3
	QUL-3	2014 08 16	10.7	16.1	< 30	1.85	0.466	0.475	0.815	< 0.1	0.11	5.4	< 0.1	< 10	< 0.01	< 0.5	< 0.1	< 0.5	< 0.05	0.79	-	0.298	< 0.5	< 0.5	< 0.01	< 0.01	< 10	0.132	< 1	< 3
	QUL-3X	2014 08 16	10.8	16.2	< 30	1.88	0.509	0.475	0.821	< 0.1	0.12	5.47	< 0.1	< 10	< 0.01	< 0.5	< 0.1	0.51	< 0.05	0.7	-	0.299	< 0.5	< 0.5	< 0.01	< 0.01	< 10	0.137	< 1	< 3
	QA/QC RPD %		*	< 1	*	2	9	0	< 1	*	*	1	*	*	*	*	*	*	*	*	-	< 1	*	*	*	*	*	4	*	*
	QUL-3	2014 08 17	10.6	16.2	< 30	1.91	0.558	0.468	0.825	< 0.1	< 0.1	5.27	< 0.1	< 10	< 0.01	< 0.5	< 0.1	< 0.5	< 0.05	0.66	-	0.293	< 0.5	< 0.5	< 0.01	< 0.01	< 10	0.139	< 1	< 3
	QUL-3	2014 08 19	10.7	16.4	< 30	1.89	0.308	0.472	0.833	< 0.1	< 0.1	5.08	< 0.1	< 10	< 0.01	< 0.5	< 0.1	< 0.5	< 0.05	0.74	-	0.275	< 0.5	< 0.5	< 0.01	< 0.01	< 10	0.133	< 1	< 3
	QUL-3	2014 08 22	10.4	16.6	< 30	1.93	0.6	0.467	0.822	< 0.1	0.1	5.3	< 0.1	< 10	< 0.01	< 0.5	< 0.1	0.66	< 0.05	0.74	-	0.28	< 0.5	< 0.5	< 0.01	< 0.01	< 10	0.136	< 1	< 3
	QUL-3-37M	2014 08 22	14.3	23.6	< 30	2.62	81.1	0.971	3.25	0.24	0.7	17.8	< 0.1	< 10	< 0.01	< 0.5	< 0.1	4.9	< 0.05	1.05	-	5.04	< 0.5	0.55	< 0.01	< 0.01	< 10	0.607	< 1	< 3
	QUL-3-0M	2014 09 04	9.6	16.6	< 30	1.9	0.403	0.449	0.806	< 0.1	0.1	5.36	< 0.1	< 10	< 0.01	< 0.5	< 0.1	0.66	< 0.05	0.71	-	0.3	< 0.5	< 0.5	< 0.01	< 0.01	< 10	0.137	< 1	< 3
	QUL-3-10M	2014 09 04	9.1	16.9	< 30	1.9	1.13	0.444	0.814	< 0.1	< 0.1	5.89	< 0.1	< 10	< 0.01	< 0.5	< 0.1	1.5	< 0.05	0.83	-	0.328	< 0.5	< 0.5	< 0.01	< 0.01	< 10	0.143	< 1	< 3
	QUL-3-33M	2014 09 04	13.2	22.2	< 30	2.43	55.7	0.951	3.29	0.24	0.65	15.4	< 0.1	< 10	< 0.01	< 0.5	< 0.1	5.23	< 0.05	1.19	-	5.26	< 0.5	< 0.5	< 0.01	< 0.01	< 10	0.577	< 1	< 3
QUL-4	QUL-4	2014 08 06	10.3	16.3	< 30	1.94	1.43	0.504	1.09	< 0.1	0.11	5.52	< 0.1	< 10	< 0.01	< 0.5	< 0.1	0.66	< 0.05	< 0.5	< 0.05	0.494	< 0.5	< 0.5	< 0.01	< 0.01	< 10	0.128	< 1	< 3
QUL-5	QUL-5	2014 08 06	11.6	16.1	< 30	1.92	1.5	0.532	1.09	< 0.1	0.1	5.65	< 0.1	< 10	< 0.01	< 0.5	< 0.1	0.95	< 0.05	< 0.5	< 0.05	0.365	< 0.5	< 0.5	< 0.01	< 0.01	< 10	0.129	< 1	< 3
QUL-6	QUL-6	2014 08 06	11.3	16.1	< 30	1.91	1.31	0.517	1.06	< 0.1	0.1	5.52	< 0.1	< 10	< 0.01	< 0.5	< 0.1	0.87	< 0.05	< 0.5	< 0.05	0.407	< 0.5	< 0.5	< 0.01	< 0.01	< 10	0.127	< 1	< 3
QUL-7	QUL-7	2014 08 06	10.9	16.1	< 30	1.92	1.79	0.508	1.09	< 0.1	0.11	5.6	< 0.1	< 10	< 0.01	< 0.5	< 0.1	0.67	< 0.05	0.55	< 0.05	0.369	< 0.5	< 0.5	< 0.01	< 0.01	< 10	0.124	< 1	< 3
QUL-8	QUL-8	2014 08 06	11.3	16	< 30	1.92	2.29	0.524	1.1	< 0.1	0.11	5.84	< 0.1	< 10	< 0.01	< 0.5	< 0.1	0.81	< 0.05	< 0.5	< 0.05	0.358	< 0.5	< 0.5	< 0.01	< 0.01	< 10	0.125	< 1	< 3

Associated ALS files: L1498519, L1498533, L1499166, L1499203, L1499703, L1499707, L1499710, L1499926, L1499947, L1500619, L1501501, L1501518, L1502349, L1502364, L1502370, L1502388, L1503057, L1503061, L1503079, L1503910, L1503913, L1503928, L1503932, L1503933, L1503934, L1504180, L1504213, L1504220, L1504251, L1504261, L1504997, L1505918, L1506551, L1506571, L1506577, L1506586, L1500164, L1502370, L1506989, L1506996, L1507001, L1507291, L1507298, L1506992, L1507259, L1507347, L1507948, L1507972, L1507977, L1508637, L1508673, L1509507, L1508649, L1509597, L1510231, L1510268, L1510289, L1510741, L1510746, L1511190, L1511225, L1511232, L1511817, L1511758, L1511787, L1511850, L1511886, L1511905, L1512681, L1512726, L1513326, L1513353, L1513820, L1513828, L1514716, L1514724, L1514735, L1514765, L1507963, L1514731, L1514737, L1515541, L1515553, L1515572, L1518945, L1516292, L1516846, L1516856, L1517429, L1517430, L1517431, L1517432, L1518138, L1518251, L1518254, L1518260, L1518267, L1518976, L1519008, L1519837, L1519791, L1520433, L1520459, L1520931.

All terms defined within the body of SNC-Lavalin's report (available upon request).

< Denotes concentration less than indicated detection limit or RPD less than indicated value.

- Denotes analysis not conducted.

n/a Denotes no applicable standard.

* RPDs are not normally calculated where one or more concentrations are less than five times MDL.

SHADED Concentration greater than BCWQG Aquatic Life (AW) guideline.

BOLD Concentration greater than BCWQG Drinking Water (DW) guideline.

SHADED Concentration greater than BCWQG Aquatic Life (30day) (AW) guideline.

BOLD Concentration greater than or equal to Canadian Drinking Water Quality (DW) guideline.

[a] Laboratory detection limit out of range.

[b] British Columbia Approved Water Quality Guidelines 2006 Edition, updated 2014.

[c] A Compendium of Working Water Quality Guidelines for British Columbia, updated August 2006.

[d] Guideline varies with pH, and/or either Temperature or Hardness or chloride

[e] Health Canada Drinking Water Guidelines, 2012.

[f] Guideline for Nitrate applied.

[g] The total phosphorus guideline is a measure of lake productivity and is based on spring overturn or an average of summer samples and is not applicable to single sample results at this point in time.

[h] Calculated based on an individual sample basis, not average of 30 day results.

[i] Secondary chronic or chronic value, not 30 day mean.

[j] Guideline not applicable for site situation.

TABLE 1a: Summary of Analytical Results for Mount Polley, Quesnel Lake and River - Surface Water DRAFT

Sample Location	Sample ID	Sample Date (yyyy mm dd)	Total Metals																														
			Aluminum (µg/L)	Antimony (µg/L)	Arsenic (µg/L)	Barium (µg/L)	Beryllium (µg/L)	Bismuth (µg/L)	Boron (µg/L)	Cadmium (µg/L)	Calcium (µg/L)	Chromium (µg/L)	Cobalt (µg/L)	Copper (µg/L)	Iron (µg/L)	Lead (µg/L)	Lithium (µg/L)	Magnesium (µg/L)	Manganese (µg/L)	Mercury (µg/L)	Molybdenum (µg/L)	Nickel (µg/L)	Potassium (µg/L)	Selenium (µg/L)	Silicon (µg/L)	Silver (µg/L)	Sodium (µg/L)	Thallium (µg/L)	Tin (µg/L)	Titanium (µg/L)	Uranium (µg/L)	Vanadium (µg/L)	Zinc (µg/L)
BC Guidelines																																	
BCWQG Aquatic Life (AW)[b,c]			n/a	20	5	5,000	n/a	n/a	1,200	0.016-0.055[d]	n/a	1 (Cr(+6))	110	6.0-19.3[d]	1,000	27.3-177.4[d]	870	n/a	1001-2568[d]	Methyl mercury analysis in progress	2,000	25-150[d]	373,000-432,000	2	n/a	0.1-3.0[d]	n/a	0.3	n/a	2,000	300	6	33-103.5[d]
BCWQG Aquatic Life (30day) (AW)[b,c,h]			n/a	n/a	n/a	1,000	5.3[i]	n/a	n/a	n/a	n/a	n/a	4	2-7.4[d]	n/a	4.4-10.2[d]	14[i]	n/a	791.1-1415[d]		1,000	n/a	n/a	n/a	n/a	0.05-1.5[d]	n/a	n/a	n/a	n/a	n/a	n/a	7.5-78[d]
BCWQG Drinking Water (DW)[b,c]			n/a	14	25	n/a	4	n/a	5,000	n/a	n/a	n/a	n/a	500	n/a	50	n/a	n/a	n/a	1	250	n/a	n/a	10	n/a	n/a	n/a	2	n/a	n/a	n/a	n/a	5,000
Canadian Drinking Water Quality (DW)[e]			100	6	10	1,000	n/a	n/a	5,000	5	n/a	50	n/a	1,000	300	10	n/a	n/a	50	1	n/a	n/a	n/a	10	n/a	n/a	200,000	n/a	n/a	n/a	20	n/a	5,000
QUL-2	QUL-2-0M	2014 09 13	16.8	< 0.1	0.12	4.76	< 0.1	< 0.5	< 10	< 0.01	17,300	< 0.5	< 0.1	0.55	< 30	< 0.05	< 0.5	1,900	0.88	-	0.274	< 0.5	449	< 0.5	1,440	< 0.01	804	< 0.01	< 0.1	< 10	0.155	< 1	< 3
	QUL-2-13M	2014 09 13	61.5	< 0.1	0.13	6.08	< 0.1	< 0.5	< 10	< 0.01	17,400	< 0.5	< 0.1	1.8	48	< 0.05	0.51	2,000	2.69	-	0.35	< 0.5	488	< 0.5	1,660	< 0.01	885	< 0.01	< 0.1	< 10	0.154	< 1	< 3
	QUL-2-43M	2014 09 13	***895***	< 0.1	0.48	27.7	< 0.1	< 0.5	< 10	< 0.01	18,800	< 0.5	0.29	**17**	***422***	0.293	0.89	2,310	26.8	-	1.73	0.62	1,030	< 0.5	3,780	< 0.01	1,680	< 0.01	< 0.1	34	0.288	1.6	< 3
	QUL-2X-43M	2014 09 13	***813***	0.1	0.45	26.3	< 0.1	< 0.5	< 10	< 0.01	19,200	< 0.5	0.28	**17.1**	***387***	0.299	0.86	2,350	27.3	-	1.78	0.63	1,020	< 0.5	3,610	< 0.01	1,710	< 0.01	< 0.1	30	0.291	1.5	< 3
	QA/QC RPD %		10	*	*	5	*	*	*	*	2	*	*	*	9	*	*	2	*	-	3	*	< 1	*	5	*	2	*	*	*	1	*	*
	QUL-2-0M	2014 09 15	13.6	< 0.1	< 0.1	4.74	< 0.1	< 0.5	< 10	< 0.01	16,300	< 0.5	< 0.1	< 0.5	< 30	< 0.05	0.85	1,770	0.619	-	0.271	< 0.5	426	< 0.5	1,330	< 0.01	773	< 0.01	< 0.1	< 10	0.149	< 1	< 3
	QUL-2X-0M	2014 09 15	14.9	< 0.1	< 0.1	4.76	< 0.1	< 0.5	< 10	< 0.01	16,700	< 0.5	< 0.1	0.54	< 30	< 0.05	0.88	1,860	0.607	-	0.264	< 0.5	441	< 0.5	1,410	< 0.01	788	< 0.01	< 0.1	< 10	0.15	< 1	< 3
	QA/QC RPD %		9	*	*	0	*	*	*	*	2	*	*	*	*	*	*	5	*	-	3	*	3	*	6	*	2	*	*	*	1	*	*
	QUL-2-25M	2014 09 15	***334***	< 0.1	0.24	13.6	< 0.1	< 0.5	< 10	< 0.01	18,400	< 0.5	0.13	**7.34**	191	0.128	1.01	2,170	12	-	0.862	0.54	679	< 0.5	2,560	< 0.01	1,210	< 0.01	< 0.1	14	0.205	< 1	< 3
	QUL-2-38M	2014 09 15	***2,560***	0.24	1.15	73.4	< 0.1	< 0.5	< 10	0.016	21,100	**1.09**	0.81	**46.5**	***1,150***	0.775	2.01	2,870	***66.6***	-	4.61	1.17	2,150	< 0.5	8,360	0.017	3,240	< 0.01	< 0.1	95	0.51	4.3	4.6
	QUL-2-50M	2014 09 15	***3,430***	0.3	1.54	95.7	0.11	< 0.5	11	0.017	22,400	**1.37**	1.04	**65.5**	***1,460***	0.998	2.21	2,960	***91.2***	-	5.73	1.43	2,820	< 0.5	10,000	0.022	4,230	0.011	0.11	112	0.617	5.9	5.8
	QUL-2-0M	2014 09 17	16.4	< 0.1	< 0.1	4.82	< 0.1	< 0.5	< 10	< 0.01	16,900	< 0.5	< 0.1	0.73	< 30	< 0.05	0.79	1,780	0.677	-	0.233	< 0.5	459	< 0.5	1,370	< 0.01	808	< 0.01	< 0.1	< 10	0.149	< 1	< 3
	QUL-2-16M	2014 09 17	83.9	< 0.1	0.15	6.72	< 0.1	< 0.5	< 10	< 0.01	16,800	< 0.5	< 0.1	**2.82**	86	0.056	0.85	1,950	3.9	-	0.348	< 0.5	517	< 0.5	1,700	< 0.01	938	< 0.01	< 0.1	< 10	0.158	< 1	< 3
	QUL-2-47M	2014 09 17	***2,990***	0.28	1.35	85.6	< 0.1	< 0.5	11	0.017	22,300	**1.23**	0.9	**57**	***1,310***	1	2.25	3,060	***81***	-	5.64	1.32	2,560	< 0.5	9,260	0.02	4,010	0.012	< 0.1	104	0.631	5	5.5
QUL-3	QUL-3	2014 08 06	18.9	< 0.1	0.12	5.47	< 0.1	< 0.5	< 10	< 0.01	16,000	< 0.5	< 0.1	0.7	< 30	< 0.05	< 0.5	1,940	1.47	< 0.05	0.327	< 0.5	489	< 0.5	1,620	< 0.01	835	< 0.01	< 0.1	< 10	0.13	< 1	< 3
	QUL-3	2014 08 09	23.7	< 0.1	0.13	5.53	< 0.1	< 0.5	< 10	< 0.01	16,200	< 0.5	< 0.1	0.74	< 30	< 0.05	0.69	1,910	1.45	< 0.05	0.322	< 0.5	485	< 0.5	1,590	< 0.01	853	< 0.01	< 0.1	< 10	0.14	< 1	< 3
	QUL-3	2014 08 10	16.3	< 0.1	0.13	5.52	< 0.1	< 0.5	< 10	< 0.01	16,200	< 0.5	< 0.1	0.58	< 30	< 0.05	< 0.5	1,910	1.18	< 0.05	0.303	< 0.5	484	< 0.5	1,600	< 0.01	873	< 0.01	< 0.1	< 10	0.13	< 1	< 3
	QUL-3X	2014 08 10	14.4	< 0.1	0.13	5.24	< 0.1	< 0.5	< 10	< 0.01	15,600	< 0.5	< 0.1	0.56	< 30	< 0.05	< 0.5	1,830	1.08	< 0.05	0.304	< 0.5	474	< 0.5	1,530	< 0.01	856	< 0.01	< 0.1	< 10	0.13	< 1	< 3
	QA/QC RPD %		*	*	*	5	*	*	*	*	4	*	*	*	*	*	*	4	*	*	< 1	*	2	*	4	*	2	*	*	*	0	*	*
	QUL-3	2014 08 11	17.1	< 0.1	0.13	5.39	< 0.1	< 0.5	< 10	< 0.01	15,700	< 0.5	< 0.1	0.57	< 30	< 0.05	0.82	1,870	1.41	< 0.05	0.322	< 0.5	484	< 0.5	1,540	< 0.01	839	< 0.01	< 0.1	< 10	0.129	< 1	< 3
	QUL-3	2014 08 12	14.4	< 0.1	0.13	5.57	< 0.1	< 0.5	< 10	< 0.01	16,100	< 0.5	< 0.1	0.57	< 30	< 0.05	0.79	1,920	1.53	< 0.05	0.352	< 0.5	475	< 0.5	1,640	< 0.01	878	< 0.01	< 0.1	< 10	0.137	< 1	< 3
	QUL-3	2014 08 13	13.6	< 0.1	0.14	5.63	< 0.1	< 0.5	< 10	< 0.01	16,300	< 0.5	< 0.1	0.53	< 30	< 0.05	0.89	1,950	1.31	< 0.05	0.341	< 0.5	478	< 0.5	1,620	< 0.01	867	< 0.01	< 0.1	< 10	0.14	< 1	< 3
	QUL-3	2014 08 14	14.4	< 0.1	0.11	5.24	< 0.1	< 0.5	< 10	< 0.01	16,400	< 0.5	< 0.1	0.57	< 30	< 0.05	0.68	1,870	1.02	-	0.304	< 0.5	481	< 0.5	1,540	< 0.01	855	< 0.01	< 0.1	< 10	0.141	< 1	< 3
	QUL-3	2014 08 15	15	< 0.1	0.12	5.14	< 0.1	< 0.5	< 10	< 0.01	16,400	0.74	< 0.1	0.59	< 30	< 0.05	< 0.5	1,880	1.1	-	0.99	< 0.5	461	< 0.5	1,580	< 0.01	813	< 0.01	< 0.1	< 10	0.141	< 1	< 3
	QUL-3	2014 08 16	16	< 0.1	0.14	5.42	< 0.1	< 0.5	< 10	**0.018**	16,200	< 0.5	< 0.1	0.6	< 30	< 0.05	< 0.5	1,870	1.33	-	0.294	< 0.5	468	< 0.5	1,540	< 0.01	815	0.013	< 0.1	< 10	0.126	< 1	< 3
	QUL-3X	2014 08 16	18.2	< 0.1	0.12	5.51	< 0.1	< 0.5	< 10	< 0.01	15,900	< 0.5	< 0.1	0.8	< 30	< 0.05	< 0.5	1,860	1.44	-	0.321	< 0.5	486	< 0.5	1,530	< 0.01	842	< 0.01	< 0.1	< 10	0.139	< 1	< 3
	QA/QC RPD %		13	*	*	2	*	*	*	*	2	*	*	*	*	*	*	< 1	*	-	9	*	4	*	< 1	*	3	*	*	*	10	*	*
	QUL-3	2014 08 17	20.3	< 0.1	0.12	5.36	< 0.1	< 0.5	< 10	< 0.01	15,900	< 0.5	< 0.1	< 1	< 30	< 0.05	0.78	1,880	1.43	-	0.305	< 0.5	487	< 0.5	1,530	< 0.01	858	< 0.01	< 0.1	< 10	0.141	< 1	< 3
	QUL-3	2014 08 19	15.2	< 0.1	0.13	5.46	< 0.1	< 0.5	< 10	< 0.01	16,500	< 0.5	< 0.1	0.55	< 30	< 0.05	0.92	1,940	1.2	-	0.309	< 0.5	495	< 0.5	1,570	< 0.01	881	< 0.01	< 0.1	< 10	0.141	< 1	< 3
	QUL-3	2014 08 22	28.2	< 0.1	0.11	5.52	< 0.1	< 0.5	< 10	< 0.01	16,500	< 0.5	< 0.1	1.02	< 30	< 0.05	0.72	1,940	1.56	-	0.324	< 0.5	468	< 0.5	1,570	< 0.01	838	< 0.01	< 0.1	< 10	0.141	< 1	< 3
	QUL-3-37M	2014 08 22	***3,830***	0.3	1.84	94.5	< 0.1	< 0.5	< 10	0.021	24,100	**1.89**	1.54	**76.8**	***2,230***	1.34	2.79	3,670	***151***	-	5.35	2.01	2,550	0.64	10,100	0.032	3,840	0.014	0.12	156	0.726	**7.4**	**7.6**
	QUL-3-0M	2014 09 04	25.9	< 0.1	0.13	5.7	< 0.1	< 0.5	< 10	< 0.01	16,300	< 0.5	< 0.1	1.14	< 30	< 0.05	0.9	1,870	1.49	-	0.306	< 0.5	480	< 0.5	1,520	< 0.01	855	< 0.01	< 0.1	< 10	0.136	< 1	< 3
	QUL-3-10M	2014 09 04	62.9	< 0.1	0.17	6.91	< 0.1	< 0.5	< 10	< 0.01	17,300	< 0.5	< 0.1	**3.34**	55	< 0.05	0.75	1,970	3.66	-	0.323	< 0.5	475	< 0.5	1,700	< 0.01	859	< 0.01	< 0.1	< 10	0.149	< 1	< 3
	QUL-3-33M	2014 09 04	***3,000***	0.3	1.49	85.2	< 0.1	< 0.5	< 10	0.021	22,800	**1.3**	1.05	**59.3**	***1,450***	0.983	2.17	3,090	***108***	-	5.56	1.47	2,360	0.51	9,210	0.023	3,900	0.012	< 0.1	109	0.635	5.3	4.6
QUL-4	QUL-4	2014 08 06	47.2	< 0.1	0.13	6.03	< 0.1	< 0.5	< 10	< 0.01	16,100	< 0.5	< 0.1	1.25	45	< 0.05	< 0.5	1,960	3.05	< 0.05	0.332	< 0.5	503	< 0.5	1,690	< 0.01	839	< 0.01	< 0.1	< 10	0.133	< 1	< 3
QUL-5	QUL-5	2014 08 06	49.4	< 0.1	0.11	5.96	< 0.1	< 0.5	< 10	< 0.01	15,700	< 0.5	< 0.1	1.5	44	< 0.05	< 0.5	1,920	2.92	< 0.05	0.332	< 0.5	492	< 0.5	1,660	< 0.01	840	< 0.01	< 0.1	< 10	0.129	< 1	< 3
QUL-6	QUL-6	2014 08 06	53.9	< 0.1	0.13	6.22	< 0.1	< 0.5	< 10	< 0.01	16,200	< 0.5	< 0.1	1.63	46	< 0.05	< 0.5	1,970	2.94	< 0.05	0.337	< 0.5	507	< 0.5	1,710	< 0.01	898	< 0.01	< 0.1	< 10	0.132	< 1	< 3
QUL-7	QUL-7	2014 08 06	57.1	< 0.1	0.13	6.13	< 0.1	< 0.5	< 10	< 0.01	16,100	< 0.5	< 0.1	1.72	42	< 0.05	0.53	1,970	3.31	< 0.05	0.332	< 0.5	522	< 0.5	1,700	< 0.01	869	< 0.01	< 0.1	< 10	0.132	< 1	< 3
QUL-8	QUL-8	2014 08 06	***101***	< 0.1	0.15	7.04	< 0.1	< 0.5	< 10	< 0.01	16,100	< 0.5	< 0.1	**2.78**	82	< 0.05	< 0.5	2,000	4.79	< 0.05	0.354	< 0.5	557	< 0.5	1,820	< 0.01	887	< 0.01	< 0.1	< 10	0.138	< 1	< 3

Associated ALS files: L1498519, L1498533, L1499166, L1499203, L1499703, L1499707, L1499710, L1499926, L1499947, L1500619, L1501501, L1501518, L1502349, L1502364, L1502370, L1502388, L1503057, L1503061, L1503079, L1503910, L1503913, L1503928, L1503932, L1503933, L1503934, L1504180, L1504213, L1504220, L1504251, L1504261, L1504997, L1505918, L1506551, L1506571, L1506577, L1506586, L1500164, L1502370, L1506989, L1506996, L1507001, L1507291, L1507298, L1506992, L1507259, L1507347, L1507948, L1507972, L1507977, L1508637, L1508673, L1509507, L1508649, L1509597, L1510231, L1510268, L1510289, L1510741, L1510746, L1511190, L1511225, L1511232, L1511817, L1511758, L1511787, L1511850, L1511886, L1511905, L1512681, L1512726, L1513326, L1513353, L1513820, L1513828, L1514716, L1514724, L1514735, L1514765, L1507963, L1514731, L1514737, L1515541, L1515553, L1515572, L1518945, L1516292, L1516846, L1516856, L1517429, L1517430, L1517431, L1517432, L1518138, L1518251, L1518254, L1518260, L1518267, L1518976, L1519008, L1519837, L1519791, L1520433, L1520459, L1520931.

All terms defined within the body of SNC-Lavalin's report (available upon request).

< Denotes concentration less than indicated detection limit or RPD less than indicated value.

- Denotes analysis not conducted.

n/a Denotes no applicable standard.

* RPDs are not normally calculated where one or more concentrations are less than five times MDL.

SHADED Concentration greater than BCWQG Aquatic Life (AW) guideline.

BOLD Concentration greater than BCWQG Drinking Water (DW) guideline.

SHADED Concentration greater than BCWQG Aquatic Life (30day) (AW) guideline.

BOLD Concentration greater than or equal to Canadian Drinking Water Quality (DW) guideline.

[a] Laboratory detection limit out of range.

[b] British Columbia Approved Water Quality Guidelines 2006 Edition, updated 2014.

[c] A Compendium of Working Water Quality Guidelines for British Columbia, updated August 2006.

[d] Guideline varies with pH, and/or either Temperature or Hardness or chloride

[e] Health Canada Drinking Water Guidelines, 2012.

[f] Guideline for Nitrate applied.

[g] The total phosphorus guideline is a measure of lake productivity and is based on spring overturn or an average of summer samples and is not applicable to single sample results at this point in time.

[h] Calculated based on an individual sample basis, not average of 30 day results.

[i] Secondary chronic or chronic value, not 30 day mean.

[j] Guideline not applicable for site situation.

TABLE 1a: Summary of Analytical Results for Mount Polley, Quesnel Lake and River - Surface Water DRAFT

Sample Location	Sample ID	Sample Date (yyyy mm dd)	Physical Parameters									Total Inorganics												
			Hardness (mg/L)	pH (field) (pH)	pH (pH)	Temperature (field) (C)	Turbidity (NTU)	Conductivity (µS/cm)	TDS (mg/L)	TSS (mg/L)	DOC (mg/L)	Total Kjeldahl Nitrogen (N) (mg/L)	Total Nitrogen (N) (mg/L)	Ammonia Nitrogen (µg/L)	Nitrate Nitrogen (µg/L)	Nitrite Nitrogen (µg/L)	Nitrate+Nitrite Nitrogen (µg/L)	Chloride (mg/L)	Fluoride (µg/L)	Sulphate (mg/L)	Total Alkalinity (as CaCO3) (mg/L)	Bromide (mg/L)	Ortho-phosphate (mg/L)	Total Phosphorus[g] (mg/L)
BC Guidelines																								
BCWQG Aquatic Life (AW)[b,c]			n/a	6.5-9.0	6.5-9.0		Change of 8	n/a	n/a	Change of 25	n/a	n/a	n/a	5,680-18,400[d]	32,800	60-120[d]	32,800[f]	600	988.2-1579[d]	n/a	n/a	n/a	n/a	0.005-0.015
BCWQG Aquatic Life (30day) (AW)[b,c,h]			n/a	n/a	n/a	+/-1 Degree change from ambient	Change of 2	n/a	n/a	Change of 5	+20% of median background	n/a	n/a	1,090-1,770[d]	3,000	20-40[d]	3,000[f]	150	n/a	128-429[d]	n/a	n/a	n/a	n/a
BCWQG Drinking Water (DW)[b,c]			n/a	6.5-8.5	6.5-8.5	n/a[i]	Change of 1	n/a	n/a	n/a	n/a	n/a	n/a	n/a	10,000	1,000	10,000[f]	250	1,000	500	n/a	n/a	n/a	0.01
Canadian Drinking Water Quality (DW)[e]			n/a	6.5-8.5	6.5-8.5	n/a[i]	n/a[i]	n/a	500	n/a	n/a	n/a	n/a	n/a	10,000	1,000	n/a	250	1,500	500	n/a	n/a	n/a	n/a
QUL-9	QUL-9	2014 08 06	48.3	8.01	7.93	21.5	1.14	94.6	58	< 3	2.15	-	0.15	< 5	42.4	1.1	-	< 0.5	34	5.62	44.2	-	< 0.001	< 0.002[a]
	QUL-9	2014 08 09	49	7.84	7.84	16.8	0.78	96.7	70	< 3	2.42	-	0.141	< 5	57.6	< 1	-	< 0.5	35	5.61	43.5	-	< 0.001	< 0.002[a]
	QUL-9	2014 08 10	49.2	7.81	7.94	20.7	0.56	96.5	68	< 3	2.33	-	0.13	< 5	54.4	< 1	-	< 0.5	35	5.62	45.4	-	< 0.001	< 0.002[a]
	QUL-9	2014 08 12	47.1	7.95	7.96	20.6	0.32	96	64	< 3	1.99	-	0.151	< 5	49.2	< 1	-	< 0.5	36	5.66	44.5	-	0.0011	< 0.002[a]
	QUL-9	2014 08 13	47.7	-	7.88	20.5	0.65	98.9	61	< 3	2.69	-	0.115	< 5	12.8	1.1	-	< 0.5	34	5.6	45.1	-	< 0.001	< 0.002[a]
	QUL-9X	2014 08 13	48.1	-	7.92	-	0.54	98.7	60	< 3	2.68	-	0.125	< 5	11.9	1.2	-	< 0.5	33	5.59	44.9	-	< 0.001	< 0.002[a]
	QA/QC RPD %		< 1	-	< 1	*	18	< 1	2	*	< 1	-	*	*	*	*	-	*	*	< 1	< 1	-	*	*
	QUL-9	2014 08 14	49	8.02	7.95	20.4	0.25	97.7	67	< 3	2.15	-	0.128	< 5	41.9	< 1	-	< 0.5	36	5.65	43.8	-	< 0.001	**0.0026**
	QUL-9	2014 08 15	49.2	-	7.92	-	0.74	96.6	66	< 3	1.97	-	0.102	< 5	27.6	1.3	-	< 0.5	36	5.64	43.6	-	0.0012	**0.0023**
	QUL-9	2014 08 16	48.3	8.07	7.96	20.4	0.31	95.6	60	< 3	2	-	0.116	< 5	42.9	< 1	-	< 0.5	36	5.64	43.4	-	< 0.001	< 0.002[a]
	QUL-9	2014 08 17	48.4	7.82	7.94	21.2	0.35	96.7	62	< 3	2.5	-	0.136	< 5	36.7	< 1	-	< 0.5	34	5.63	43.8	-	< 0.001	< 0.002[a]
	QUL-9	2014 08 19	47.7	7.84	7.92	20.0	0.24	96.7	68	< 3	2.17	-	0.111	< 5	42.6	< 1	-	< 0.5	32	5.54	44.2	-	< 0.001	< 0.002[a]
	QUL-9X	2014 08 19	49	7.84	7.85	20.0	0.24	95.8	65	< 3	2.03	-	0.113	< 5	42	< 1	-	< 0.5	37	5.55	43.7	-	0.0026	< 0.002[a]
	QA/QC RPD %		3	0	< 1	0	*	< 1	5	*	*	-	*	*	1	*	-	*	*	< 1	1	-	*	*
	QUL9	2014 08 22	50.3	7.74	7.88	19.8	1.73	98.3	69	< 3	2.3	-	0.136	< 5	42.4	< 1	-	< 0.5	34	5.76	44.9	-	< 0.001	**0.0025**
QUL-10	QUL-10	2014 08 06	47.7	8.08	7.95	21.4	0.41	94.9	55	< 3	2.1	-	0.195	< 5	45	< 1	-	< 0.5	33	5.58	44.2	-	< 0.001	< 0.002[a]
QUL-11	QUL-11-0M	2014 08 07	49.2	-	7.79	-	2.43	95.4	74	3.6	2.5	-	0.122	< 5	35	< 1	-	< 0.5	36	5.79	44.7	-	< 0.001	< 0.002[a]
	QUL-11-5M	2014 08 07	48.1	-	7.93	-	0.85	93	71	< 3	2.08	-	0.135	< 5	66.7	< 1	-	< 0.5	34	5.52	44.4	-	< 0.001	< 0.002[a]
	QUL-11-5MX	2014 08 07	48.5	-	7.95	-	0.58	93.4	73	< 3	2.12	-	0.137	< 5	68	< 1	-	< 0.5	34	5.51	44.7	-	< 0.001	< 0.002[a]
	QA/QC RPD %		< 1	-	< 1	-	38	< 1	3	*	*	-	*	*	2	*	-	*	*	< 1	< 1	-	*	*
	QUL-11-10M	2014 08 07	50.8	-	7.9	-	1.3	98.9	76	< 3	2.02	-	0.171	< 5	112	< 1	-	< 0.5	35	5.76	46.7	-	< 0.001	< 0.002[a]
	QUL-11-15M	2014 08 07	53.4	-	7.91	-	0.59	103	84	< 3	1.85	-	0.181	< 5	136	< 1	-	< 0.5	36	6.05	48.8	-	< 0.001	< 0.002[a]
	QUL-11-20M	2014 08 07	53.7	-	7.91	-	0.9	105	75	< 3	1.78	-	0.186	< 5	141	< 1	-	< 0.5	36	6.08	49.1	-	< 0.001	< 0.002[a]
	QUL-11-24M	2014 08 07	53.8	-	7.91	-	0.98	105	76	< 3	1.84	-	0.191	< 5	140	< 1	-	< 0.5	36	6.14	49.5	-	< 0.001	< 0.002[a]
QUL-12	QUL-12-0M	2014 08 07	49.8	-	7.89	-	13.1	97.9	73	13.8	2.53	-	0.106	< 5	38.7	< 1	-	< 0.5	36	5.85	45.9	-	< 0.001	< 0.002[a]
	QUL-12-5M	2014 08 07	48.6	-	7.97	-	0.47	94.8	68	< 3	2	-	0.135	< 5	71.2	< 1	-	< 0.5	35	5.51	44.3	-	< 0.001	< 0.002[a]
	QUL-12-10M	2014 08 07	50.7	-	7.91	-	1.08	99.7	77	< 3	2	-	0.164	< 5	112	< 1	-	< 0.5	35	5.77	47	-	< 0.001	< 0.002[a]
	QUL-12-15M	2014 08 07	52.7	-	7.92	-	1.09	104	74	< 3	1.88	-	0.181	< 5	139	< 1	-	< 0.5	37	6.04	48.7	-	< 0.001	< 0.002[a]
	QUL-12-20M	2014 08 07	53.5	-	7.91	-	0.7	105	74	< 3	1.85	-	0.18	< 5	140	< 1	-	< 0.5	36	6.07	49	-	< 0.001	< 0.002[a]
QUL-13	QUL-13-0M	2014 08 07	47.9	-	7.94	-	3.01	94.6	68	3.2	2.21	-	0.113	< 5	54.8	< 1	-	< 0.5	35	5.55	44.6	-	< 0.001	< 0.002[a]
	QUL-13-5M	2014 08 07	48.2	-	7.96	-	0.49	94.5	66	< 3	2.08	-	0.176	< 5	72.8	< 1	-	< 0.5	34	5.5	44.5	-	< 0.001	< 0.002[a]
	QUL-13-10M	2014 08 07	49.8	-	7.93	-	0.87	99.2	70	< 3	1.94	-	0.164	< 5	111	< 1	-	< 0.5	35	5.72	46.3	-	< 0.001	< 0.002[a]
	QUL-13-15M	2014 08 07	52.5	-	7.92	-	1.18	104	75	< 3	1.84	-	0.174	< 5	136	< 1	-	< 0.5	36	6.02	48.3	-	< 0.001	< 0.002[a]
	QUL-13-20M	2014 08 07	50.2	-	7.94	-	0.61	106	68	< 3	1.79	-	0.185	< 5	141	< 1	-	< 0.5	36	6.08	49.2	-	< 0.001	< 0.002[a]
QUL-14	QUL-14-0M	2014 08 07	48.6	-	7.87	-	7.45	98.8	69	9.4	2.69	-	0.124	< 5	27.5	< 1	-	< 0.5	36	5.84	45.7	-	< 0.001	< 0.002[a]
	QUL-14-3M	2014 08 07	47.9	-	7.94	-	1.25	95.9	66	< 3	2.05	-	0.137	< 5	66.5	< 1	-	< 0.5	34	5.56	44.5	-	< 0.001	< 0.002[a]
QUL-15	QUL-15-0M	2014 08 07	48.9	-	7.91	-	2.26	97.5	69	< 3	2.58	-	0.127	< 5	34.8	< 1	-	< 0.5	35	5.78	52.2	-	< 0.001	< 0.002[a]
	QUL-15-4.5M	2014 08 07	48.1	-	7.92	-	1.15	95.6	67	< 3	2.1	-	0.131	< 5	70	< 1	-	< 0.5	34	5.54	50	-	< 0.001	< 0.002[a]
QUL-16	QUL-16-0M	2014 08 07	48.3	-	7.93	-	0.97	95	64	< 3	2.21	-	0.144	< 5	56.7	< 1	-	< 0.5	34	5.53	44.3	-	< 0.001	< 0.002[a]
	QUL-16-4.5M	2014 08 07	48	-	7.96	-	0.5	95.3	61	< 3	2.07	-	0.13	< 5	68	< 1	-	< 0.5	33	5.5	44.3	-	< 0.001	< 0.002[a]

Associated ALS files: L1498519, L1498533, L1499166, L1499203, L1499703, L1499707, L1499710, L1499926, L1499947, L1500619, L1501501, L1501518, L1502349, L1502364, L1502370, L1502388, L1503057, L1503061, L1503079, L1503910, L1503913, L1503928, L1503932, L1503933, L1503934, L1504180, L1504213, L1504220, L1504251, L1504261, L1504997, L1505918, L1506551, L1506571, L1506577, L1506586, L1500164, L1502370, L1506989, L1506996, L1507001, L1507291, L1507298, L1506992, L1507259, L1507347, L1507948, L1507972, L1507977, L1508637, L1508673, L1509507, L1508649, L1509597, L1510231, L1510268, L1510289, L1510741, L1510746, L1511190, L1511225, L1511232, L1511817, L1511758, L1511787, L1511850, L1511886, L1511905, L1512681, L1512726, L1513326, L1513353, L1513820, L1513828, L1514716, L1514724, L1514735, L1514765, L1507963, L1514731, L1514737, L1515541, L1515553, L1515572, L1518945, L1516292, L1516846, L1516856, L1517429, L1517430, L1517431, L1517432, L1518138, L1518251, L1518254, L1518260, L1518267, L1518976, L1519008, L1519837, L1519791, L1520433, L1520459, L1520931.

All terms defined within the body of SNC-Lavalin's report (available upon request).

< Denotes concentration less than indicated detection limit or RPD less than indicated value.

- Denotes analysis not conducted.

n/a Denotes no applicable standard.

* RPDs are not normally calculated where one or more concentrations are less than five times MDL.

SHADED Concentration greater than BCWQG Aquatic Life (AW) guideline.

BOLD Concentration greater than BCWQG Drinking Water (DW) guideline.

SHADED Concentration greater than BCWQG Aquatic Life (30day) (AW) guideline.

BOLD Concentration greater than or equal to Canadian Drinking Water Quality (DW) guideline.

[a] Laboratory detection limit out of range.
[b] British Columbia Approved Water Quality Guidelines 2006 Edition, updated 2014.
[c] A Compendium of Working Water Quality Guidelines for British Columbia, updated August 2006.
[d] Guideline varies with pH, and/or either Temperature or Hardness or chloride
[e] Health Canada Drinking Water Guidelines, 2012.
[f] Guideline for Nitrate applied.
[g] The total phosphorus guideline is a measure of lake productivity and is based on spring overturn or an average of summer samples and is not applicable to single sample results at this point in time.
[h] Calculated based on an individual sample basis, not average of 30 day results.
[i] Secondary chronic or chronic value, not 30 day mean.
[j] Guideline not applicable for site situation.

TABLE 1a: Summary of Analytical Results for Mount Polley, Quesnel Lake and River - Surface Water DRAFT

Sample Location	Sample ID	Sample Date (yyyy mm dd)	Dissolved Metals																												
			Dissolved Aluminum (µg/L)	Dissolved Calcium (mg/L)	Dissolved Iron (µg/L)	Dissolved Magnesium (mg/L)	Dissolved Manganese (µg/L)	Dissolved Potassium (mg/L)	Dissolved Sodium (mg/L)	Antimony (µg/L)	Arsenic (µg/L)	Barium (µg/L)	Beryllium (µg/L)	Boron (µg/L)	Cadmium (µg/L)	Chromium (µg/L)	Cobalt (µg/L)	Copper (µg/L)	Lead (µg/L)	Lithium (µg/L)	Mercury (µg/L)	Molybdenum (µg/L)	Nickel (µg/L)	Selenium (µg/L)	Silver (µg/L)	Thallium (µg/L)	Titanium (µg/L)	Uranium (µg/L)	Vanadium (µg/L)	Zinc (µg/L)
BC Guidelines																															
BCWQG Aquatic Life (AW)[b,c]			100[d]	n/a	350	n/a	n/a	n/a	n/a	n/a	n/a	n/a	n/a	n/a	n/a	n/a	n/a	n/a	n/a	n/a	n/a	n/a	n/a	n/a	n/a	n/a	n/a	n/a	n/a	n/a	n/a
BCWQG Aquatic Life (30day) (AW)[b,c,h]			50[d]	n/a	n/a	n/a	n/a	n/a	n/a	n/a	n/a	n/a	n/a	n/a	n/a	n/a	n/a	n/a	n/a	n/a	n/a	n/a	n/a	n/a	n/a	n/a	n/a	n/a	n/a	n/a	n/a
BCWQG Drinking Water (DW)[b,c]			200	n/a	n/a	n/a	n/a	n/a	n/a	n/a	n/a	n/a	n/a	n/a	n/a	n/a	n/a	n/a	n/a	n/a	n/a	n/a	n/a	n/a	n/a	n/a	n/a	n/a	n/a	n/a	n/a
Canadian Drinking Water Quality (DW)[e]			n/a	n/a	n/a	n/a	n/a	n/a	n/a	n/a	n/a	n/a	n/a	n/a	n/a	n/a	n/a	n/a	n/a	n/a	n/a	n/a	n/a	n/a	n/a	n/a	n/a	n/a	n/a	n/a	n/a
QUL-9	QUL-9	2014 08 06	11.8	16.2	< 30	1.92	2.43	0.525	1.07	< 0.1	0.12	5.71	< 0.1	< 10	< 0.01	< 0.5	< 0.1	0.84	< 0.05	0.52	< 0.05	0.347	< 0.5	< 0.5	< 0.01	< 0.01	< 10	0.126	< 1	< 3
	QUL-9	2014 08 09	10.1	16.5	< 30	1.89	1.2	0.478	0.838	< 0.1	< 0.1	5.43	< 0.1	< 10	< 0.01	< 0.5	< 0.1	0.52	< 0.05	0.59	-	0.302	< 0.5	< 0.5	< 0.01	< 0.01	< 10	0.132	< 1	< 3
	QUL-9	2014 08 10	10.8	16.6	< 30	1.89	1.53	0.491	0.835	< 0.1	0.11	5.44	< 0.1	< 10	< 0.01	< 0.5	< 0.1	0.54	< 0.05	0.52	-	0.293	< 0.5	< 0.5	< 0.01	< 0.01	< 10	0.133	< 1	< 3
	QUL-9	2014 08 12	10.5	15.8	< 30	1.85	0.408	0.488	0.83	< 0.1	< 0.1	5.29	< 0.1	< 10	< 0.01	< 0.5	< 0.1	0.57	< 0.05	0.73	-	0.308	< 0.5	< 0.5	< 0.01	< 0.01	< 10	0.129	< 1	< 3
	QUL-9	2014 08 13	9.4	16	< 30	1.88	3.09	0.544	0.848	< 0.1	0.12	6.14	< 0.1	< 10	< 0.01	< 0.5	< 0.1	0.55	< 0.05	1.06	-	0.313	< 0.5	< 0.5	< 0.01	< 0.01	< 10	0.122	< 1	< 3
	QUL-9X	2014 08 13	9.5	16.1	< 30	1.91	3.89	0.57	0.864	< 0.1	0.1	6.34	< 0.1	< 10	< 0.01	< 0.5	< 0.1	0.67	< 0.05	1.07	-	0.314	< 0.5	< 0.5	< 0.01	< 0.01	< 10	0.123	< 1	< 3
	QA/QC RPD %		*	< 1	*	2	23	5	2	*	*	3	*	*	*	*	*	*	*	*	-	< 1	*	*	*	*	*	< 1	*	*
	QUL-9	2014 08 14	10.4	16.5	< 30	1.91	1.18	0.471	0.821	< 0.1	0.11	5.45	< 0.1	< 10	< 0.01	< 0.5	< 0.1	< 0.5	< 0.05	0.72	-	0.301	< 0.5	< 0.5	< 0.01	< 0.01	< 10	0.128	< 1	< 3
	QUL-9	2014 08 15	10.2	16.6	< 30	1.9	2.82	0.511	0.85	< 0.1	0.12	6.12	< 0.1	< 10	< 0.01	< 0.5	< 0.1	0.58	< 0.05	< 0.5	-	0.322	< 0.5	< 0.5	< 0.01	< 0.01	< 10	0.13	< 1	< 3
	QUL-9	2014 08 16	10.1	16.2	< 30	1.88	0.489	0.464	0.799	< 0.1	0.11	5.4	< 0.1	< 10	< 0.01	< 0.5	< 0.1	< 0.5	< 0.05	0.69	-	0.289	< 0.5	< 0.5	< 0.01	< 0.01	< 10	0.131	< 1	< 3
	QUL-9	2014 08 17	9.8	16.2	< 30	1.91	2.31	0.474	0.8	< 0.1	0.13	5.47	< 0.1	< 10	< 0.01	< 0.5	< 0.1	< 0.5	< 0.05	0.59	-	0.287	< 0.5	< 0.5	< 0.01	< 0.01	< 10	0.131	< 1	< 3
	QUL-9	2014 08 19	10.2	16	< 30	1.87	0.465	0.465	0.815	< 0.1	0.11	5.19	< 0.1	< 10	< 0.01	< 0.5	< 0.1	< 0.5	< 0.05	0.65	-	0.288	< 0.5	< 0.5	< 0.01	< 0.01	< 10	0.13	< 1	< 3
	QUL-9X	2014 08 19	9.9	16.5	< 30	1.9	0.432	0.442	0.766	< 0.1	< 0.1	4.88	< 0.1	< 10	< 0.01	< 0.5	< 0.1	< 0.5	< 0.05	0.73	-	0.288	< 0.5	< 0.5	< 0.01	< 0.01	< 10	0.135	< 1	< 3
	QA/QC RPD %		*	3	*	2	7	5	6	*	*	6	*	*	*	*	*	*	*	*	-	0	*	*	*	*	*	4	*	*
	QUL9	2014 08 22	11	16.9	< 30	1.94	0.958	0.481	0.843	< 0.1	0.1	5.43	< 0.1	< 10	< 0.01	< 0.5	< 0.1	0.65	< 0.05	0.87	-	0.28	< 0.5	< 0.5	< 0.01	< 0.01	< 10	0.133	< 1	< 3
QUL-10	QUL-10	2014 08 06	11.4	16	< 30	1.91	0.813	0.506	1.06	< 0.1	0.1	5.19	< 0.1	< 10	< 0.01	< 0.5	< 0.1	0.69	< 0.05	< 0.5	< 0.05	0.328	< 0.5	< 0.5	< 0.01	< 0.01	< 10	0.129	< 1	< 3
QUL-11	QUL-11-0M	2014 08 07	9.8	16.5	< 30	1.95	4.34	0.558	0.975	< 0.1	0.13	6.44	< 0.1	< 10	< 0.01	< 0.5	< 0.1	0.88	< 0.05	< 0.5	-	0.412	< 0.5	< 0.5	< 0.01	< 0.01	< 10	0.131	< 1	< 3
	QUL-11-5M	2014 08 07	9.6	16.1	< 30	1.89	0.239	0.455	0.956	< 0.1	< 0.1	5.24	< 0.1	< 10	< 0.01	< 0.5	< 0.1	0.51	< 0.05	< 0.5	-	0.291	< 0.5	< 0.5	< 0.01	< 0.01	< 10	0.137	< 1	< 3
	QUL-11-5MX	2014 08 07	9.6	16.3	< 30	1.9	0.279	0.455	0.913	< 0.1	0.11	5.29	< 0.1	< 10	< 0.01	< 0.5	< 0.1	0.76	< 0.05	< 0.5	-	0.28	< 0.5	< 0.5	< 0.01	< 0.01	< 10	0.133	< 1	< 3
	QA/QC RPD %		*	1	*	< 1	*	0	5	*	*	< 1	*	*	*	*	*	*	*	*	-	4	*	*	*	*	*	3	*	*
	QUL-11-10M	2014 08 07	7.4	17.1	< 30	1.99	0.602	0.47	0.989	< 0.1	0.12	5.39	< 0.1	< 10	< 0.01	< 0.5	< 0.1	0.57	< 0.05	0.56	-	0.276	< 0.5	< 0.5	< 0.01	< 0.01	< 10	0.144	< 1	< 3
	QUL-11-15M	2014 08 07	6.3	18	< 30	2.07	0.214	0.467	0.988	< 0.1	< 0.1	5.08	< 0.1	< 10	< 0.01	< 0.5	< 0.1	< 0.5	< 0.05	0.66	-	0.256	< 0.5	< 0.5	< 0.01	< 0.01	< 10	0.151	< 1	< 3
	QUL-11-20M	2014 08 07	5.2	18.1	< 30	2.08	0.71	0.46	0.964	< 0.1	< 0.1	5.17	< 0.1	< 10	< 0.01	< 0.5	< 0.1	< 0.5	< 0.05	0.79	-	0.264	< 0.5	< 0.5	< 0.01	< 0.01	< 10	0.153	< 1	< 3
	QUL-11-24M	2014 08 07	5.1	18.1	< 30	2.08	1.18	0.468	1.03	< 0.1	< 0.1	5.31	< 0.1	< 10	< 0.01	< 0.5	< 0.1	0.5	< 0.05	0.97	-	0.283	< 0.5	< 0.5	< 0.01	< 0.01	< 10	0.156	< 1	< 3
QUL-12	QUL-12-0M	2014 08 07	12.4	16.7	< 30	1.94	6.45	0.556	1.02	< 0.1	0.13	7.42	< 0.1	< 10	< 0.01	< 0.5	< 0.1	1.7	< 0.05	0.74	-	0.413	< 0.5	< 0.5	< 0.01	< 0.01	< 10	0.134	< 1	< 3
	QUL-12-5M	2014 08 07	10.2	16.3	< 30	1.9	0.174	0.453	0.912	< 0.1	< 0.1	5.15	< 0.1	< 10	< 0.01	< 0.5	< 0.1	< 0.5	< 0.05	0.81	-	0.29	< 0.5	< 0.5	< 0.01	< 0.01	< 10	0.135	< 1	< 3
	QUL-12-10M	2014 08 07	8	17.1	< 30	1.98	0.459	0.459	0.927	< 0.1	0.1	5.44	< 0.1	< 10	< 0.01	< 0.5	< 0.1	0.51	< 0.05	0.84	-	0.274	< 0.5	< 0.5	< 0.01	< 0.01	< 10	0.142	< 1	< 3
	QUL-12-15M	2014 08 07	6.7	17.8	< 30	2.04	0.522	0.466	1.03	< 0.1	0.11	5.34	< 0.1	< 10	< 0.01	< 0.5	< 0.1	0.67	< 0.05	0.72	-	0.275	< 0.5	< 0.5	< 0.01	< 0.01	< 10	0.149	< 1	< 3
	QUL-12-20M	2014 08 07	5.5	18	< 30	2.05	0.496	0.471	0.997	< 0.1	< 0.1	5.13	< 0.1	< 10	< 0.01	< 0.5	< 0.1	< 0.5	< 0.05	0.79	-	0.266	< 0.5	< 0.5	< 0.01	< 0.01	< 10	0.152	< 1	< 3
QUL-13	QUL-13-0M	2014 08 07	11	16.1	< 30	1.88	2.03	0.49	1	< 0.1	0.11	5.94	< 0.1	< 10	< 0.01	< 0.5	< 0.1	0.79	< 0.05	0.8	-	0.32	< 0.5	< 0.5	< 0.01	< 0.01	< 10	0.132	< 1	< 3
	QUL-13-5M	2014 08 07	10.4	16.2	< 30	1.87	0.158	0.461	0.904	< 0.1	< 0.1	5.21	< 0.1	< 10	< 0.01	< 0.5	< 0.1	< 0.5	< 0.05	0.81	-	0.272	< 0.5	< 0.5	< 0.01	< 0.01	< 10	0.139	< 1	< 3
	QUL-13-10M	2014 08 07	8.2	16.7	< 30	1.95	0.275	0.469	0.953	< 0.1	0.11	5.27	< 0.1	< 10	< 0.01	< 0.5	< 0.1	< 0.5	< 0.05	0.89	-	0.273	< 0.5	< 0.5	< 0.01	< 0.01	< 10	0.14	< 1	< 3
	QUL-13-15M	2014 08 07	6.1	17.7	< 30	2.03	0.287	0.47	0.986	< 0.1	0.1	5.08	< 0.1	< 10	< 0.01	< 0.5	< 0.1	0.57	< 0.05	0.87	-	0.273	< 0.5	< 0.5	< 0.01	< 0.01	< 10	0.15	< 1	< 3
	QUL-13-20M	2014 08 07	6.1	16.9	< 30	1.95	0.342	0.478	1	< 0.1	< 0.1	5.11	< 0.1	< 10	< 0.01	< 0.5	< 0.1	0.57	< 0.05	0.8	-	0.269	< 0.5	< 0.5	< 0.01	< 0.01	< 10	0.15	< 1	< 3
QUL-14	QUL-14-0M	2014 08 07	11.1	16.3	< 30	1.92	6.63	0.576	0.991	< 0.1	0.14	6.99	< 0.1	< 10	< 0.01	< 0.5	< 0.1	1.38	< 0.05	0.65	-	0.386	< 0.5	< 0.5	< 0.01	< 0.01	< 10	0.125	< 1	< 3
	QUL-14-3M	2014 08 07	12.3	16.1	< 30	1.87	0.934	0.478	0.937	< 0.1	< 0.1	5.42	< 0.1	< 10	< 0.01	< 0.5	< 0.1	0.59	< 0.05	0.65	-	0.299	< 0.5	< 0.5	< 0.01	< 0.01	< 10	0.136	< 1	< 3
QUL-15	QUL-15-0M	2014 08 07	28.6	16.4	< 30	1.95	6.24	0.59	1	< 0.1	0.3	6.82	< 0.1	< 10	< 0.01	< 0.5	< 0.1	1.33	< 0.05	0.75	-	0.374	< 0.5	< 0.5	< 0.01	< 0.01	< 10	0.133	< 1	< 3
	QUL-15-4.5M	2014 08 07	10.3	16.2	< 30	1.89	0.405	0.47	0.901	< 0.1	0.1	5.19	< 0.1	< 10	< 0.01	< 0.5	< 0.1	0.51	< 0.05	0.75	-	0.277	< 0.5	< 0.5	< 0.01	< 0.01	< 10	0.137	< 1	< 3
QUL-16	QUL-16-0M	2014 08 07	11.1	16.2	< 30	1.9	2.18	0.505	0.92	< 0.1	0.13	5.71	< 0.1	< 10	< 0.01	< 0.5	< 0.1	0.64	< 0.05	0.8	-	0.315	< 0.5	< 0.5	< 0.01	< 0.01	< 10	0.133	< 1	< 3
	QUL-16-4.5M	2014 08 07	10.4	16.1	< 30	1.89	0.864	0.49	0.919	< 0.1	0.13	5.36	< 0.1	< 10	< 0.01	< 0.5	< 0.1	0.58	< 0.05	0.78	-	0.29	< 0.5	< 0.5	< 0.01	< 0.01	< 10	0.133	< 1	< 3

Associated ALS files: L1498519, L1498533, L1499166, L1499203, L1499703, L1499707, L1499710, L1499926, L1499947, L1500619, L1501501, L1501518, L1502349, L1502364, L1502370, L1502388, L1503057, L1503061, L1503079, L1503910, L1503913, L1503928, L1503932, L1503933, L1503934, L1504180, L1504213, L1504220, L1504251, L1504261, L1504997, L1505918, L1506551, L1506571, L1506577, L1506586, L1500164, L1502370, L1506989, L1506996, L1507001, L1507291, L1507298, L1506992, L1507259, L1507347, L1507948, L1507972, L1507977, L1508637, L1508673, L1509507, L1508649, L1509597, L1510231, L1510268, L1510289, L1510741, L1510746, L1511190, L1511225, L1511232, L1511817, L1511758, L1511787, L1511850, L1511886, L1511905, L1512681, L1512726, L1513326, L1513353, L1513820, L1513828, L1514716, L1514724, L1514735, L1514765, L1507963, L1514731, L1514737, L1515541, L1515553, L1515572, L1518945, L1516292, L1516846, L1516856, L1517429, L1517430, L1517431, L1517432, L1518138, L1518251, L1518254, L1518260, L1518267, L1518976, L1519008, L1519837, L1519791, L1520433, L1520459, L1520931.

All terms defined within the body of SNC-Lavalin's report (available upon request).

< Denotes concentration less than indicated detection limit or RPD less than indicated value.

- Denotes analysis not conducted.

n/a Denotes no applicable standard.

* RPDs are not normally calculated where one or more concentrations are less than five times MDL.

SHADED Concentration greater than BCWQG Aquatic Life (AW) guideline.

BOLD Concentration greater than BCWQG Drinking Water (DW) guideline.

SHADED Concentration greater than BCWQG Aquatic Life (30day) (AW) guideline.

BOLD Concentration greater than or equal to Canadian Drinking Water Quality (DW) guideline.

[a] Laboratory detection limit out of range.

[b] British Columbia Approved Water Quality Guidelines 2006 Edition, updated 2014.

[c] A Compendium of Working Water Quality Guidelines for British Columbia, updated August 2006.

[d] Guideline varies with pH, and/or either Temperature or Hardness or chloride

[e] Health Canada Drinking Water Guidelines, 2012.

[f] Guideline for Nitrate applied.

[g] The total phosphorus guideline is a measure of lake productivity and is based on spring overturn or an average of summer samples and is not applicable to single sample results at this point in time.

[h] Calculated based on an individual sample basis, not average of 30 day results.

[i] Secondary chronic or chronic value, not 30 day mean.

[j] Guideline not applicable for site situation.

TABLE 1a: Summary of Analytical Results for Mount Polley, Quesnel Lake and River - Surface Water DRAFT

Sample Location	Sample ID	Sample Date (yyyy mm dd)	Total Metals																													
			Aluminum (µg/L)	Antimony (µg/L)	Arsenic (µg/L)	Barium (µg/L)	Beryllium (µg/L)	Bismuth (µg/L)	Boron (µg/L)	Cadmium (µg/L)	Calcium (µg/L)	Chromium (µg/L)	Cobalt (µg/L)	Copper (µg/L)	Iron (µg/L)	Lead (µg/L)	Lithium (µg/L)	Magnesium (µg/L)	Manganese (µg/L)	Mercury (µg/L)	Molybdenum (µg/L)	Nickel (µg/L)	Potassium (µg/L)	Selenium (µg/L)	Silicon (µg/L)	Silver (µg/L)	Sodium (µg/L)	Thallium (µg/L)	Tin (µg/L)	Titanium (µg/L)	Uranium (µg/L)	Vanadium (µg/L)	Zinc (µg/L)
BC Guidelines																																
BCWQG Aquatic Life (AW)[b,c]			n/a	20	5	5,000	n/a	n/a	1,200	0.016-0.055[d]	n/a	1 (Cr(+6))	110	6.0-19.3[d]	1,000	27.3-177.4[d]	870	n/a	1001-2568[d]	Methyl mercury analysis in progress	2,000	25-150[d]	373,000-432,000	2	n/a	0.1-3.0[d]	n/a	0.3	n/a	2,000	300	6	33-103.5[d]
BCWQG Aquatic Life (30day) (AW)[b,c,h]			n/a	n/a	n/a	1,000	5.3[i]	n/a	n/a	n/a	n/a	n/a	4	2-7.4[d]	n/a	4.4-10.2[d]	14[i]	n/a	791.1-1415[d]		1,000	n/a	n/a	n/a	n/a	0.05-1.5[d]	n/a	n/a	n/a	n/a	n/a	n/a	7.5-78[d]
BCWQG Drinking Water (DW)[b,c]			n/a	14	25	n/a	4	n/a	5,000	n/a	n/a	n/a	n/a	500	n/a	50	n/a	n/a	n/a	1	250	n/a	n/a	10	n/a	n/a	n/a	2	n/a	n/a	n/a	n/a	5,000
Canadian Drinking Water Quality (DW)[e]			100	6	10	1,000	n/a	n/a	5,000	5	n/a	50	n/a	1,000	300	10	n/a	n/a	50	1	n/a	n/a	n/a	10	n/a	n/a	200,000	n/a	n/a	n/a	20	n/a	5,000
QUL-9	QUL-9	2014 08 06	93.8	< 0.1	0.15	6.48	< 0.1	< 0.5	< 10	< 0.01	16,200	< 0.5	< 0.1	**2.38**	80	< 0.05	0.59	1,980	4.3	< 0.05	0.333	< 0.5	534	< 0.5	1,770	< 0.01	893	< 0.01	< 0.1	< 10	0.135	< 1	< 3
	QUL-9	2014 08 09	31.4	< 0.1	0.13	5.75	< 0.1	< 0.5	< 10	< 0.01	16,200	< 0.5	< 0.1	1.09	< 30	< 0.05	0.63	1,910	2.59	< 0.05	0.33	< 0.5	496	< 0.5	1,600	< 0.01	841	< 0.01	< 0.1	< 10	0.142	< 1	< 3
	QUL-9	2014 08 10	22.7	< 0.1	0.12	5.35	< 0.1	< 0.5	< 10	< 0.01	15,600	< 0.5	< 0.1	0.78	< 30	< 0.05	< 0.5	1,790	1.84	< 0.05	0.31	< 0.5	491	< 0.5	1,530	< 0.01	851	< 0.01	< 0.1	< 10	0.132	< 1	< 3
	QUL-9	2014 08 12	17.2	< 0.1	0.13	5.28	< 0.1	< 0.5	< 10	< 0.01	16,100	< 0.5	< 0.1	0.73	< 30	< 0.05	0.77	1,900	1.61	< 0.05	0.323	< 0.5	488	< 0.5	1,600	< 0.01	849	< 0.01	< 0.1	< 10	0.138	< 1	< 3
	QUL-9	2014 08 13	20.8	< 0.1	0.16	6.28	< 0.1	< 0.5	< 10	< 0.01	16,300	< 0.5	< 0.1	0.93	30	< 0.05	0.76	1,950	5.69	< 0.05	0.325	< 0.5	560	< 0.5	1,640	< 0.01	861	< 0.01	< 0.1	< 10	0.13	< 1	< 3
	QUL-9X	2014 08 13	28.9	< 0.1	0.15	6.52	< 0.1	< 0.5	< 10	< 0.01	16,700	< 0.5	< 0.1	1.1	38	< 0.05	0.85	1,990	6.04	< 0.05	0.332	< 0.5	579	< 0.5	1,690	< 0.01	880	< 0.01	< 0.1	< 10	0.131	< 1	< 3
	QA/QC RPD %		33	*	*	4	*	*	*	*	2	*	*	*	*	*	*	2	*	*	2	*	3	*	3	*	2	*	*	*	< 1	*	*
	QUL-9	2014 08 14	17.1	< 0.1	0.12	5.52	< 0.1	< 0.5	< 10	< 0.01	16,300	< 0.5	< 0.1	0.7	< 30	< 0.05	0.62	1,910	2.2	-	0.33	< 0.5	489	< 0.5	1,620	< 0.01	844	< 0.01	< 0.1	< 10	0.139	< 1	< 3
	QUL-9	2014 08 15	43.1	< 0.1	0.17	6.35	< 0.1	< 0.5	< 10	< 0.01	16,500	< 0.5	< 0.1	1.61	44	< 0.05	< 0.5	1,940	4.36	-	0.339	< 0.5	539	< 0.5	1,700	< 0.01	883	< 0.01	< 0.1	< 10	0.136	< 1	< 3
	QUL-9	2014 08 16	15.8	< 0.1	0.13	5.48	< 0.1	< 0.5	< 10	< 0.01	16,300	< 0.5	< 0.1	0.6	< 30	< 0.05	< 0.5	1,900	1.34	-	0.321	< 0.5	467	< 0.5	1,560	< 0.01	814	< 0.01	< 0.1	< 10	0.138	< 1	< 3
	QUL-9	2014 08 17	19.1	< 0.1	0.14	5.69	< 0.1	< 0.5	< 10	< 0.01	16,000	< 0.5	< 0.1	< 3[a]	< 30	0.065	0.69	1,900	2.59	-	0.32	< 0.5	496	< 0.5	1,560	< 0.01	843	< 0.01	< 0.1	< 10	0.143	< 1	< 3
	QUL-9	2014 08 19	14	< 0.1	0.12	4.96	< 0.1	< 0.5	< 10	< 0.01	16,500	< 0.5	< 0.1	0.65	< 30	< 0.05	0.99	1,930	1.06	-	0.304	< 0.5	448	< 0.5	1,560	< 0.01	783	< 0.01	< 0.1	< 10	0.142	< 1	< 3
	QUL-9X	2014 08 19	15.2	< 0.1	0.12	5.36	< 0.1	< 0.5	< 10	< 0.01	16,600	< 0.5	< 0.1	0.54	< 30	< 0.05	0.8	1,930	1.14	-	0.305	< 0.5	479	< 0.5	1,570	< 0.01	851	< 0.01	< 0.1	< 10	0.142	< 1	< 3
	QA/QC RPD %		*	*	*	8	*	*	*	*	< 1	*	*	*	*	*	*	0	*	-	< 1	*	7	*	< 1	*	8	*	*	*	0	*	*
	QUL9	2014 08 22	79.5	< 0.1	0.15	7.13	< 0.1	< 0.5	< 10	< 0.01	16,500	< 0.5	< 0.1	**3.17**	75	< 0.05	0.77	1,940	5.01	-	0.33	< 0.5	523	< 0.5	1,660	< 0.01	872	< 0.01	< 0.1	< 10	0.145	< 1	< 3
QUL-10	QUL-10	2014 08 06	26.6	< 0.1	0.13	5.44	< 0.1	< 0.5	< 10	< 0.01	16,200	< 0.5	< 0.1	0.73	< 30	< 0.05	< 0.5	1,980	1.79	< 0.05	0.326	< 0.5	501	< 0.5	1,650	< 0.01	896	< 0.01	< 0.1	< 10	0.136	< 1	< 3
QUL-11	QUL-11-0M	2014 08 07	***142***	< 0.1	0.21	8.11	< 0.1	< 0.5	< 10	< 0.01	16,200	< 0.5	0.1	**4.03**	111	0.057	< 0.5	2,000	7.75	< 0.05	0.399	0.59	601	< 0.5	1,840	< 0.01	912	< 0.01	< 0.1	< 10	0.134	< 1	< 3
	QUL-11-5M	2014 08 07	30.9	< 0.1	0.14	5.44	< 0.1	< 0.5	< 10	< 0.01	16,000	< 0.5	< 0.1	0.84	< 30	< 0.05	< 0.5	1,920	1.46	< 0.05	0.291	< 0.5	477	< 0.5	1,590	< 0.01	824	< 0.01	< 0.1	< 10	0.14	< 1	< 3
	QUL-11-5MX	2014 08 07	28.2	< 0.1	0.14	5.56	< 0.1	< 0.5	< 10	< 0.01	16,000	< 0.5	< 0.1	1.23	< 30	< 0.05	< 0.5	1,910	1.52	< 0.05	0.284	< 0.5	475	< 0.5	1,580	< 0.01	816	< 0.01	< 0.1	< 10	0.139	< 1	< 3
	QA/QC RPD %		9	*	*	2	*	*	*	*	0	*	*	*	*	*	*	< 1	*	*	2	*	< 1	*	< 1	*	< 1	*	*	*	< 1	*	*
	QUL-11-10M	2014 08 07	79.5	< 0.1	0.15	6.37	< 0.1	< 0.5	< 10	< 0.01	17,000	< 0.5	< 0.1	1.96	73	< 0.05	< 0.5	2,050	3.49	< 0.05	0.298	< 0.5	503	< 0.5	1,810	< 0.01	886	< 0.01	< 0.1	< 10	0.148	< 1	< 3
	QUL-11-15M	2014 08 07	26	< 0.1	0.12	5.26	< 0.1	< 0.5	< 10	< 0.01	17,400	< 0.5	< 0.1	0.85	< 30	< 0.05	0.58	2,040	1.4	< 0.05	0.266	< 0.5	471	< 0.5	1,680	< 0.01	885	< 0.01	< 0.1	< 10	0.154	< 1	< 3
	QUL-11-20M	2014 08 07	48	< 0.1	0.15	5.77	< 0.1	< 0.5	< 10	< 0.01	18,000	< 0.5	< 0.1	1.28	52	< 0.05	0.68	2,110	2.48	< 0.05	0.281	< 0.5	499	< 0.5	1,790	< 0.01	925	< 0.01	< 0.1	< 10	0.161	< 1	< 3
	QUL-11-24M	2014 08 07	59.9	< 0.1	0.14	6.13	< 0.1	< 0.5	< 10	< 0.01	18,200	< 0.5	< 0.1	1.38	62	< 0.05	0.72	2,140	3.3	< 0.05	0.302	< 0.5	501	< 0.5	1,830	< 0.01	935	< 0.01	< 0.1	< 10	0.167	< 1	< 3
QUL-12	QUL-12-0M	2014 08 07	***783***	< 0.1	0.41	17.7	< 0.1	< 0.5	< 10	< 0.01	17,100	< 0.5	0.55	**19.9**	***595***	0.234	1.23	2,390	23.4	< 0.05	0.483	0.77	842	< 0.5	3,320	< 0.01	1,110	< 0.01	< 0.1	38	0.163	2	3.6
	QUL-12-5M	2014 08 07	23.3	< 0.1	0.13	5.48	< 0.1	< 0.5	< 10	< 0.01	16,400	< 0.5	< 0.1	0.8	< 30	< 0.05	0.61	1,930	1.27	< 0.05	0.281	< 0.5	473	< 0.5	1,600	< 0.01	824	< 0.01	< 0.1	< 10	0.142	< 1	< 3
	QUL-12-10M	2014 08 07	58.2	< 0.1	0.16	6.13	< 0.1	< 0.5	< 10	< 0.01	17,100	< 0.5	< 0.1	1.44	55	< 0.05	0.71	2,020	2.63	< 0.05	0.287	< 0.5	496	< 0.5	1,760	< 0.01	893	< 0.01	< 0.1	< 10	0.152	< 1	< 3
	QUL-12-15M	2014 08 07	56.1	< 0.1	0.14	5.95	< 0.1	< 0.5	< 10	< 0.01	17,800	< 0.5	< 0.1	1.57	50	< 0.05	0.63	2,100	2.28	< 0.05	0.286	< 0.5	501	< 0.5	1,800	< 0.01	903	< 0.01	< 0.1	< 10	0.156	< 1	< 3
	QUL-12-20M	2014 08 07	42.2	< 0.1	0.14	5.81	< 0.1	< 0.5	< 10	< 0.01	18,200	< 0.5	< 0.1	1.21	43	< 0.05	0.58	2,120	2.08	< 0.05	0.275	< 0.5	492	< 0.5	1,800	< 0.01	921	< 0.01	< 0.1	< 10	0.159	< 1	< 3
QUL-13	QUL-13-0M	2014 08 07	***164***	< 0.1	0.19	7.74	< 0.1	< 0.5	< 10	< 0.01	16,000	< 0.5	0.11	**4.34**	125	0.056	0.73	1,960	5.88	< 0.05	0.339	< 0.5	544	< 0.5	1,860	< 0.01	872	< 0.01	< 0.1	< 10	0.143	< 1	< 3
	QUL-13-5M	2014 08 07	22.4	< 0.1	0.12	5.42	< 0.1	< 0.5	< 10	< 0.01	15,900	< 0.5	< 0.1	0.71	< 30	< 0.05	0.69	1,870	1.16	< 0.05	0.277	< 0.5	465	< 0.5	1,550	< 0.01	803	< 0.01	< 0.1	< 10	0.142	< 1	< 3
	QUL-13-10M	2014 08 07	39.2	< 0.1	0.13	5.62	< 0.1	< 0.5	< 10	< 0.01	16,300	< 0.5	< 0.1	1.09	37	< 0.05	0.5	1,930	1.77	< 0.05	0.286	< 0.5	473	< 0.5	1,650	< 0.01	836	< 0.01	< 0.1	< 10	0.147	< 1	< 3
	QUL-13-15M	2014 08 07	66.2	< 0.1	0.14	6.1	< 0.1	< 0.5	< 10	< 0.01	17,300	< 0.5	< 0.1	1.84	58	< 0.05	0.77	2,050	2.5	< 0.05	0.276	< 0.5	482	< 0.5	1,780	< 0.01	884	< 0.01	< 0.1	< 10	0.16	< 1	< 3
	QUL-13-20M	2014 08 07	36.2	< 0.1	0.12	5.43	< 0.1	< 0.5	< 10	< 0.01	17,800	< 0.5	< 0.1	1.04	36	< 0.05	0.59	2,070	1.81	< 0.05	0.278	< 0.5	488	< 0.5	1,750	< 0.01	909	< 0.01	< 0.1	< 10	0.156	< 1	< 3
QUL-14	QUL-14-0M	2014 08 07	***449***	< 0.1	0.3	12.6	< 0.1	< 0.5	< 10	< 0.01	16,400	< 0.5	0.31	**11.8**	***348***	0.134	0.8	2,160	16.2	< 0.05	0.42	0.67	717	< 0.5	2,520	< 0.01	963	< 0.01	< 0.1	23	0.148	1.2	< 3
	QUL-14-3M	2014 08 07	55.9	< 0.1	0.13	5.89	< 0.1	< 0.5	< 10	< 0.01	15,600	< 0.5	< 0.1	1.72	46	< 0.05	0.55	1,850	2.76	< 0.05	0.295	< 0.5	499	< 0.5	1,600	< 0.01	814	< 0.01	< 0.1	< 10	0.137	< 1	< 3
QUL-15	QUL-15-0M	2014 08 07	***139***	< 0.1	0.19	8.57	< 0.1	< 0.5	< 10	< 0.01	16,000	< 0.5	< 0.1	**4.22**	108	< 0.05	0.6	1,980	9.05	< 0.05	0.373	< 0.5	620	< 0.5	1,850	< 0.01	901	< 0.01	< 0.1	< 10	0.137	< 1	< 3
	QUL-15-4.5M	2014 08 07	54.3	< 0.1	0.14	5.87	< 0.1	< 0.5	< 10	< 0.01	16,000	< 0.5	< 0.1	1.34	53	< 0.05	0.59	1,910	2.21	< 0.05	0.303	< 0.5	483	< 0.5	1,640	< 0.01	813	< 0.01	< 0.1	< 10	0.143	< 1	< 3
QUL-16	QUL-16-0M	2014 08 07	47.3	< 0.1	0.15	6.18	< 0.1	< 0.5	< 10	< 0.01	16,200	< 0.5	< 0.1	1.84	41	0.07	0.57	1,930	3.31	< 0.05	0.322	< 0.5	668	< 0.5	1,640	< 0.01	998	< 0.01	0.16	< 10	0.138	< 1	3.2
	QUL-16-4.5M	2014 08 07	30.2	< 0.1	0.14	5.71	< 0.1	< 0.5	< 10	< 0.01	15,800	< 0.5	< 0.1	0.86	< 30	< 0.05	0.57	1,880	1.86	< 0.05	0.283	< 0.5	487	< 0.5	1,570	< 0.01	825	< 0.01	< 0.1	< 10	0.137	< 1	< 3

Associated ALS files: L1498519, L1498533, L1499166, L1499203, L1499703, L1499707, L1499710, L1499926, L1499947, L1500619, L1501501, L1501518, L1502349, L1502364, L1502370, L1502388, L1503057, L1503061, L1503079, L1503910, L1503913, L1503928, L1503932, L1503933, L1503934, L1504180, L1504213, L1504220, L1504251, L1504261, L1504997, L1505918, L1506551, L1506571, L1506577, L1506586, L1500164, L1502370, L1506989, L1506996, L1507001, L1507291, L1507298, L1506992, L1507259, L1507347, L1507948, L1507972, L1507977, L1508637, L1508673, L1509507, L1508649, L1509597, L1510231, L1510268, L1510289, L1510741, L1510746, L1511190, L1511225, L1511232, L1511817, L1511758, L1511787, L1511850, L1511886, L1511905, L1512681, L1512726, L1513326, L1513353, L1513820, L1513828, L1514716, L1514724, L1514735, L1514765, L1507963, L1514731, L1514737, L1515541, L1515553, L1515572, L1518945, L1516292, L1516846, L1516856, L1517429, L1517430, L1517431, L1517432, L1518138, L1518251, L1518254, L1518260, L1518267, L1518976, L1519008, L1519837, L1519791, L1520433, L1520459, L1520931.

All terms defined within the body of SNC-Lavalin's report (available upon request).

< Denotes concentration less than indicated detection limit or RPD less than indicated value.

- Denotes analysis not conducted.

n/a Denotes no applicable standard.

* RPDs are not normally calculated where one or more concentrations are less than five times MDL.

SHADED Concentration greater than BCWQG Aquatic Life (AW) guideline.

BOLD Concentration greater than BCWQG Drinking Water (DW) guideline.

SHADED Concentration greater than BCWQG Aquatic Life (30day) (AW) guideline.

BOLD Concentration greater than or equal to Canadian Drinking Water Quality (DW) guideline.

[a] Laboratory detection limit out of range.

[b] British Columbia Approved Water Quality Guidelines 2006 Edition, updated 2014.

[c] A Compendium of Working Water Quality Guidelines for British Columbia, updated August 2006.

[d] Guideline varies with pH, and/or either Temperature or Hardness or chloride

[e] Health Canada Drinking Water Guidelines, 2012.

[f] Guideline for Nitrate applied.

[g] The total phosphorus guideline is a measure of lake productivity and is based on spring overturn or an average of summer samples and is not applicable to single sample results at this point in time.

[h] Calculated based on an individual sample basis, not average of 30 day results.

[i] Secondary chronic or chronic value, not 30 day mean.

[j] Guideline not applicable for site situation.

TABLE 1a: Summary of Analytical Results for Mount Polley, Quesnel Lake and River - Surface Water DRAFT

Sample Location	Sample ID	Sample Date (yyyy mm dd)	Physical Parameters									Total Inorganics												
			Hardness (mg/L)	pH (field) (pH)	pH (pH)	Temperature (field) (C)	Turbidity (NTU)	Conductivity (µS/cm)	TDS (mg/L)	TSS (mg/L)	DOC (mg/L)	Total Kjeldahl Nitrogen (N) (mg/L)	Total Nitrogen (N) (mg/L)	Ammonia Nitrogen (µg/L)	Nitrate Nitrogen (µg/L)	Nitrite Nitrogen (µg/L)	Nitrate+Nitrite Nitrogen (µg/L)	Chloride (mg/L)	Fluoride (µg/L)	Sulphate (mg/L)	Total Alkalinity (as CaCO3) (mg/L)	Bromide (mg/L)	Ortho-phosphate (mg/L)	Total Phosphorus[g] (mg/L)
BC Guidelines																								
BCWQG Aquatic Life (AW)[b,c]			n/a	6.5-9.0	6.5-9.0		Change of 8	n/a	n/a	Change of 25	n/a	n/a	n/a	5,680-18,400[d]	32,800	60-120[d]	32,800[f]	600	988.2-1579[d]	n/a	n/a	n/a	n/a	0.005-0.015
BCWQG Aquatic Life (30day) (AW)[b,c,h]			n/a	n/a	n/a	+/-1 Degree change from ambient	Change of 2	n/a	n/a	Change of 5	+20% of median background	n/a	n/a	1,090-1,770[d]	3,000	20-40[d]	3,000[f]	150	n/a	128-429[d]	n/a	n/a	n/a	n/a
BCWQG Drinking Water (DW)[b,c]			n/a	6.5-8.5	6.5-8.5	n/a[i]	Change of 1	n/a	n/a	n/a	n/a	n/a	n/a	n/a	10,000	1,000	10,000[f]	250	1,000	500	n/a	n/a	n/a	0.01
Canadian Drinking Water Quality (DW)[e]			n/a	6.5-8.5	6.5-8.5	n/a[i]	n/a[i]	n/a	500	n/a	n/a	n/a	n/a	n/a	10,000	1,000	n/a	250	1,500	500	n/a	n/a	n/a	n/a
QUL-17	QUL-17	2014 08 08	48.7	8.01	7.97	17.3	1.31	95.5	60	< 3	2.45	-	0.122	< 5	65.1	< 1	-	< 0.5	34	5.51	44.2	-	< 0.001	< 0.002[a]
	QUL-17	2014 08 09	48.6	7.86	7.88	18.2	0.44	96.3	66	< 3	2.31	-	0.135	< 5	63	< 1	-	< 0.5	34	5.49	42.9	-	< 0.001	< 0.002[a]
	QUL-17	2014 08 11	48	7.97	7.91	20.2	0.41	97.5	64	< 3	2.36	-	0.133	< 5	52.4	< 1	-	< 0.5	34	5.68	43.3	-	< 0.001	**0.0024**
	QUL-17	2014 08 12	47	8.01	7.97	20.6	0.44	95.6	64	< 3	1.91	-	0.135	< 5	49.5	< 1	-	< 0.5	36	5.65	44	-	0.0013	< 0.002[a]
	QUL-17	2014 08 13	47.5	-	7.99	20.6	0.39	97.8	58	< 3	2.15	-	0.12	< 5	42.7	< 1	-	< 0.5	33	5.63	44.5	-	< 0.001	< 0.002[a]
	QUL-17	2014 08 14	49.4	7.95	7.95	20.9	0.29	97.5	63	< 3	2.11	-	0.107	< 5	43	< 1	-	< 0.5	36	5.63	44.2	-	< 0.001	**0.0024**
	QUL-17X	2014 08 14	48.5	7.95	7.95	20.9	0.26	97.8	66	< 3	2.15	-	0.111	< 5	43	< 1	-	< 0.5	36	5.65	44.3	-	< 0.001	< 0.002[a]
	QA/QC RPD %		2	0	0	0	*	< 1	5	*	*	-	*	*	0	*	-	*	*	< 1	< 1	-	*	*
	QUL-17	2014 08 15	48.4	8.13	7.98	21.0	0.25	96.2	66	< 3	1.92	-	0.103	< 5	41.1	< 1	-	< 0.5	36	5.63	43.7	-	< 0.001	< 0.002[a]
	QUL-17	2014 08 16	48.6	8.12	7.95	20.6	0.52	95.6	56	< 3	2.04	-	0.117	< 5	46	< 1	-	< 0.5	36	5.62	42.5	-	< 0.001	< 0.002[a]
	QUL-17	2014 08 17	47.9	7.78	7.97	21.1	0.36	96.5	62	< 3	2.32	-	0.122	< 5	40.8	< 1	-	< 0.5	34	5.64	43.6	-	< 0.001	< 0.002[a]
QUL-18	QUL-18-0M	2014 08 08	48.6	8.03	7.95	16.9	0.38	95.4	64	< 3	2.07	-	0.129	< 5	68.9	< 1	-	< 0.5	34	5.5	44	-	< 0.001	< 0.002[a]
	QUL-18-8M	2014 08 08	50.7	7.92	7.97	8.8	0.58	98.9	68	< 3	1.92	-	0.153	< 5	99.3	< 1	-	< 0.5	35	5.66	46.1	-	< 0.001	< 0.002[a]
	QUL-18-30M	2014 08 08	54.6	7.65	7.95	4.5	0.96	107	69	< 3	1.89	-	0.185	< 5	143	< 1	-	< 0.5	36	6.11	49.3	-	< 0.001	< 0.002[a]
	QUL-18-0M	2014 08 09	48.6	7.93	7.81	16.5	0.64	94.4	68	< 3	2.03	-	0.143	< 5	64.4	< 1	-	< 0.5	35	5.53	42.8	-	< 0.001	< 0.002[a]
	QUL-18-8M	2014 08 09	49.8	7.85	7.87	11.8	0.37	97.1	73	< 3	2.01	-	0.158	< 5	87.7	< 1	-	< 0.5	34	5.6	43.8	-	< 0.001	< 0.002[a]
	QUL-18-30M	2014 08 09	54.5	7.59	7.87	4.5	3.4	106	75	< 3	1.91	-	0.186	< 5	138	< 1	-	< 0.5	37	6.15	48	-	< 0.001	< 0.002[a]
	QUL-18	2014 08 10	48.8	7.77	7.91	20.5	0.39	96.2	63	< 3	2.25	-	0.136	< 5	56.3	< 1	-	< 0.5	34	5.59	45	-	< 0.001	< 0.002[a]
	QUL-18	2014 08 11	47.8	7.73	7.91	20.3	0.38	97.7	67	< 3	2.22	-	0.203	< 5	53.6	< 1	-	< 0.5	34	5.63	44.3	-	< 0.001	**0.0022**
	QUL-18	2014 08 12	47.4	7.92	7.94	21.0	0.51	95.6	64	< 3	1.96	-	0.126	< 5	51.1	< 1	-	< 0.5	36	5.67	44.1	-	< 0.001	**0.002**
	QUL-18-0M	2014 08 13	47.2	-	7.98	20.3	0.34	98.2	57	< 3	2.1	-	0.12	< 5	44.8	< 1	-	< 0.5	33	5.63	44.7	-	< 0.001	< 0.002[a]
	QUL-18-16M	2014 08 13	50.2	-	7.97	10.1	0.27	103	70	< 3	1.95	-	0.173	< 5	111	< 1	-	< 0.5	34	5.85	46.2	-	0.001	< 0.002[a]
	QUL-18-30M	2014 08 13	52.3	-	7.97	-	0.49	109	69	< 3	1.91	-	0.188	< 5	139	< 1	-	< 0.5	35	6.21	48.9	-	< 0.001	< 0.002[a]
	QUL-18	2014 08 14	49.2	8.04	7.97	21.2	0.22	97.9	67	< 3	1.98	-	0.105	< 5	46	< 1	-	< 0.5	35	5.65	44.1	-	< 0.001	< 0.002[a]
	QUL-18	2014 08 15	48.9	8.09	7.93	21.0	0.28	94.7	66	< 3	1.86	-	0.102	< 5	42.1	< 1	-	< 0.5	36	5.62	43.3	-	< 0.001	**0.0025**
	QUL-18-0M	2014 08 16	48.3	8.08	7.95	20.4	0.62	94.7	64	< 3	2.02	-	0.106	< 5	41	< 1	-	< 0.5	36	5.6	43.9	-	< 0.001	< 0.002[a]
	QUL-18-10M	2014 08 16	50	7.82	7.94	13.9	1.4	97.4	64	< 3	2.06	-	0.136	< 5	87.9	< 1	-	< 0.5	36	5.82	44.6	-	< 0.001	< 0.002[a]
	QUL-18-30M	2014 08 16	54.6	7.60	7.91	4.7	3.17	106	68	< 3	1.7	-	0.173	< 5	141	< 1	-	< 0.5	38	6.37	49.1	-	< 0.001	< 0.002[a]
	QUL-18	2014 08 19	48.6	7.80	7.93	20.0	0.35	96.5	63	< 3	2.07	-	0.112	< 5	40.3	< 1	-	< 0.5	32	5.54	43.6	-	< 0.001	< 0.002[a]
	QUL18	2014 08 25	49.7	7.94	7.95	17.3	0.66	99.2	66	< 3	1.81	-	0.151	< 5	55.3	< 1	-	< 0.5	34	5.8	44.5	-	< 0.001	< 0.002[a]
	QUL-18	2014 08 26	50.6	7.79	8	18.5	0.45	97.8	74	< 3	2.2	-	0.143	< 5	50.7	< 1	-	< 0.5	35	5.75	44.8	-	< 0.001	< 0.002[a]
	QUL-18X	2014 08 26	50.9	7.79	7.99	18.5	0.38	97.4	78	< 3	2.11	-	0.12	< 5	50.9	< 1	-	< 0.5	35	5.75	42.1	-	< 0.001	< 0.002[a]
	QA/QC RPD %		< 1	0	< 1	0	*	< 1	5	*	*	-	*	*	< 1	*	-	*	*	0	6	-	*	*
	QUL-18	2014 08 27	49.6	7.95	7.99	18.7	0.32	98.4	69	< 3	2.11	-	0.122	< 5	46.2	< 1	-	< 0.5	34	5.75	44.6	-	< 0.001	**0.0021**
	QUL-18	2014 08 28	49	8.15	7.94	19.5	0.31	97.1	72	< 3	2.28	-	0.133	< 5	46.2	< 1	-	< 0.5	35	5.76	45.1	-	< 0.001	< 0.002[a]
	QUL-18	2014 08 30	49.8	-	7.95	-	0.66	97.8	55	< 3	2.11	-	0.2	5.4	55	< 1	-	< 0.5	43	5.81	44.5	-	< 0.001	< 0.002[a]
	QUL-18	2014 09 02	50	7.95	8	17.86	0.24	96.5	72	< 3	1.99	-	0.118	6.6	42.7	< 1	-	< 0.5	32	5.75	44.5	-	< 0.001	0.0028
	QUL-18	2014 09 03	49.9	8.03	7.97	17.8	0.36	98.3	66	< 3	2.03	-	0.113	5.5	41.6	< 1	-	< 0.5	32	5.71	45.2	-	< 0.001	0.0021
	QUL-18	2014 09 04	50.1	7.96	7.93	17.83	0.35	99.6	56	< 3	2.16	-	0.124	< 5	43.1	< 1	-	< 0.5	33	5.71	46.2	-	< 0.001	< 0.002[a]
	QUL-18X	2014 09 04	49.7	7.96	7.93	17.83	0.36	99.7	57	< 3	2.02	-	0.115	< 5	43.1	< 1	-	< 0.5	33	5.74	46.1	-	< 0.001	< 0.002[a]
	QA/QC RPD %		< 1	0	0	0	*	< 1	2	*	*	-	*	*	0	*	-	*	*	< 1	< 1	-	*	*
	QUL-18	2014 09 05	49.3	-	7.85	-	0.5	99.4	64	< 3	1.92	-	0.124	5.2	42.6	< 1	-	< 0.5	32	5.76	45.6	-	< 0.001	< 0.002[a]
	QUL-18	2014 09 06	49.4	8.12	7.96	19.96	0.41	98.4	61	< 3	1.78	-	0.123	< 5	42	< 1	-	< 0.5	32	5.79	47	-	< 0.001	< 0.002[a]
	QUL-18	2014 09 07	49.1	8.03	7.95	17.7	0.35	98.8	61	< 3	1.88	-	0.104	< 5	55.2	< 1	-	< 0.5	31	5.82	47.1	-	< 0.001	< 0.002[a]
	QUL-18	2014 09 08	50.4	8.24	7.97	19.1	0.62	97.9	58	< 3	1.84	-	0.115	< 5	41.1	< 1	-	< 0.5	32	5.81	46.8	-	< 0.001	**0.0023**
	QUL-18	2014 09 10	50.1	7.84	7.91	11.1	1.15	103	62	< 3	1.85	-	0.151	< 5	101	< 1	-	< 0.5	35	5.97	48.5	-	< 0.001	< 0.002[a]

Associated ALS files: L1498519, L1498533, L1499166, L1499203, L1499703, L1499707, L1499710, L1499926, L1499947, L1500619, L1501501, L1501518, L1502349, L1502364, L1502370, L1502388, L1503057, L1503061, L1503079, L1503910, L1503913, L1503928, L1503932, L1503933, L1503934, L1504180, L1504213, L1504220, L1504251, L1504261, L1504997, L1505918, L1506551, L1506571, L1506577, L1506586, L1500164, L1502370, L1506989, L1506996, L1507001, L1507291, L1507298, L1506992, L1507259, L1507347, L1507948, L1507972, L1507977, L1508637, L1508673, L1509507, L1508649, L1509597, L1510231, L1510268, L1510289, L1510741, L1510746, L1511190, L1511225, L1511232, L1511817, L1511758, L1511787, L1511850, L1511886, L1511905, L1512681, L1512726, L1513326, L1513353, L1513820, L1513828, L1514716, L1514724, L1514735, L1514765, L1507963, L1514731, L1514737, L1515541, L1515553, L1515572, L1518945, L1516292, L1516846, L1516856, L1517429, L1517430, L1517431, L1517432, L1518138, L1518251, L1518254, L1518260, L1518267, L1518976, L1519008, L1519837, L1519791, L1520433, L1520459, L1520931.

All terms defined within the body of SNC-Lavalin's report (available upon request).

< Denotes concentration less than indicated detection limit or RPD less than indicated value.

- Denotes analysis not conducted.

n/a Denotes no applicable standard.

* RPDs are not normally calculated where one or more concentrations are less than five times MDL.

SHADED Concentration greater than BCWQG Aquatic Life (AW) guideline.

BOLD Concentration greater than BCWQG Drinking Water (DW) guideline.

SHADED Concentration greater than BCWQG Aquatic Life (30day) (AW) guideline.

BOLD Concentration greater than or equal to Canadian Drinking Water Quality (DW) guideline.

[a] Laboratory detection limit out of range.

[b] British Columbia Approved Water Quality Guidelines 2006 Edition, updated 2014.

[c] A Compendium of Working Water Quality Guidelines for British Columbia, updated August 2006.

[d] Guideline varies with pH, and/or either Temperature or Hardness or chloride

[e] Health Canada Drinking Water Guidelines, 2012.

[f] Guideline for Nitrate applied.

[g] The total phosphorus guideline is a measure of lake productivity and is based on spring overturn or an average of summer samples and is not applicable to single sample results at this point in time.

[h] Calculated based on an individual sample basis, not average of 30 day results.

[i] Secondary chronic or chronic value, not 30 day mean.

[j] Guideline not applicable for site situation.

TABLE 1a: Summary of Analytical Results for Mount Polley, Quesnel Lake and River - Surface Water DRAFT

Sample Location	Sample ID	Sample Date (yyyy mm dd)	Dissolved Metals																											
			Dissolved Aluminum (µg/L)	Dissolved Calcium (mg/L)	Dissolved Iron (µg/L)	Dissolved Magnesium (mg/L)	Dissolved Manganese (µg/L)	Dissolved Potassium (mg/L)	Dissolved Sodium (mg/L)	Antimony (µg/L)	Arsenic (µg/L)	Barium (µg/L)	Beryllium (µg/L)	Boron (µg/L)	Cadmium (µg/L)	Chromium (µg/L)	Cobalt (µg/L)	Copper (µg/L)	Lead (µg/L)	Lithium (µg/L)	Mercury (µg/L)	Molybdenum (µg/L)	Nickel (µg/L)	Selenium (µg/L)	Silver (µg/L)	Thallium (µg/L)	Titanium (µg/L)	Uranium (µg/L)	Vanadium (µg/L)	Zinc (µg/L)
BC Guidelines																														
BCWQG Aquatic Life (AW)[b,c]			100[d]	n/a	350	n/a	n/a	n/a	n/a	n/a	n/a	n/a	n/a	n/a	n/a	n/a	n/a	n/a	n/a	n/a	n/a	n/a	n/a	n/a	n/a	n/a	n/a	n/a	n/a	n/a
BCWQG Aquatic Life (30day) (AW)[b,c,h]			50[d]	n/a	n/a	n/a	n/a	n/a	n/a	n/a	n/a	n/a	n/a	n/a	n/a	n/a	n/a	n/a	n/a	n/a	n/a	n/a	n/a	n/a	n/a	n/a	n/a	n/a	n/a	n/a
BCWQG Drinking Water (DW)[b,c]			200	n/a	n/a	n/a	n/a	n/a	n/a	n/a	n/a	n/a	n/a	n/a	n/a	n/a	n/a	n/a	n/a	n/a	n/a	n/a	n/a	n/a	n/a	n/a	n/a	n/a	n/a	n/a
Canadian Drinking Water Quality (DW)[e]			n/a	n/a	n/a	n/a	n/a	n/a	n/a	n/a	n/a	n/a	n/a	n/a	n/a	n/a	n/a	n/a	n/a	n/a	n/a	n/a	n/a	n/a	n/a	n/a	n/a	n/a	n/a	n/a
QUL-17	QUL-17	2014 08 08	12.2	16.4	< 30	1.91	0.754	0.464	0.838	< 0.1	0.1	5.49	< 0.1	< 10	< 0.01	< 0.5	< 0.1	0.66	< 0.05	0.55	-	0.279	< 0.5	< 0.5	< 0.01	< 0.01	< 10	0.127	< 1	< 3
	QUL-17	2014 08 09	9.9	16.4	< 30	1.88	0.656	0.483	0.839	< 0.1	< 0.1	5.35	< 0.1	< 10	< 0.01	< 0.5	< 0.1	< 0.5	< 0.05	0.56	-	0.296	< 0.5	< 0.5	< 0.01	< 0.01	< 10	0.135	< 1	< 3
	QUL-17	2014 08 11	11	16.1	< 30	1.89	1.76	0.503	0.847	< 0.1	0.12	5.46	< 0.1	< 10	< 0.01	< 0.5	< 0.1	< 0.5	< 0.05	1.04	-	0.286	< 0.5	< 0.5	< 0.01	< 0.01	< 10	0.129	< 1	< 3
	QUL-17	2014 08 12	10	15.8	< 30	1.83	0.222	0.466	0.85	< 0.1	< 0.1	5.41	< 0.1	< 10	< 0.01	< 0.5	< 0.1	< 0.5	< 0.05	0.77	-	0.311	< 0.5	< 0.5	< 0.01	< 0.01	< 10	0.138	< 1	< 3
	QUL-17	2014 08 13	9.4	15.9	< 30	1.9	0.284	0.471	0.833	< 0.1	0.1	5.47	< 0.1	< 10	< 0.01	< 0.5	< 0.1	< 0.5	< 0.05	0.89	-	0.332	< 0.5	< 0.5	< 0.01	< 0.01	< 10	0.13	< 1	< 3
	QUL-17	2014 08 14	12.6	16.6	< 30	1.93	0.843	0.475	0.815	< 0.1	0.1	5.39	< 0.1	< 10	< 0.01	< 0.5	< 0.1	< 0.5	< 0.05	0.63	-	0.298	< 0.5	< 0.5	< 0.01	< 0.01	< 10	0.125	< 1	< 3
	QUL-17X	2014 08 14	10	16.3	< 30	1.88	0.802	0.461	0.829	< 0.1	0.12	5.33	< 0.1	< 10	< 0.01	< 0.5	< 0.1	< 0.5	< 0.05	0.64	-	0.299	< 0.5	< 0.5	< 0.01	< 0.01	< 10	0.124	< 1	< 3
	QA/QC RPD %		*	2	*	3	5	3	2	*	*	1	*	*	*	*	*	*	*	*	-	< 1	*	*	*	*	*	< 1	*	*
	QUL-17	2014 08 15	9.6	16.3	< 30	1.88	0.574	0.473	0.836	< 0.1	0.12	5.52	< 0.1	< 10	< 0.01	< 0.5	< 0.1	< 0.5	< 0.05	< 0.5	-	0.301	< 0.5	< 0.5	< 0.01	< 0.01	< 10	0.127	< 1	< 3
	QUL-17	2014 08 16	10.3	16.3	< 30	1.89	0.484	0.469	0.797	< 0.1	0.1	5.43	< 0.1	< 10	< 0.01	< 0.5	< 0.1	< 0.5	< 0.05	0.64	-	0.287	< 0.5	< 0.5	< 0.01	< 0.01	< 10	0.134	< 1	< 3
	QUL-17	2014 08 17	10	16.1	< 30	1.88	0.894	0.47	0.82	< 0.1	0.1	5.37	< 0.1	< 10	< 0.01	< 0.5	< 0.1	< 0.5	< 0.05	0.59	-	0.292	< 0.5	< 0.5	< 0.01	< 0.01	< 10	0.132	< 1	< 3
QUL-18	QUL-18-0M	2014 08 08	10.9	16.3	< 30	1.91	0.294	0.468	0.824	< 0.1	0.11	5.37	< 0.1	< 10	< 0.01	< 0.5	< 0.1	< 0.5	< 0.05	0.57	-	0.301	< 0.5	< 0.5	< 0.01	< 0.01	< 10	0.128	< 1	< 3
	QUL-18-8M	2014 08 08	11.1	17	< 30	1.97	0.188	0.46	0.856	< 0.1	< 0.1	5.32	< 0.1	< 10	< 0.01	< 0.5	< 0.1	< 0.5	< 0.05	0.62	-	0.282	< 0.5	< 0.5	< 0.01	< 0.01	< 10	0.135	< 1	< 3
	QUL-18-30M	2014 08 08	5.9	18.4	< 30	2.11	1.73	0.462	0.911	< 0.1	0.1	5.25	< 0.1	< 10	< 0.01	< 0.5	< 0.1	< 0.5	< 0.05	0.71	-	0.265	< 0.5	< 0.5	< 0.01	< 0.01	< 10	0.143	< 1	< 3
	QUL-18-0M	2014 08 09	10.3	16.4	< 30	1.89	0.959	0.474	0.839	< 0.1	< 0.1	5.42	< 0.1	< 10	< 0.01	< 0.5	< 0.1	0.58	< 0.05	< 0.5	-	0.312	< 0.5	< 0.5	< 0.01	< 0.01	< 10	0.132	< 1	< 3
	QUL-18-8M	2014 08 09	9.4	16.8	< 30	1.9	0.149	0.469	0.833	< 0.1	< 0.1	5.02	< 0.1	< 10	< 0.01	< 0.5	< 0.1	< 0.5	< 0.05	< 0.5	-	0.261	< 0.5	< 0.5	< 0.01	< 0.01	< 10	0.142	< 1	< 3
	QUL-18-30M	2014 08 09	5.6	18.4	< 30	2.08	9.54	0.469	0.925	< 0.1	0.11	5.9	< 0.1	< 10	< 0.01	< 0.5	< 0.1	0.82	< 0.05	0.64	-	0.297	< 0.5	< 0.5	< 0.01	< 0.01	< 10	0.157	< 1	< 3
	QUL-18	2014 08 10	11.4	16.4	< 30	1.89	1.18	0.493	0.854	< 0.1	0.1	5.53	< 0.1	< 10	< 0.01	< 0.5	< 0.1	0.54	< 0.05	0.54	-	0.29	< 0.5	< 0.5	< 0.01	< 0.01	< 10	0.131	< 1	< 3
	QUL-18	2014 08 11	12.3	16.1	< 30	1.86	1.07	0.495	0.829	< 0.1	0.11	5.38	< 0.1	< 10	< 0.01	< 0.5	< 0.1	< 0.5	< 0.05	1.03	-	0.286	< 0.5	< 0.5	< 0.01	< 0.01	< 10	0.13	< 1	< 3
	QUL-18	2014 08 12	10.1	16	< 30	1.84	0.438	0.484	0.827	< 0.1	0.1	5.22	< 0.1	< 10	< 0.01	< 0.5	< 0.1	0.53	< 0.05	0.76	-	0.3	< 0.5	< 0.5	< 0.01	< 0.01	< 10	0.134	< 1	< 3
	QUL-18-0M	2014 08 13	9.2	15.8	< 30	1.87	0.224	0.463	0.834	< 0.1	0.1	5.43	< 0.1	< 10	< 0.01	< 0.5	< 0.1	< 0.5	< 0.05	0.93	-	0.315	< 0.5	< 0.5	< 0.01	< 0.01	< 10	0.13	< 1	< 3
	QUL-18-16M	2014 08 13	10.5	17	< 30	1.91	0.094	0.449	0.834	< 0.1	< 0.1	4.96	< 0.1	< 10	< 0.01	< 0.5	< 0.1	< 0.5	< 0.05	0.98	-	0.257	< 0.5	< 0.5	< 0.01	< 0.01	< 10	0.145	< 1	< 3
	QUL-18-30M	2014 08 13	5.8	17.7	< 30	2	0.639	0.466	0.922	< 0.1	< 0.1	4.96	< 0.1	< 10	< 0.01	< 0.5	< 0.1	0.62	< 0.05	0.87	-	0.289	< 0.5	< 0.5	< 0.01	< 0.01	< 10	0.157	< 1	< 3
	QUL-18	2014 08 14	10	16.6	< 30	1.9	0.493	0.459	0.808	< 0.1	< 0.1	5.13	< 0.1	< 10	< 0.01	< 0.5	< 0.1	< 0.5	< 0.05	0.68	-	0.291	< 0.5	< 0.5	< 0.01	< 0.01	< 10	0.129	< 1	< 3
	QUL-18	2014 08 15	10.1	16.5	< 30	1.9	0.508	0.469	0.826	< 0.1	0.11	5.45	< 0.1	< 10	< 0.01	< 0.5	< 0.1	< 0.5	< 0.05	< 0.5	-	0.305	< 0.5	< 0.5	< 0.01	< 0.01	< 10	0.13	< 1	< 3
	QUL-18-0M	2014 08 16	10.2	16.2	< 30	1.89	0.584	0.473	0.808	< 0.1	0.11	5.53	< 0.1	< 10	< 0.01	< 0.5	< 0.1	0.51	< 0.05	0.62	-	0.306	< 0.5	< 0.5	< 0.01	< 0.01	< 10	0.131	< 1	< 3
	QUL-18-10M	2014 08 16	10.5	16.9	< 30	1.87	0.544	0.479	0.83	< 0.1	< 0.1	6.38	< 0.1	< 10	< 0.01	< 0.5	< 0.1	0.64	< 0.05	0.63	-	0.282	< 0.5	< 0.5	< 0.01	< 0.01	< 10	0.146	< 1	< 3
	QUL-18-30M	2014 08 16	6.1	18.5	< 30	2.06	4.41	0.497	0.986	< 0.1	0.12	6.1	< 0.1	< 10	< 0.01	< 0.5	< 0.1	1.07	< 0.05	0.59	-	0.335	< 0.5	< 0.5	< 0.01	< 0.01	< 10	0.169	< 1	< 3
	QUL-18	2014 08 19	9.1	16.3	< 30	1.9	0.466	0.415	0.74	< 0.1	< 0.1	4.75	< 0.1	< 10	< 0.01	< 0.5	< 0.1	< 0.5	< 0.05	0.64	-	0.287	< 0.5	< 0.5	< 0.01	< 0.01	< 10	0.122	< 1	< 3
	QUL18	2014 08 25	10.6	16.8	< 30	1.9	0.806	0.465	0.831	< 0.1	0.1	5.5	< 0.1	< 10	< 0.01	< 0.5	< 0.1	0.98	< 0.05	< 0.5	-	0.28	< 0.5	< 0.5	< 0.01	< 0.01	< 10	0.133	< 1	< 3
	QUL-18	2014 08 26	8.8	17.1	< 30	1.93	0.625	0.431	0.784	< 0.1	< 0.1	5.19	< 0.1	< 10	< 0.01	< 0.5	< 0.1	0.65	< 0.05	0.62	-	0.271	< 0.5	< 0.5	< 0.01	< 0.01	< 10	0.124	< 1	< 3
	QUL-18X	2014 08 26	9.7	17.2	< 30	1.95	0.673	0.45	0.799	< 0.1	0.1	5.28	< 0.1	< 10	< 0.01	< 0.5	< 0.1	0.71	< 0.05	0.55	-	0.272	< 0.5	< 0.5	< 0.01	< 0.01	< 10	0.13	< 1	< 3
	QA/QC RPD %		*	< 1	*	1	7	4	2	*	*	2	*	*	*	*	*	*	*	*	-	< 1	*	*	*	*	*	5	*	*
	QUL-18	2014 08 27	10.4	16.7	< 30	1.93	0.408	0.463	0.857	< 0.1	0.11	5.24	< 0.1	< 10	< 0.01	< 0.5	< 0.1	< 0.5	< 0.05	0.68	-	0.277	< 0.5	< 0.5	< 0.01	< 0.01	< 10	0.135	< 1	< 3
	QUL-18	2014 08 28	9.1	16.5	< 30	1.92	0.508	0.444	0.804	< 0.1	0.11	5.45	< 0.1	< 10	< 0.01	< 0.5	< 0.1	0.53	< 0.05	< 0.5	-	0.291	< 0.5	< 0.5	< 0.01	< 0.01	< 10	0.141	< 1	< 3
	QUL-18	2014 08 30	9.3	16.7	< 30	1.96	0.677	0.491	0.835	< 0.1	0.12	5.43	< 0.1	< 10	< 0.01	< 0.5	< 0.1	0.76	< 0.05	< 0.5	-	0.277	< 0.5	< 0.5	< 0.01	< 0.01	< 10	0.133	< 1	< 3
	QUL-18	2014 09 02	10.1	16.8	< 30	1.93	0.267	0.474	0.834	< 0.1	0.1	5.33	< 0.1	< 10	< 0.01	< 0.5	< 0.1	0.58	< 0.05	0.66	-	0.296	< 0.5	< 0.5	< 0.01	< 0.01	< 10	0.139	< 1	< 3
	QUL-18	2014 09 03	9.9	16.8	< 30	1.92	0.314	0.465	0.843	< 0.1	< 0.1	5.39	< 0.1	< 10	< 0.01	< 0.5	< 0.1	0.58	< 0.05	0.61	-	0.291	< 0.5	< 0.5	< 0.01	< 0.01	< 10	0.133	< 1	< 3
	QUL-18	2014 09 04	9.4	16.8	< 30	1.94	0.477	0.437	0.788	< 0.1	< 0.1	5.51	< 0.1	< 10	< 0.01	< 0.5	< 0.1	0.71	< 0.05	0.67	-	0.311	< 0.5	< 0.5	< 0.01	< 0.01	< 10	0.135	< 1	< 3
	QUL-18X	2014 09 04	9.3	16.7	< 30	1.93	0.507	0.451	0.802	< 0.1	0.11	5.32	< 0.1	< 10	< 0.01	< 0.5	< 0.1	0.66	< 0.05	0.72	-	0.295	< 0.5	< 0.5	< 0.01	< 0.01	< 10	0.129	< 1	< 3
	QA/QC RPD %		*	< 1	*	< 1	6	3	2	*	*	4	*	*	*	*	*	*	*	*	-	5	*	*	*	*	*	5	*	*
	QUL-18	2014 09 05	9.6	16.6	< 30	1.93	0.383	0.463	0.825	< 0.1	0.11	5.37	< 0.1	< 10	< 0.01	< 0.5	< 0.1	0.67	< 0.05	0.98	-	0.291	< 0.5	< 0.5	< 0.01	< 0.01	< 10	0.133	< 1	< 3
	QUL-18	2014 09 06	9.9	16.6	< 30	1.91	0.551	0.469	0.817	< 0.1	0.1	5.36	< 0.1	< 10	< 0.01	< 0.5	< 0.1	0.77	< 0.05	0.78	-	0.274	< 0.5	< 0.5	< 0.01	< 0.01	< 10	0.133	< 1	< 3
	QUL-18	2014 09 07	9.4	16.5	< 30	1.92	0.365	0.462	0.829	< 0.1	< 0.1	5.34	< 0.1	< 10	< 0.01	< 0.5	< 0.1	0.52	< 0.05	0.75	-	0.298	< 0.5	< 0.5	< 0.01	< 0.01	< 10	0.141	< 1	< 3
	QUL-18	2014 09 08	18.5	17	< 30	1.92	0.331	0.474	0.842	< 0.1	0.12	5.44	< 0.1	< 10	< 0.01	< 0.5	< 0.1	0.79	< 0.05	0.55	-	0.295	< 0.5	< 0.5	< 0.01	< 0.01	< 10	0.133	< 1	< 3
	QUL-18	2014 09 10	7.9	16.9	< 30	1.89	0.698	0.467	0.887	< 0.1	< 0.1	5.92	< 0.1	< 10	< 0.01	< 0.5	< 0.1	1.34	< 0.05	0.78	-	0.302	< 0.5	< 0.5	< 0.01	< 0.01	< 10	0.146	< 1	< 3

Associated ALS files: L1498519, L1498533, L1499166, L1499203, L1499703, L1499707, L1499710, L1499926, L1499947, L1500619, L1501501, L1501518, L1502349, L1502364, L1502370, L1502388, L1503057, L1503061, L1503079, L1503910, L1503913, L1503928, L1503932, L1503933, L1503934, L1504180, L1504213, L1504220, L1504251, L1504261, L1504997, L1505918, L1506551, L1506571, L1506577, L1506586, L1500164, L1502370, L1506989, L1506996, L1507001, L1507291, L1507298, L1506992, L1507259, L1507347, L1507948, L1507972, L1507977, L1508637, L1508673, L1509507, L1508649, L1509597, L1510231, L1510268, L1510289, L1510741, L1510746, L1511190, L1511225, L1511232, L1511817, L1511758, L1511787, L1511850, L1511886, L1511905, L1512681, L1512726, L1513326, L1513353, L1513820, L1513828, L1514716, L1514724, L1514735, L1514765, L1507963, L1514731, L1514737, L1515541, L1515553, L1515572, L1518945, L1516292, L1516846, L1516856, L1517429, L1517430, L1517431, L1517432, L1518138, L1518251, L1518254, L1518260, L1518267, L1518976, L1519008, L1519837, L1519791, L1520433, L1520459, L1520931.

All terms defined within the body of SNC-Lavalin's report (available upon request).

< Denotes concentration less than indicated detection limit or RPD less than indicated value.

- Denotes analysis not conducted.

n/a Denotes no applicable standard.

* RPDs are not normally calculated where one or more concentrations are less than five times MDL.

SHADED Concentration greater than BCWQG Aquatic Life (AW) guideline.

BOLD Concentration greater than BCWQG Drinking Water (DW) guideline.

SHADED Concentration greater than BCWQG Aquatic Life (30day) (AW) guideline.

BOLD Concentration greater than or equal to Canadian Drinking Water Quality (DW) guideline.

[a] Laboratory detection limit out of range.

[b] British Columbia Approved Water Quality Guidelines 2006 Edition, updated 2014.

[c] A Compendium of Working Water Quality Guidelines for British Columbia, updated August 2006.

[d] Guideline varies with pH, and/or either Temperature or Hardness or chloride

[e] Health Canada Drinking Water Guidelines, 2012.

[f] Guideline for Nitrate applied.

[g] The total phosphorus guideline is a measure of lake productivity and is based on spring overturn or an average of summer samples and is not applicable to single sample results at this point in time.

[h] Calculated based on an individual sample basis, not average of 30 day results.

[i] Secondary chronic or chronic value, not 30 day mean.

[j] Guideline not applicable for site situation.

TABLE 1a: Summary of Analytical Results for Mount Polley, Quesnel Lake and River - Surface Water DRAFT

Sample Location	Sample ID	Sample Date (yyyy mm dd)	Total Metals																														
			Aluminum (µg/L)	Antimony (µg/L)	Arsenic (µg/L)	Barium (µg/L)	Beryllium (µg/L)	Bismuth (µg/L)	Boron (µg/L)	Cadmium (µg/L)	Calcium (µg/L)	Chromium (µg/L)	Cobalt (µg/L)	Copper (µg/L)	Iron (µg/L)	Lead (µg/L)	Lithium (µg/L)	Magnesium (µg/L)	Manganese (µg/L)	Mercury (µg/L)	Molybdenum (µg/L)	Nickel (µg/L)	Potassium (µg/L)	Selenium (µg/L)	Silicon (µg/L)	Silver (µg/L)	Sodium (µg/L)	Thallium (µg/L)	Tin (µg/L)	Titanium (µg/L)	Uranium (µg/L)	Vanadium (µg/L)	Zinc (µg/L)
BC Guidelines																																	
BCWQG Aquatic Life (AW)[b,c]			n/a	20	5	5,000	n/a	n/a	1,200	0.016-0.055[d]	n/a	1 (Cr(+6))	110	6.0-19.3[d]	1,000	27.3-177.4[d]	870	n/a	1001-2568[d]	Methyl mercury analysis in progress	2,000	25-150[d]	373,000-432,000	2	n/a	0.1-3.0[d]	n/a	0.3	n/a	2,000	300	6	33-103.5[d]
BCWQG Aquatic Life (30day) (AW)[b,c,h]			n/a	n/a	n/a	1,000	5.3[i]	n/a	n/a	n/a	n/a	n/a	4	2-7.4[d]	n/a	4.4-10.2[d]	14[i]	n/a	791.1-1415[d]		1,000	n/a	n/a	n/a	n/a	0.05-1.5[d]	n/a	n/a	n/a	n/a	n/a	n/a	7.5-78[d]
BCWQG Drinking Water (DW)[b,c]			n/a	14	25	n/a	4	n/a	5,000	n/a	n/a	n/a	n/a	500	n/a	50	n/a	n/a	n/a	1	250	n/a	n/a	10	n/a	n/a	n/a	2	n/a	n/a	n/a	n/a	5,000
Canadian Drinking Water Quality (DW)[e]			100	6	10	1,000	n/a	n/a	5,000	5	n/a	50	n/a	1,000	300	10	n/a	n/a	50	1	n/a	n/a	n/a	10	n/a	n/a	200,000	n/a	n/a	n/a	20	n/a	5,000
QUL-17	QUL-17	2014 08 08	90.5	< 0.1	0.15	6.6	< 0.1	< 0.5	< 10	< 0.01	16,600	< 0.5	< 0.1	**2.21**	73	< 0.05	0.55	1,970	3.18	< 0.05	0.291	< 0.5	511	< 0.5	1,760	< 0.01	876	< 0.01	< 0.1	< 10	0.138	< 1	< 3
	QUL-17	2014 08 09	23.9	< 0.1	0.12	5.52	< 0.1	< 0.5	< 10	< 0.01	16,400	< 0.5	< 0.1	0.8	< 30	< 0.05	0.63	1,910	1.36	< 0.05	0.298	< 0.5	482	< 0.5	1,590	< 0.01	835	< 0.01	< 0.1	< 10	0.143	< 1	< 3
	QUL-17	2014 08 11	22.7	< 0.1	0.13	5.55	< 0.1	< 0.5	< 10	< 0.01	15,900	< 0.5	< 0.1	0.8	< 30	< 0.05	0.9	1,890	2.15	< 0.05	0.322	< 0.5	515	< 0.5	1,540	< 0.01	848	< 0.01	< 0.1	< 10	0.139	< 1	< 3
	QUL-17	2014 08 12	15.6	< 0.1	0.12	5.48	< 0.1	< 0.5	< 10	< 0.01	16,200	< 0.5	< 0.1	0.6	< 30	< 0.05	0.86	1,910	1.37	< 0.05	0.325	< 0.5	473	< 0.5	1,600	< 0.01	859	< 0.01	< 0.1	< 10	0.142	< 1	< 3
	QUL-17	2014 08 13	13.9	< 0.1	0.13	5.32	< 0.1	< 0.5	< 10	< 0.01	15,500	< 0.5	< 0.1	0.64	< 30	< 0.05	0.72	1,870	1.63	< 0.05	0.32	< 0.5	452	< 0.5	1,560	< 0.01	824	< 0.01	< 0.1	< 10	0.127	< 1	< 3
	QUL-17	2014 08 14	17.1	< 0.1	0.13	5.47	< 0.1	< 0.5	< 10	< 0.01	16,400	< 0.5	< 0.1	0.61	< 30	< 0.05	0.62	1,920	1.74	-	0.323	< 0.5	491	< 0.5	1,630	< 0.01	873	< 0.01	< 0.1	< 10	0.139	< 1	< 3
	QUL-17X	2014 08 14	16.1	< 0.1	0.13	5.53	< 0.1	< 0.5	< 10	< 0.01	16,200	< 0.5	< 0.1	0.68	< 30	< 0.05	0.62	1,900	1.78	-	0.323	< 0.5	491	< 0.5	1,610	< 0.01	860	< 0.01	< 0.1	< 10	0.139	< 1	< 3
	QA/QC RPD %		6	*	*	1	*	*	*	*	1	*	*	*	*	*	*	1	*	-	0	*	0	*	1	*	2	*	*	*	0	*	*
	QUL-17	2014 08 15	19.6	< 0.1	0.12	5.75	< 0.1	< 0.5	< 10	< 0.01	16,000	< 0.5	< 0.1	0.7	< 30	< 0.05	< 0.5	1,860	1.5	-	0.335	< 0.5	475	< 0.5	1,590	< 0.01	841	< 0.01	< 0.1	< 10	0.136	< 1	< 3
	QUL-17	2014 08 16	17.4	< 0.1	0.13	5.43	< 0.1	< 0.5	< 10	< 0.01	16,000	< 0.5	< 0.1	0.69	< 30	< 0.05	< 0.5	1,880	1.27	-	0.279	< 0.5	469	< 0.5	1,540	< 0.01	825	< 0.01	< 0.1	< 10	0.129	< 1	< 3
	QUL-17	2014 08 17	18.9	< 0.1	0.14	5.43	< 0.1	< 0.5	< 10	< 0.01	15,700	< 0.5	< 0.1	< 1	< 30	< 0.05	0.7	1,860	1.64	-	0.306	< 0.5	485	< 0.5	1,520	< 0.01	848	< 0.01	< 0.1	< 10	0.144	< 1	< 3
QUL-18	QUL-18-0M	2014 08 08	24.2	< 0.1	0.13	5.36	< 0.1	< 0.5	< 10	< 0.01	15,900	< 0.5	< 0.1	0.68	< 30	< 0.05	0.52	1,900	1.17	< 0.05	0.286	< 0.5	468	< 0.5	1,580	< 0.01	825	< 0.01	< 0.1	< 10	0.135	< 1	< 3
	QUL-18-8M	2014 08 08	28.3	< 0.1	0.13	5.47	< 0.1	< 0.5	< 10	< 0.01	16,400	< 0.5	< 0.1	0.94	< 30	< 0.05	0.56	1,930	1.36	< 0.05	0.279	< 0.5	464	< 0.5	1,620	< 0.01	847	< 0.01	< 0.1	< 10	0.137	< 1	< 3
	QUL-18-30M	2014 08 08	57.8	< 0.1	0.13	5.86	< 0.1	< 0.5	< 10	< 0.01	18,100	< 0.5	< 0.1	1.42	57	< 0.05	0.68	2,110	3.61	< 0.05	0.365	< 0.5	491	< 0.5	1,830	< 0.01	943	< 0.01	< 0.1	< 10	0.155	< 1	< 3
	QUL-18-0M	2014 08 09	33.1	< 0.1	0.13	5.64	< 0.1	< 0.5	< 10	< 0.01	16,000	< 0.5	< 0.1	1.1	< 30	< 0.05	< 0.5	1,890	1.91	< 0.05	0.307	< 0.5	475	< 0.5	1,600	< 0.01	830	< 0.01	< 0.1	< 10	0.141	< 1	< 3
	QUL-18-8M	2014 08 09	18.7	< 0.1	0.11	5.11	< 0.1	< 0.5	< 10	< 0.01	16,400	< 0.5	< 0.1	0.63	< 30	< 0.05	0.51	1,880	1.02	< 0.05	0.274	< 0.5	455	< 0.5	1,560	< 0.01	811	< 0.01	< 0.1	< 10	0.148	< 1	< 3
	QUL-18-30M	2014 08 09	***206***	< 0.1	0.19	8.54	< 0.1	< 0.5	< 10	< 0.01	18,200	< 0.5	0.13	**4.29**	183	0.06	0.67	2,180	13.7	< 0.05	0.293	< 0.5	541	< 0.5	2,170	< 0.01	959	< 0.01	< 0.1	12	0.157	< 1	< 3
	QUL-18	2014 08 10	24	< 0.1	0.12	5.65	< 0.1	< 0.5	< 10	< 0.01	16,200	< 0.5	< 0.1	0.81	< 30	< 0.05	< 0.5	1,900	1.89	< 0.05	0.302	< 0.5	500	< 0.5	1,620	< 0.01	869	< 0.01	< 0.1	< 10	0.137	< 1	< 3
	QUL-18	2014 08 11	22.3	< 0.1	0.13	5.55	< 0.1	< 0.5	< 10	< 0.01	16,200	< 0.5	< 0.1	0.78	< 30	< 0.05	0.84	1,890	1.74	< 0.05	0.319	< 0.5	494	< 0.5	1,540	< 0.01	840	< 0.01	< 0.1	< 10	0.14	< 1	< 3
	QUL-18	2014 08 12	17.9	< 0.1	0.11	5.25	< 0.1	< 0.5	< 10	< 0.01	16,000	< 0.5	< 0.1	0.74	< 30	< 0.05	0.89	1,890	1.83	< 0.05	0.327	< 0.5	480	< 0.5	1,570	< 0.01	839	< 0.01	< 0.1	< 10	0.145	< 1	< 3
	QUL-18-0M	2014 08 13	13.7	< 0.1	0.13	5.47	< 0.1	< 0.5	< 10	< 0.01	15,800	< 0.5	< 0.1	0.6	< 30	< 0.05	0.77	1,890	1.52	< 0.05	0.335	< 0.5	465	< 0.5	1,580	< 0.01	843	< 0.01	< 0.1	< 10	0.135	< 1	< 3
	QUL-18-16M	2014 08 13	13.8	< 0.1	0.11	4.99	< 0.1	< 0.5	< 10	< 0.01	16,800	< 0.5	< 0.1	0.53	< 30	< 0.05	0.81	1,920	0.882	< 0.05	0.25	< 0.5	446	< 0.5	1,570	< 0.01	838	< 0.01	< 0.1	< 10	0.146	< 1	< 3
	QUL-18-30M	2014 08 13	28.5	< 0.1	0.13	5.54	< 0.1	< 0.5	< 10	< 0.01	17,800	< 0.5	< 0.1	0.92	< 30	< 0.05	0.96	2,030	1.85	< 0.05	0.287	< 0.5	487	< 0.5	1,720	< 0.01	933	< 0.01	< 0.1	< 10	0.163	< 1	< 3
	QUL-18	2014 08 14	15.5	< 0.1	0.11	5.23	< 0.1	< 0.5	< 10	< 0.01	16,300	< 0.5	< 0.1	0.56	< 30	< 0.05	0.63	1,890	1.04	-	0.307	< 0.5	473	< 0.5	1,590	< 0.01	823	< 0.01	< 0.1	< 10	0.135	< 1	< 3
	QUL18	2014 08 25	49	< 0.1	0.12	6.06	< 0.1	< 0.5	< 10	< 0.01	16,700	< 0.5	< 0.1	1.96	38	< 0.05	< 0.5	1,910	2.25	-	0.311	< 0.5	481	< 0.5	1,600	< 0.01	858	< 0.01	< 0.1	< 10	0.146	< 1	< 3
	QUL-18	2014 08 26	30.4	< 0.1	0.12	5.49	< 0.1	< 0.5	< 10	< 0.01	16,600	< 0.5	< 0.1	1.24	< 30	< 0.05	0.5	1,900	1.92	< 0.01	0.325	< 0.5	458	< 0.5	1,560	< 0.01	812	< 0.01	< 0.1	< 10	0.138	< 1	< 3
	QUL-18X	2014 08 26	28.3	< 0.1	0.12	5.56	< 0.1	< 0.5	< 10	< 0.01	16,900	< 0.5	< 0.1	1.23	< 30	< 0.05	< 0.5	1,940	1.74	< 0.01	0.287	< 0.5	464	< 0.5	1,580	< 0.01	827	< 0.01	< 0.1	< 10	0.141	< 1	< 3
	QA/QC RPD %		7	*	*	1	*	*	*	*	2	*	*	*	*	*	*	2	*	*	12	*	1	*	1	*	2	*	*	*	2	*	*
	QUL-18	2014 08 27	16.2	< 0.1	0.12	5.46	< 0.1	< 0.5	< 10	< 0.01	16,300	< 0.5	< 0.1	0.61	< 30	< 0.05	0.7	1,910	1.21	< 0.01	0.295	< 0.5	467	< 0.5	1,510	< 0.01	868	< 0.01	< 0.1	< 10	0.143	< 1	< 3
	QUL-18	2014 08 28	20.7	< 0.1	0.14	5.67	< 0.1	< 0.5	< 10	< 0.01	16,500	< 0.5	< 0.1	1.15	< 30	< 0.05	< 0.5	1,940	1.29	< 0.01	0.314	< 0.5	475	< 0.5	1,540	< 0.01	848	< 0.01	< 0.1	< 10	0.144	< 1	< 3
	QUL-18	2014 08 30	22.7	< 0.1	0.15	5.53	< 0.1	< 0.5	< 10	< 0.01	16,500	< 0.5	< 0.1	1.02	< 30	< 0.05	< 0.5	1,930	1.71	< 0.01	0.295	< 0.5	479	< 0.5	1,510	< 0.01	852	< 0.01	< 0.1	< 10	0.141	< 1	< 3
	QUL-18	2014 09 02	16.5	< 0.1	0.12	5.42	< 0.1	< 0.5	< 10	< 0.01	16,500	< 0.5	< 0.1	0.68	< 30	< 0.05	0.76	1,910	1.08	< 0.01	0.3	< 0.5	456	< 0.5	1,480	< 0.01	817	< 0.01	< 0.1	< 10	0.143	< 1	< 3
	QUL-18	2014 09 03	17.7	< 0.1	0.12	5.55	< 0.1	< 0.5	< 10	< 0.01	16,800	< 0.5	< 0.1	0.78	< 30	< 0.05	0.53	1,920	1.08	< 0.01	0.305	< 0.5	472	< 0.5	1,530	< 0.01	863	< 0.01	< 0.1	< 10	0.143	< 1	< 3
	QUL-18	2014 09 04	23.9	< 0.1	0.15	5.88	< 0.1	< 0.5	< 10	< 0.01	17,100	< 0.5	< 0.1	1.15	< 30	< 0.05	0.61	1,980	1.87	-	0.321	< 0.5	467	< 0.5	1,590	< 0.01	837	< 0.01	< 0.1	< 10	0.15	< 1	< 3
	QUL-18X	2014 09 04	20.5	< 0.1	0.14	5.75	< 0.1	< 0.5	< 10	< 0.01	16,500	< 0.5	< 0.1	1.16	< 30	< 0.05	0.6	1,910	1.21	-	0.309	< 0.5	458	< 0.5	1,530	< 0.01	818	< 0.01	< 0.1	< 10	0.137	< 1	< 3
	QA/QC RPD %		15	*	*	2	*	*	*	*	4	*	*	*	*	*	*	4	*	-	4	*	2	*	4	*	2	*	*	*	9	*	*
	QUL-18	2014 09 05	35.9	< 0.1	0.15	5.88	< 0.1	< 0.5	< 10	< 0.01	16,800	< 0.5	< 0.1	1.37	33	< 0.05	1.23	1,970	1.77	-	0.333	< 0.5	486	< 0.5	1,610	< 0.01	865	< 0.01	< 0.1	< 10	0.148	< 1	< 3
	QUL-18	2014 09 06	22.7	< 0.1	0.13	5.19	< 0.1	< 0.5	< 10	< 0.01	15,700	< 0.5	< 0.1	1.35	< 30	< 0.05	0.74	1,820	1.25	-	0.345	0.56	447	< 0.5	1,470	< 0.01	797	< 0.01	< 0.1	< 10	0.142	< 1	< 3
	QUL-18	2014 09 07	20.5	< 0.1	0.12	5.6	< 0.1	< 0.5	< 10	< 0.01	16,900	< 0.5	< 0.1	0.83	< 30	< 0.05	0.73	1,980	1.37	-	0.334	< 0.5	474	< 0.5	1,550	< 0.01	860	< 0.01	< 0.1	< 10	0.156	< 1	< 3
	QUL-18	2014 09 08	30.4	< 0.1	0.13	5.68	< 0.1	< 0.5	< 10	< 0.01	16,600	< 0.5	< 0.1	1.25	< 30	< 0.05	< 0.5	1,910	1.69	-	0.31	< 0.5	469	< 0.5	1,510	< 0.01	834	< 0.01	< 0.1	< 10	0.145	< 1	< 3
	QUL-18	2014 09 10	64.5	< 0.1	0.14	6.43	< 0.1	< 0.5	< 10	< 0.01	16,900	< 0.5	< 0.1	**2.53**	66	< 0.05	0.9	1,910	3.3	-	0.327	< 0.5	483	< 0.5	1,690	< 0.01	886	< 0.01	< 0.1	< 10	0.16	< 1	< 3

Associated ALS files: L1498519, L1498533, L1499166, L1499203, L1499703, L1499707, L1499710, L1499926, L1499947, L1500619, L1501501, L1501518, L1502349, L1502364, L1502370, L1502388, L1503057, L1503061, L1503079, L1503910, L1503913, L1503928, L1503932, L1503933, L1503934, L1504180, L1504213, L1504220, L1504251, L1504261, L1504997, L1505918, L1506551, L1506571, L1506577, L1506586, L1500164, L1502370, L1506989, L1506996, L1507001, L1507291, L1507298, L1506992, L1507259, L1507347, L1507948, L1507972, L1507977, L1508637, L1508673, L1509507, L1508649, L1509597, L1510231, L1510268, L1510289, L1510741, L1510746, L1511190, L1511225, L1511232, L1511817, L1511758, L1511787, L1511850, L1511886, L1511905, L1512681, L1512726, L1513326, L1513353, L1513820, L1513828, L1514716, L1514724, L1514735, L1514765, L1507963, L1514731, L1514737, L1515541, L1515553, L1515572, L1518945, L1516292, L1516846, L1516856, L1517429, L1517430, L1517431, L1517432, L1518138, L1518251, L1518254, L1518260, L1518267, L1518976, L1519008, L1519837, L1519791, L1520433, L1520459, L1520931.

All terms defined within the body of SNC-Lavalin's report (available upon request).

< Denotes concentration less than indicated detection limit or RPD less than indicated value.

- Denotes analysis not conducted.

n/a Denotes no applicable standard.

* RPDs are not normally calculated where one or more concentrations are less than five times MDL.

SHADED Concentration greater than BCWQG Aquatic Life (AW) guideline.

BOLD Concentration greater than BCWQG Drinking Water (DW) guideline.

SHADED Concentration greater than BCWQG Aquatic Life (30day) (AW) guideline.

BOLD Concentration greater than or equal to Canadian Drinking Water Quality (DW) guideline.

[a] Laboratory detection limit out of range.

[b] British Columbia Approved Water Quality Guidelines 2006 Edition, updated 2014.

[c] A Compendium of Working Water Quality Guidelines for British Columbia, updated August 2006.

[d] Guideline varies with pH, and/or either Temperature or Hardness or chloride

[e] Health Canada Drinking Water Guidelines, 2012.

[f] Guideline for Nitrate applied.

[g] The total phosphorus guideline is a measure of lake productivity and is based on spring overturn or an average of summer samples and is not applicable to single sample results at this point in time.

[h] Calculated based on an individual sample basis, not average of 30 day results.

[i] Secondary chronic or chronic value, not 30 day mean.

[j] Guideline not applicable for site situation.

TABLE 1a: Summary of Analytical Results for Mount Polley, Quesnel Lake and River - Surface Water DRAFT

Sample Location	Sample ID	Sample Date (yyyy mm dd)	Physical Parameters									Total Inorganics												
			Hardness (mg/L)	pH (field) (pH)	pH (pH)	Temperature (field) (C)	Turbidity (NTU)	Conductivity (µS/cm)	TDS (mg/L)	TSS (mg/L)	DOC (mg/L)	Total Kjeldahl Nitrogen (N) (mg/L)	Total Nitrogen (N) (mg/L)	Ammonia Nitrogen (µg/L)	Nitrate Nitrogen (µg/L)	Nitrite Nitrogen (µg/L)	Nitrate+Nitrite Nitrogen (µg/L)	Chloride (mg/L)	Fluoride (µg/L)	Sulphate (mg/L)	Total Alkalinity (as CaCO3) (mg/L)	Bromide (mg/L)	Ortho-phosphate (mg/L)	Total Phosphorus[g] (mg/L)
BC Guidelines																								
BCWQG Aquatic Life (AW)[b,c]			n/a	6.5-9.0	6.5-9.0		Change of 8	n/a	n/a	Change of 25	n/a	n/a	n/a	5,680-18,400[d]	32,800	60-120[d]	32,800[f]	600	988.2-1579[d]	n/a	n/a	n/a	n/a	0.005-0.015
BCWQG Aquatic Life (30day) (AW)[b,c,h]			n/a	n/a	n/a	+/-1 Degree change from ambient	Change of 2	n/a	n/a	Change of 5	+20% of median background	n/a	n/a	1,090-1,770[d]	3,000	20-40[d]	3,000[f]	150	n/a	128-429[d]	n/a	n/a	n/a	n/a
BCWQG Drinking Water (DW)[b,c]			n/a	6.5-8.5	6.5-8.5	n/a[i]	Change of 1	n/a	n/a	n/a	n/a	n/a	n/a	n/a	10,000	1,000	10,000[f]	250	1,000	500	n/a	n/a	n/a	0.01
Canadian Drinking Water Quality (DW)[e]			n/a	6.5-8.5	6.5-8.5	n/a[i]	n/a[i]	n/a	500	n/a	n/a	n/a	n/a	n/a	10,000	1,000	n/a	250	1,500	500	n/a	n/a	n/a	n/a
QUL-18	QUL-18	2014 09 11	51.9	7.86	7.92	12.6	1.63	103	66	7.9	1.88	-	0.139	< 5	85.9	< 1	-	< 0.5	35	6.07	49.6	-	< 0.001	< 0.002[a]
	QUL-18	2014 09 12	51.4	7.86	7.82	12.9	0.85	101	64	< 3	2.03	-	0.151	< 5	73.1	< 1	-	< 0.5	30	6.01	47	-	< 0.001	< 0.002[a]
	QUL-18	2014 09 13	50.9	7.95	7.79	15.1	0.35	102	63	< 3	1.69	-	0.127	< 5	67.1	< 1	-	< 0.5	33	5.99	47.6	-	0.0013	**0.0022**
	QUL-18	2014 09 14	50.8	7.84	7.78	14.8	0.35	100	66	< 3	1.55	-	0.129	< 5	63.8	< 1	-	< 0.5	34	5.97	47.3	-	< 0.001	< 0.002[a]
	QUL-18	2014 09 15	50	8	7.95	10.2	0.47	101	64	20.6	1.77	-	0.128	< 5	66.6	< 1	-	< 0.5	33	6.06	48.8	-	< 0.001	< 0.002[a]
	QUL-18	2014 09 16	51.8	8.01	7.96	15.5	0.3	101	65	< 3	1.75	-	0.135	< 5	60	< 1	-	< 0.5	34	6.04	48.3	-	< 0.001	< 0.002[a]
	QUL-18-0M	2014 09 17	50.3	8.1	7.84	14.9	0.27	100	64	< 3	1.71	-	0.112	< 5	58.1	< 1	-	< 0.5	35	5.99	47.3	-	< 0.001	< 0.002[a]
QUL-19	QUL-19	2014 08 08	48.4	8.10	7.99	18.7	0.37	95.3	61	< 3	2.08	-	0.122	< 5	49.6	< 1	-	< 0.5	34	5.51	43.8	-	< 0.001	< 0.002[a]
	QUL-19	2014 08 09	48.5	7.93	7.9	17.9	0.34	95.5	67	< 3	2.25	-	0.126	< 5	57.1	< 1	-	< 0.5	35	5.5	42.6	-	< 0.001	< 0.002[a]
	QUL-19	2014 08 10	48.2	7.87	7.92	20.7	0.42	95.7	65	< 3	2.3	-	0.126	< 5	43.4	< 1	-	< 0.5	35	5.63	45.3	-	< 0.001	< 0.002[a]
	QUL-19	2014 08 11	46.3	7.99	7.93	19.5	0.34	97.1	68	< 3	2.2	-	0.13	< 5	45.6	< 1	-	< 0.5	34	5.63	43.8	-	< 0.001	**0.0026**
	QUL-19X	2014 08 11	46.1	7.99	7.93	19.5	0.38	97	67	< 3	2.35	-	0.126	< 5	47.5	< 1	-	< 0.5	33	5.62	44	-	< 0.001	**0.0025**
	QA/QC RPD %		< 1	0	0	0	*	< 1	1	*	*	-	*	*	4	*	-	*	*	< 1	< 1	-	*	*
	QUL-19	2014 08 12	47.8	8.01	7.97	21.4	0.35	96	59	< 3	1.66	-	0.112	< 5	54.6	< 1	-	< 0.5	35	5.72	44.4	-	< 0.001	< 0.002[a]
	QUL-19	2014 08 13	47.5	-	7.99	20.9	0.38	98.5	54	< 3	2.03	-	0.117	< 5	49.1	< 1	-	< 0.5	32	5.6	44.5	-	< 0.001	< 0.002[a]
	QUL-19	2014 08 14	49.4	8.15	7.96	22.0	0.25	98.3	67	< 3	1.87	-	0.116	< 5	48.9	< 1	-	< 0.5	35	5.69	44.4	-	< 0.001	< 0.002[a]
	QUL-19	2014 08 15	48.8	8.12	7.99	21.1	0.21	97.1	62	< 3	1.84	-	0.102	< 5	47.7	< 1	-	< 0.5	35	5.65	43.8	-	< 0.001	< 0.002[a]
	QUL-19	2014 08 16	48.8	8.10	7.95	20.5	0.28	93.4	63	< 3	2.07	-	0.105	< 5	42.4	< 1	-	< 0.5	35	5.67	43.5	-	< 0.001	< 0.002[a]
	QUL-19	2014 08 17	49.1	7.79	7.97	20.6	0.38	98.8	62	< 3	2.48	-	0.117	< 5	31.5	< 1	-	< 0.5	35	5.79	45	-	< 0.001	< 0.002[a]
	QUL-19X	2014 08 17	48.7	7.79	7.99	20.6	0.39	98.6	67	< 3	2.47	-	0.12	< 5	31.2	< 1	-	< 0.5	35	5.81	44.2	-	< 0.001	< 0.002[a]
	QA/QC RPD %		< 1	0	< 1	0	*	< 1	8	*	*	-	*	*	< 1	*	-	*	*	< 1	2	-	*	*
	QUL-19	2014 08 19	48.6	7.08	7.85	19.8	0.3	96.4	67	< 3	2.01	-	0.112	< 5	41.6	< 1	-	< 0.5	33	5.59	50.4	-	0.0011	**0.0024**
	QUL-19	2014 08 21	49.7	8.35	7.9	18.8	0.39	96	62	< 3	2.04	-	0.12	< 5	45.9	< 1	-	< 0.5	35	5.64	43.7	-	< 0.001	< 0.002[a]
	QUL-19-0M	2014 08 27	49.8	7.96	7.9	19.0	0.27	97.6	70	< 3	1.91	-	0.172	< 5	45.9	< 1	-	< 0.5	33	5.78	44.1	-	0.0011	< 0.002[a]
	QUL-19-35M	2014 08 27	53.9	7.46	7.95	5.1	3.23	106	68	< 3	1.94	-	0.184	< 5	124	< 1	-	< 0.5	36	6.44	48.2	-	0.0011	< 0.002[a]
	QUL-19-55M	2014 08 27	53.9	7.35	7.93	4.0	0.49	108	67	< 3	1.9	-	0.174	< 5	145	< 1	-	< 0.5	36	6.31	48.9	-	0.0015	**0.0021**
QUL-20	QUL-20	2014 08 08	52.5	7.76	7.95	8.1	0.43	104	68	< 3	2.04	-	0.164	< 5	123	< 1	-	< 0.5	35	5.88	47.7	-	< 0.001	< 0.002[a]
	QUL-20X	2014 08 08	52.7	7.76	7.96	-	0.45	104	69	< 3	1.89	-	0.174	< 5	123	< 1	-	< 0.5	35	5.9	48.5	-	< 0.001	< 0.002[a]
	QA/QC RPD %		< 1	0	< 1	*	*	0	1	*	*	-	*	*	0	*	-	*	*	< 1	2	-	*	*
	QUL-20	2014 08 09	50.8	7.73	7.84	11.0	0.46	100	69	< 3	2.14	-	0.174	< 5	104	< 1	-	< 0.5	34	5.77	45	-	< 0.001	< 0.002[a]
	QUL-20	2014 08 11	47.5	7.89	7.93	16.2	0.41	98.9	71	< 3	2.28	-	0.183	< 5	73	< 1	-	< 0.5	34	5.67	44.7	-	< 0.001	**0.0023**
	QUL-20	2014 08 12	47.6	8.00	7.9	17.0	0.26	97.2	68	< 3	1.83	-	0.144	< 5	65.7	< 1	-	< 0.5	33	5.64	44.2	-	< 0.001	< 0.002[a]
	QUL-20	2014 08 13	47.8	-	7.98	19.2	0.53	98.2	59	< 3	2.16	-	0.13	< 5	51.5	< 1	-	< 0.5	33	5.62	44.6	-	< 0.001	< 0.002[a]
	QUL-20	2014 08 14	49.3	8.06	7.96	19.3	0.26	99.1	70	< 3	2.17	-	0.139	< 5	49.4	< 1	-	< 0.5	36	5.63	44.4	-	< 0.001	< 0.002[a]
	QUL-20	2014 08 15	49.4	8.05	7.99	17.6	0.4	97.6	62	< 3	1.86	-	0.123	< 5	62	< 1	-	< 0.5	36	5.65	43.7	-	< 0.001	< 0.002[a]
	QUL-20X	2014 08 15	49.6	8.05	7.98	17.6	0.28	97.6	65	< 3	1.79	-	0.123	< 5	59.5	< 1	-	< 0.5	36	5.65	43.8	-	< 0.001	< 0.002[a]
	QA/QC RPD %		< 1	0	< 1	0	*	0	5	*	*	-	*	*	4	*	-	*	*	0	< 1	-	*	*
	QUL-20	2014 08 16	49	7.94	7.97	17.7	0.31	95.6	66	< 3	1.95	-	0.114	< 5	57.5	< 1	-	< 0.5	35	5.64	43.6	-	< 0.001	< 0.002[a]
	QUL-20	2014 08 17	47.5	7.79	7.97	17.9	0.37	97.2	63	< 3	2.5	-	0.144	< 5	58.6	< 1	-	< 0.5	34	5.65	44	-	< 0.001	< 0.002[a]
	QUL20	2014 08 22	50.4	7.80	7.86	13.6	1	98.2	69	< 3	2.51	-	0.162	< 5	81.4	< 1	-	< 0.5	34	5.78	44.4	-	< 0.001	< 0.002[a]

Associated ALS files: L1498519, L1498533, L1499166, L1499203, L1499703, L1499707, L1499710, L1499926, L1499947, L1500619, L1501501, L1501518, L1502349, L1502364, L1502370, L1502388, L1503057, L1503061, L1503079, L1503910, L1503913, L1503928, L1503932, L1503933, L1503934, L1504180, L1504213, L1504220, L1504251, L1504261, L1504997, L1505918, L1506551, L1506571, L1506577, L1506586, L1500164, L1502370, L1506989, L1506996, L1507001, L1507291, L1507298, L1506992, L1507259, L1507347, L1507948, L1507972, L1507977, L1508637, L1508673, L1509507, L1508649, L1509597, L1510231, L1510268, L1510289, L1510741, L1510746, L1511190, L1511225, L1511232, L1511817, L1511758, L1511787, L1511850, L1511886, L1511905, L1512681, L1512726, L1513326, L1513353, L1513820, L1513828, L1514716, L1514724, L1514735, L1514765, L1507963, L1514731, L1514737, L1515541, L1515553, L1515572, L1518945, L1516292, L1516846, L1516856, L1517429, L1517430, L1517431, L1517432, L1518138, L1518251, L1518254, L1518260, L1518267, L1518976, L1519008, L1519837, L1519791, L1520433, L1520459, L1520931.

All terms defined within the body of SNC-Lavalin's report (available upon request).

< Denotes concentration less than indicated detection limit or RPD less than indicated value.

- Denotes analysis not conducted.

n/a Denotes no applicable standard.

* RPDs are not normally calculated where one or more concentrations are less than five times MDL.

SHADED Concentration greater than BCWQG Aquatic Life (AW) guideline.

BOLD Concentration greater than BCWQG Drinking Water (DW) guideline.

SHADED Concentration greater than BCWQG Aquatic Life (30day) (AW) guideline.

BOLD Concentration greater than or equal to Canadian Drinking Water Quality (DW) guideline.

[a] Laboratory detection limit out of range.

[b] British Columbia Approved Water Quality Guidelines 2006 Edition, updated 2014.

[c] A Compendium of Working Water Quality Guidelines for British Columbia, updated August 2006.

[d] Guideline varies with pH, and/or either Temperature or Hardness or chloride

[e] Health Canada Drinking Water Guidelines, 2012.

[f] Guideline for Nitrate applied.

[g] The total phosphorus guideline is a measure of lake productivity and is based on spring overturn or an average of summer samples and is not applicable to single sample results at this point in time.

[h] Calculated based on an individual sample basis, not average of 30 day results.

[i] Secondary chronic or chronic value, not 30 day mean.

[j] Guideline not applicable for site situation.

TABLE 1a: Summary of Analytical Results for Mount Polley, Quesnel Lake and River - Surface Water DRAFT

Sample Location	Sample ID	Sample Date (yyyy mm dd)	Dissolved Metals																											
			Dissolved Aluminum (µg/L)	Dissolved Calcium (mg/L)	Dissolved Iron (µg/L)	Dissolved Magnesium (mg/L)	Dissolved Manganese (µg/L)	Dissolved Potassium (mg/L)	Dissolved Sodium (mg/L)	Antimony (µg/L)	Arsenic (µg/L)	Barium (µg/L)	Beryllium (µg/L)	Boron (µg/L)	Cadmium (µg/L)	Chromium (µg/L)	Cobalt (µg/L)	Copper (µg/L)	Lead (µg/L)	Lithium (µg/L)	Mercury (µg/L)	Molybdenum (µg/L)	Nickel (µg/L)	Selenium (µg/L)	Silver (µg/L)	Thallium (µg/L)	Titanium (µg/L)	Uranium (µg/L)	Vanadium (µg/L)	Zinc (µg/L)
BC Guidelines																														
BCWQG Aquatic Life (AW)[b,c]			100[d]	n/a	350	n/a	n/a	n/a	n/a	n/a	n/a	n/a	n/a	n/a	n/a	n/a	n/a	n/a	n/a	n/a	n/a	n/a	n/a	n/a	n/a	n/a	n/a	n/a	n/a	n/a
BCWQG Aquatic Life (30day) (AW)[b,c,h]			50[d]	n/a	n/a	n/a	n/a	n/a	n/a	n/a	n/a	n/a	n/a	n/a	n/a	n/a	n/a	n/a	n/a	n/a	n/a	n/a	n/a	n/a	n/a	n/a	n/a	n/a	n/a	n/a
BCWQG Drinking Water (DW)[b,c]			200	n/a	n/a	n/a	n/a	n/a	n/a	n/a	n/a	n/a	n/a	n/a	n/a	n/a	n/a	n/a	n/a	n/a	n/a	n/a	n/a	n/a	n/a	n/a	n/a	n/a	n/a	n/a
Canadian Drinking Water Quality (DW)[e]			n/a	n/a	n/a	n/a	n/a	n/a	n/a	n/a	n/a	n/a	n/a	n/a	n/a	n/a	n/a	n/a	n/a	n/a	n/a	n/a	n/a	n/a	n/a	n/a	n/a	n/a	n/a	n/a
QUL-18	QUL-18	2014 09 11	10.5	17.5	< 30	1.98	1.3	0.464	0.867	< 0.1	0.1	5.97	< 0.1	< 10	< 0.01	< 0.5	< 0.1	1.45	< 0.05	< 0.5	-	0.454	< 0.5	< 0.5	< 0.01	< 0.01	< 10	0.144	< 1	< 3
	QUL-18	2014 09 12	7.9	17.3	< 30	1.98	0.323	0.454	0.852	< 0.1	0.11	5.11	< 0.1	< 10	< 0.01	< 0.5	< 0.1	0.82	< 0.05	0.78	-	0.283	< 0.5	< 0.5	< 0.01	< 0.01	< 10	0.134	< 1	< 3
	QUL-18	2014 09 13	8.5	17.2	< 30	1.93	0.429	0.45	0.82	< 0.1	< 0.1	5.12	< 0.1	< 10	< 0.01	< 0.5	< 0.1	0.56	< 0.05	0.58	-	0.256	< 0.5	< 0.5	< 0.01	< 0.01	< 10	0.141	< 1	< 3
	QUL-18	2014 09 14	9.3	17.2	< 30	1.93	0.247	0.451	0.779	< 0.1	< 0.1	4.92	< 0.1	< 10	< 0.01	< 0.5	< 0.1	< 0.5	< 0.05	0.79	-	0.244	< 0.5	< 0.5	< 0.01	< 0.01	< 10	0.143	< 1	< 3
	QUL-18	2014 09 15	8.5	16.9	< 30	1.91	0.467	0.463	0.816	< 0.1	0.11	5.2	< 0.1	< 10	< 0.01	< 0.5	< 0.1	0.63	< 0.05	0.82	-	0.297	< 0.5	< 0.5	< 0.01	< 0.01	< 10	0.137	< 1	< 3
	QUL-18	2014 09 16	9.3	17.6	< 30	1.92	0.257	0.436	0.758	< 0.1	< 0.1	4.74	< 0.1	< 10	< 0.01	< 0.5	< 0.1	< 0.5	< 0.05	0.75	-	0.232	< 0.5	< 0.5	< 0.01	< 0.01	< 10	0.141	< 1	< 3
	QUL-18-0M	2014 09 17	9.2	17.2	< 30	1.81	0.147	0.458	0.82	< 0.1	< 0.1	4.76	< 0.1	< 10	< 0.01	< 0.5	< 0.1	< 0.5	< 0.05	0.75	-	0.231	< 0.5	< 0.5	< 0.01	< 0.01	< 10	0.144	< 1	< 3
QUL-19	QUL-19	2014 08 08	10.7	16.1	< 30	1.98	0.819	0.488	0.877	< 0.1	0.13	5.89	< 0.1	< 10	< 0.01	< 0.5	< 0.1	< 0.5	< 0.05	< 0.5	-	0.346	< 0.5	< 0.5	< 0.01	< 0.01	< 10	0.116	< 1	< 3
	QUL-19	2014 08 09	10.1	16.3	< 30	1.88	0.443	0.472	0.828	< 0.1	< 0.1	5.26	< 0.1	< 10	< 0.01	< 0.5	< 0.1	< 0.5	< 0.05	0.54	-	0.318	< 0.5	< 0.5	< 0.01	< 0.01	< 10	0.138	< 1	< 3
	QUL-19	2014 08 10	11.2	16	< 30	2	1.66	0.524	0.944	< 0.1	0.17	6.17	< 0.1	< 10	< 0.01	< 0.5	< 0.1	0.55	< 0.05	< 0.5	-	0.394	< 0.5	< 0.5	< 0.01	< 0.01	< 10	0.122	< 1	< 3
	QUL-19	2014 08 11	12	15.4	< 30	1.87	0.745	0.496	0.871	< 0.1	0.12	5.69	< 0.1	< 10	< 0.01	< 0.5	< 0.1	< 0.5	< 0.05	0.96	-	0.328	< 0.5	< 0.5	< 0.01	< 0.01	< 10	0.123	< 1	< 3
	QUL-19X	2014 08 11	10.7	15.4	< 30	1.89	0.938	0.516	0.906	< 0.1	0.12	5.83	< 0.1	< 10	< 0.01	< 0.5	< 0.1	0.5	< 0.05	1.02	-	0.353	< 0.5	< 0.5	< 0.01	< 0.01	< 10	0.123	< 1	< 3
	QA/QC RPD %		*	0	*	1	23	4	4	*	*	2	*	*	*	*	*	*	*	*	-	7	*	*	*	*	*	0	*	*
	QUL-19	2014 08 12	9.7	16.2	< 30	1.8	0.17	0.439	0.783	< 0.1	< 0.1	4.85	< 0.1	< 10	< 0.01	< 0.5	< 0.1	< 0.5	< 0.05	0.86	-	0.243	< 0.5	< 0.5	< 0.01	< 0.01	< 10	0.145	< 1	< 3
	QUL-19	2014 08 13	9.6	16	< 30	1.83	0.098	0.436	0.789	< 0.1	< 0.1	4.79	< 0.1	< 10	< 0.01	< 0.5	< 0.1	< 0.5	< 0.05	1.01	-	0.282	< 0.5	< 0.5	< 0.01	< 0.01	< 10	0.142	< 1	< 3
	QUL-19	2014 08 14	12	16.7	< 30	1.86	0.381	0.445	0.783	< 0.1	< 0.1	4.98	< 0.1	< 10	< 0.01	< 0.5	< 0.1	< 0.5	< 0.05	0.73	-	0.259	< 0.5	< 0.5	< 0.01	< 0.01	< 10	0.135	< 1	< 3
	QUL-19	2014 08 15	10	16.5	< 30	1.86	0.367	0.463	0.798	< 0.1	< 0.1	5.31	< 0.1	< 10	< 0.01	< 0.5	< 0.1	< 0.5	< 0.05	< 0.5	-	0.285	< 0.5	< 0.5	< 0.01	< 0.01	< 10	0.138	< 1	< 3
	QUL-19	2014 08 16	9.9	16.3	< 30	1.94	0.442	0.464	0.826	< 0.1	0.11	5.54	< 0.1	< 10	< 0.01	< 0.5	< 0.1	< 0.5	< 0.05	0.76	-	0.318	< 0.5	< 0.5	< 0.01	< 0.01	< 10	0.133	< 1	< 3
	QUL-19	2014 08 17	8.9	16.2	< 30	2.12	0.987	0.507	0.945	< 0.1	0.15	6.33	< 0.1	< 10	< 0.01	< 0.5	< 0.1	< 0.5	< 0.05	0.55	-	0.43	< 0.5	< 0.5	< 0.01	< 0.01	< 10	0.121	< 1	< 3
	QUL-19X	2014 08 17	9.6	16	< 30	2.09	0.977	0.522	0.955	< 0.1	0.17	6.45	< 0.1	< 10	< 0.01	< 0.5	< 0.1	< 0.5	< 0.05	< 0.5	-	0.441	< 0.5	< 0.5	< 0.01	< 0.01	< 10	0.125	< 1	< 3
	QA/QC RPD %		*	1	*	1	1	3	1	*	*	2	*	*	*	*	*	*	*	*	-	3	*	*	*	*	*	3	*	*
	QUL-19	2014 08 19	10.2	16.3	< 30	1.92	0.322	0.477	0.843	< 0.1	0.11	5.4	< 0.1	< 10	< 0.01	< 0.5	< 0.1	0.52	< 0.05	0.71	-	0.308	< 0.5	< 0.5	< 0.01	< 0.01	< 10	0.133	< 1	< 3
	QUL-19	2014 08 21	9.3	16.7	< 30	1.92	0.344	0.454	0.814	< 0.1	0.11	5.2	< 0.1	< 10	< 0.01	< 0.5	< 0.1	< 0.5	< 0.05	0.83	-	0.292	< 0.5	< 0.5	< 0.01	< 0.01	< 10	0.139	< 1	< 3
	QUL-19-0M	2014 08 27	9.7	16.8	< 30	1.89	0.218	0.437	0.811	< 0.1	< 0.1	4.92	< 0.1	< 10	< 0.01	< 0.5	< 0.1	< 0.5	< 0.05	0.75	-	0.244	< 0.5	< 0.5	< 0.01	< 0.01	< 10	0.139	< 1	< 3
	QUL-19-35M	2014 08 27	6.1	18.2	< 30	2.05	3.23	0.479	0.988	< 0.1	0.1	5.55	< 0.1	< 10	< 0.01	< 0.5	< 0.1	0.91	< 0.05	0.84	-	0.389	< 0.5	< 0.5	< 0.01	< 0.01	< 10	0.167	< 1	< 3
	QUL-19-55M	2014 08 27	4.8	18.2	< 30	2.06	0.342	0.459	0.924	< 0.1	< 0.1	5.04	< 0.1	< 10	< 0.01	< 0.5	< 0.1	< 0.5	< 0.05	0.91	-	0.254	< 0.5	< 0.5	< 0.01	< 0.01	< 10	0.156	< 1	< 3
QUL-20	QUL-20	2014 08 08	7.4	17.7	< 30	2.04	0.365	0.463	0.892	< 0.1	0.11	5.25	< 0.1	< 10	< 0.01	< 0.5	< 0.1	< 0.5	< 0.05	0.73	-	0.276	< 0.5	< 0.5	< 0.01	< 0.01	< 10	0.136	< 1	< 3
	QUL-20X	2014 08 08	7.5	17.7	< 30	2.04	0.339	0.466	0.892	< 0.1	< 0.1	5.14	< 0.1	< 10	< 0.01	< 0.5	< 0.1	< 0.5	< 0.05	0.68	-	0.263	< 0.5	< 0.5	< 0.01	< 0.01	< 10	0.137	< 1	< 3
	QA/QC RPD %		*	0	*	0	7	< 1	0	*	*	2	*	*	*	*	*	*	*	*	-	5	*	*	*	*	*	< 1	*	*
	QUL-20	2014 08 09	8.1	17.1	< 30	1.95	0.355	0.459	0.847	< 0.1	< 0.1	5.12	< 0.1	< 10	< 0.01	< 0.5	< 0.1	< 0.5	< 0.05	0.61	-	0.287	< 0.5	< 0.5	< 0.01	< 0.01	< 10	0.138	< 1	< 3
	QUL-20	2014 08 11	12.1	16	< 30	1.85	0.301	0.489	0.847	< 0.1	0.11	5.22	< 0.1	< 10	< 0.01	< 0.5	< 0.1	0.51	< 0.05	1.07	-	0.26	0.53	< 0.5	< 0.01	< 0.01	< 10	0.132	< 1	< 3
	QUL-20	2014 08 12	9.9	16.1	< 30	1.82	0.127	0.463	0.823	< 0.1	< 0.1	5.51	< 0.1	< 10	< 0.01	< 0.5	< 0.1	< 0.5	< 0.05	0.75	-	0.299	< 0.5	< 0.5	< 0.01	< 0.01	< 10	0.137	< 1	< 3
	QUL-20	2014 08 13	9.6	16.1	< 30	1.88	0.163	0.476	0.847	< 0.1	< 0.1	5.3	< 0.1	< 10	< 0.01	< 0.5	< 0.1	< 0.5	< 0.05	1.04	-	0.312	< 0.5	< 0.5	< 0.01	< 0.01	< 10	0.135	< 1	< 3
	QUL-20	2014 08 14	10.6	16.6	< 30	1.89	0.392	0.471	0.825	< 0.1	0.11	5.26	< 0.1	< 10	< 0.01	< 0.5	< 0.1	< 0.5	< 0.05	0.7	-	0.299	< 0.5	< 0.5	< 0.01	< 0.01	< 10	0.13	< 1	< 3
	QUL-20	2014 08 15	9.9	16.7	< 30	1.9	0.354	0.469	0.826	< 0.1	0.12	5.73	< 0.1	< 10	< 0.01	< 0.5	< 0.1	< 0.5	< 0.05	< 0.5	-	0.3	< 0.5	< 0.5	< 0.01	< 0.01	< 10	0.139	< 1	< 3
	QUL-20X	2014 08 15	10.1	16.7	< 30	1.89	0.35	0.472	0.826	< 0.1	0.11	5.65	< 0.1	< 10	< 0.01	< 0.5	< 0.1	< 0.5	< 0.05	< 0.5	-	0.299	< 0.5	< 0.5	< 0.01	< 0.01	< 10	0.138	< 1	< 3
	QA/QC RPD %		*	0	*	< 1	1	< 1	0	*	*	1	*	*	*	*	*	*	*	*	-	< 1	*	*	*	*	*	< 1	*	*
	QUL-20	2014 08 16	9.9	16.4	< 30	1.93	0.333	0.45	0.791	< 0.1	0.11	5.18	< 0.1	< 10	< 0.01	< 0.5	< 0.1	< 0.5	< 0.05	< 0.5	-	0.281	< 0.5	< 0.5	< 0.01	< 0.01	< 10	0.132	< 1	< 3
	QUL-20	2014 08 17	9.9	16	< 30	1.86	0.423	0.471	0.832	< 0.1	0.11	5.28	< 0.1	< 10	< 0.01	< 0.5	< 0.1	< 0.5	< 0.05	0.57	-	0.28	< 0.5	< 0.5	< 0.01	< 0.01	< 10	0.137	< 1	< 3
	QUL20	2014 08 22	10.2	17	< 30	1.91	0.767	0.461	0.837	< 0.1	0.1	5.51	< 0.1	< 10	< 0.01	< 0.5	< 0.1	0.85	< 0.05	0.89	-	0.267	< 0.5	< 0.5	< 0.01	< 0.01	< 10	0.138	< 1	< 3

Associated ALS files: L1498519, L1498533, L1499166, L1499203, L1499703, L1499707, L1499710, L1499926, L1499947, L1500619, L1501501, L1501518, L1502349, L1502364, L1502370, L1502388, L1503057, L1503061, L1503079, L1503910, L1503913, L1503928, L1503932, L1503933, L1503934, L1504180, L1504213, L1504220, L1504251, L1504261, L1504997, L1505918, L1506551, L1506571, L1506577, L1506586, L1500164, L1502370, L1506989, L1506996, L1507001, L1507291, L1507298, L1506992, L1507259, L1507347, L1507948, L1507972, L1507977, L1508637, L1508673, L1509507, L1508649, L1509597, L1510231, L1510268, L1510289, L1510741, L1510746, L1511190, L1511225, L1511232, L1511817, L1511758, L1511787, L1511850, L1511886, L1511905, L1512681, L1512726, L1513326, L1513353, L1513820, L1513828, L1514716, L1514724, L1514735, L1514765, L1507963, L1514731, L1514737, L1515541, L1515553, L1515572, L1518945, L1516292, L1516846, L1516856, L1517429, L1517430, L1517431, L1517432, L1518138, L1518251, L1518254, L1518260, L1518267, L1518976, L1519008, L1519837, L1519791, L1520433, L1520459, L1520931.

All terms defined within the body of SNC-Lavalin's report (available upon request).

< Denotes concentration less than indicated detection limit or RPD less than indicated value.

- Denotes analysis not conducted.

n/a Denotes no applicable standard.

* RPDs are not normally calculated where one or more concentrations are less than five times MDL.

SHADED Concentration greater than BCWQG Aquatic Life (AW) guideline.

BOLD Concentration greater than BCWQG Drinking Water (DW) guideline.

SHADED Concentration greater than BCWQG Aquatic Life (30day) (AW) guideline.

BOLD Concentration greater than or equal to Canadian Drinking Water Quality (DW) guideline.

[a] Laboratory detection limit out of range.

[b] British Columbia Approved Water Quality Guidelines 2006 Edition, updated 2014.

[c] A Compendium of Working Water Quality Guidelines for British Columbia, updated August 2006.

[d] Guideline varies with pH, and/or either Temperature or Hardness or chloride

[e] Health Canada Drinking Water Guidelines, 2012.

[f] Guideline for Nitrate applied.

[g] The total phosphorus guideline is a measure of lake productivity and is based on spring overturn or an average of summer samples and is not applicable to single sample results at this point in time.

[h] Calculated based on an individual sample basis, not average of 30 day results.

[i] Secondary chronic or chronic value, not 30 day mean.

[j] Guideline not applicable for site situation.

TABLE 1a: Summary of Analytical Results for Mount Polley, Quesnel Lake and River - Surface Water DRAFT

Sample Location	Sample ID	Sample Date (yyyy mm dd)	Total Metals																														
			Aluminum (µg/L)	Antimony (µg/L)	Arsenic (µg/L)	Barium (µg/L)	Beryllium (µg/L)	Bismuth (µg/L)	Boron (µg/L)	Cadmium (µg/L)	Calcium (µg/L)	Chromium (µg/L)	Cobalt (µg/L)	Copper (µg/L)	Iron (µg/L)	Lead (µg/L)	Lithium (µg/L)	Magnesium (µg/L)	Manganese (µg/L)	Mercury (µg/L)	Molybdenum (µg/L)	Nickel (µg/L)	Potassium (µg/L)	Selenium (µg/L)	Silicon (µg/L)	Silver (µg/L)	Sodium (µg/L)	Thallium (µg/L)	Tin (µg/L)	Titanium (µg/L)	Uranium (µg/L)	Vanadium (µg/L)	Zinc (µg/L)
BC Guidelines																																	
BCWQG Aquatic Life (AW)[b,c]			n/a	20	5	5,000	n/a	n/a	1,200	0.016-0.055[d]	n/a	1 (Cr(+6))	110	6.0-19.3[d]	1,000	27.3-177.4[d]	870	n/a	1001-2568[d]	Methyl mercury analysis in progress	2,000	25-150[d]	373,000-432,000	2	n/a	0.1-3.0[d]	n/a	0.3	n/a	2,000	300	6	33-103.5[d]
BCWQG Aquatic Life (30day) (AW)[b,c,h]			n/a	n/a	n/a	1,000	5.3[i]	n/a	n/a	n/a	n/a	n/a	4	2-7.4[d]	n/a	4.4-10.2[d]	14[i]	n/a	791.1-1415[d]		1,000	n/a	n/a	n/a	n/a	0.05-1.5[d]	n/a	n/a	n/a	n/a	n/a	n/a	7.5-78[d]
BCWQG Drinking Water (DW)[b,c]			n/a	14	25	n/a	4	n/a	5,000	n/a	n/a	n/a	n/a	500	n/a	50	n/a	n/a	n/a	1	250	n/a	n/a	10	n/a	n/a	n/a	2	n/a	n/a	n/a	n/a	5,000
Canadian Drinking Water Quality (DW)[e]			100	6	10	1,000	n/a	n/a	5,000	5	n/a	50	n/a	1,000	300	10	n/a	n/a	50	1	n/a	n/a	n/a	10	n/a	n/a	200,000	n/a	n/a	n/a	20	n/a	5,000
QUL-18	QUL-18	2014 09 11	66.7	< 0.1	0.13	6.61	< 0.1	< 0.5	< 10	< 0.01	17,100	< 0.5	< 0.1	**2.78**	73	0.052	< 0.5	1,970	3.71	-	0.326	< 0.5	470	< 0.5	1,690	< 0.01	855	< 0.01	< 0.1	< 10	0.155	< 1	< 3
	QUL-18	2014 09 12	54.4	< 0.1	0.12	5.82	< 0.1	< 0.5	< 10	< 0.01	17,200	< 0.5	< 0.1	1.71	47	< 0.05	0.9	1,990	2.44	-	0.305	< 0.5	463	< 0.5	1,620	< 0.01	860	< 0.01	0.16	< 10	0.142	< 1	< 3
	QUL-18	2014 09 13	24.5	< 0.1	0.11	5.22	< 0.1	< 0.5	< 10	< 0.01	17,300	< 0.5	< 0.1	0.88	< 30	< 0.05	< 0.5	1,960	1.26	-	0.304	< 0.5	460	< 0.5	1,510	< 0.01	825	< 0.01	< 0.1	< 10	0.152	< 1	< 3
	QUL-18	2014 09 14	18.4	< 0.1	< 0.1	4.95	< 0.1	< 0.5	< 10	< 0.01	17,200	< 0.5	< 0.1	0.81	< 30	< 0.05	0.88	1,930	0.874	-	0.278	< 0.5	452	< 0.5	1,440	< 0.01	797	< 0.01	< 0.1	< 10	0.151	< 1	< 3
	QUL-18	2014 09 15	26.5	< 0.1	0.12	5.5	< 0.1	< 0.5	< 10	< 0.01	17,000	< 0.5	< 0.1	0.98	< 30	< 0.05	0.87	1,940	1.25	-	0.316	< 0.5	477	< 0.5	1,520	< 0.01	857	< 0.01	< 0.1	< 10	0.144	< 1	< 3
	QUL-18	2014 09 16	16	< 0.1	< 0.1	4.75	< 0.1	< 0.5	< 10	< 0.01	17,200	< 0.5	< 0.1	0.55	< 30	< 0.05	0.8	1,900	0.705	-	0.262	< 0.5	443	< 0.5	1,400	< 0.01	766	< 0.01	< 0.1	< 10	0.148	< 1	< 3
	QUL-18-0M	2014 09 17	17.3	< 0.1	< 0.1	4.9	< 0.1	< 0.5	< 10	< 0.01	17,300	< 0.5	< 0.1	0.55	< 30	< 0.05	0.7	1,830	0.75	-	0.289	< 0.5	481	< 0.5	1,420	< 0.01	858	< 0.01	< 0.1	< 10	0.152	< 1	< 3
QUL-19	QUL-19	2014 08 08	19.9	< 0.1	0.15	5.79	< 0.1	< 0.5	< 10	< 0.01	15,600	< 0.5	< 0.1	0.6	33	< 0.05	< 0.5	1,950	2.49	< 0.05	0.373	< 0.5	479	< 0.5	1,680	< 0.01	867	< 0.01	< 0.1	< 10	0.121	< 1	< 3
	QUL-19	2014 08 09	20	< 0.1	0.11	5.48	< 0.1	< 0.5	< 10	< 0.01	16,200	< 0.5	< 0.1	0.66	< 30	< 0.05	< 0.5	1,910	1.27	< 0.05	0.307	< 0.5	481	< 0.5	1,580	< 0.01	834	< 0.01	< 0.1	< 10	0.138	< 1	< 3
	QUL-19	2014 08 10	18.7	< 0.1	0.16	6.21	< 0.1	< 0.5	< 10	< 0.01	15,800	< 0.5	< 0.1	0.63	31	< 0.05	< 0.5	1,980	2.84	< 0.05	0.426	< 0.5	519	< 0.5	1,770	< 0.01	948	< 0.01	< 0.1	< 10	0.125	< 1	< 3
	QUL-19	2014 08 11	17.9	< 0.1	0.15	5.85	< 0.1	< 0.5	< 10	< 0.01	15,800	< 0.5	< 0.1	0.6	< 30	< 0.05	0.82	1,940	1.79	< 0.05	0.36	< 0.5	504	< 0.5	1,630	< 0.01	885	< 0.01	< 0.1	< 10	0.133	< 1	< 3
	QUL-19X	2014 08 11	19	< 0.1	0.17	6.1	< 0.1	< 0.5	< 10	< 0.01	15,600	< 0.5	< 0.1	0.76	< 30	< 0.05	0.83	1,960	2.2	< 0.05	0.419	< 0.5	543	< 0.5	1,670	< 0.01	934	< 0.01	< 0.1	< 10	0.131	< 1	< 3
	QA/QC RPD %		6	*	*	4	*	*	*	*	1	*	*	*	*	*	*	1	*	*	15	*	7	*	2	*	5	*	*	*	2	*	*
	QUL-19	2014 08 12	15.2	< 0.1	< 0.1	4.9	< 0.1	< 0.5	< 10	< 0.01	16,600	< 0.5	< 0.1	< 0.5	< 30	< 0.05	0.82	1,870	0.81	< 0.05	0.253	< 0.5	437	< 0.5	1,460	< 0.01	787	< 0.01	< 0.1	< 10	0.147	< 1	< 3
	QUL-19	2014 08 13	13.5	< 0.1	0.11	5.14	< 0.1	< 0.5	< 10	< 0.01	16,800	< 0.5	< 0.1	< 0.5	< 30	< 0.05	0.9	1,930	0.823	< 0.05	0.287	< 0.5	455	< 0.5	1,530	< 0.01	824	< 0.01	< 0.1	< 10	0.153	< 1	< 3
	QUL-19	2014 08 14	13.6	< 0.1	< 0.1	4.96	< 0.1	< 0.5	< 10	< 0.01	16,400	< 0.5	< 0.1	< 0.5	< 30	< 0.05	0.68	1,850	0.81	-	0.282	< 0.5	447	< 0.5	1,510	< 0.01	807	< 0.01	< 0.1	< 10	0.142	< 1	< 3
	QUL-19	2014 08 15	13.5	< 0.1	0.12	5.28	< 0.1	< 0.5	< 10	< 0.01	16,500	< 0.5	< 0.1	< 0.5	< 30	< 0.05	< 0.5	1,870	1.03	-	0.296	< 0.5	451	< 0.5	1,540	< 0.01	796	< 0.01	< 0.1	< 10	0.144	< 1	< 3
	QUL-19	2014 08 16	15.3	< 0.1	0.13	5.58	< 0.1	< 0.5	< 10	< 0.01	16,300	< 0.5	< 0.1	0.59	< 30	< 0.05	< 0.5	1,930	1.68	-	0.345	< 0.5	476	< 0.5	1,590	< 0.01	840	< 0.01	< 0.1	< 10	0.14	< 1	< 3
	QUL-19	2014 08 17	17.5	< 0.1	0.18	6.58	< 0.1	< 0.5	< 10	< 0.01	16,000	< 0.5	< 0.1	< 1	34	< 0.05	0.67	2,120	3.97	-	0.458	< 0.5	529	< 0.5	1,790	< 0.01	977	< 0.01	< 0.1	< 10	0.131	< 1	< 3
	QUL-19X	2014 08 17	18.5	< 0.1	0.2	6.59	< 0.1	< 0.5	< 10	< 0.01	15,800	< 0.5	< 0.1	< 1	35	< 0.05	< 0.5	2,060	4.02	-	0.47	< 0.5	532	< 0.5	1,760	< 0.01	978	< 0.01	< 0.1	< 10	0.136	< 1	< 3
	QA/QC RPD %		6	*	*	< 1	*	*	*	*	1	*	*	*	*	*	*	3	*	-	3	*	< 1	*	2	*	< 1	*	*	*	4	*	*
	QUL-19	2014 08 19	14	< 0.1	0.13	5.54	< 0.1	< 0.5	< 10	< 0.01	16,200	< 0.5	< 0.1	0.57	< 30	< 0.05	1	1,930	1.44	-	0.333	< 0.5	486	< 0.5	1,570	< 0.01	875	< 0.01	< 0.1	< 10	0.139	< 1	< 3
	QUL-19	2014 08 21	22.1	< 0.1	0.12	5.26	< 0.1	< 0.5	< 10	< 0.01	16,300	< 0.5	< 0.1	0.73	< 30	< 0.05	0.67	1,880	1.34	-	0.299	< 0.5	467	< 0.5	1,500	< 0.01	826	< 0.01	< 0.1	< 10	0.146	< 1	< 3
	QUL-19-0M	2014 08 27	13.5	< 0.1	< 0.1	4.85	< 0.1	< 0.5	< 10	< 0.01	16,000	< 0.5	< 0.1	0.51	< 30	< 0.05	0.68	1,810	0.754	< 0.01	0.261	< 0.5	435	< 0.5	1,400	< 0.01	820	< 0.01	< 0.1	< 10	0.14	< 1	< 3
	QUL-19-35M	2014 08 27	***160***	< 0.1	0.16	8.07	< 0.1	< 0.5	< 10	< 0.01	17,800	< 0.5	< 0.1	**4.83**	102	0.06	0.83	2,060	7.5	< 0.01	0.411	< 0.5	521	< 0.5	1,970	< 0.01	1,010	< 0.01	< 0.1	< 10	0.178	< 1	< 3
	QUL-19-55M	2014 08 27	30.6	< 0.1	0.1	5.22	< 0.1	< 0.5	< 10	< 0.01	18,100	< 0.5	< 0.1	0.78	< 30	< 0.05	0.85	2,060	1.47	< 0.01	0.267	< 0.5	471	< 0.5	1,690	< 0.01	936	< 0.01	< 0.1	< 10	0.165	< 1	< 3
QUL-20	QUL-20	2014 08 08	22.4	< 0.1	0.13	5.42	< 0.1	< 0.5	< 10	< 0.01	17,400	< 0.5	< 0.1	0.66	< 30	< 0.05	0.58	2,040	1.48	< 0.05	0.288	< 0.5	483	< 0.5	1,720	< 0.01	901	< 0.01	< 0.1	< 10	0.145	< 1	< 3
	QUL-20X	2014 08 08	26.2	< 0.1	0.12	5.45	< 0.1	< 0.5	< 10	< 0.01	17,600	< 0.5	< 0.1	0.7	< 30	< 0.05	0.59	2,070	1.49	< 0.05	0.285	< 0.5	487	< 0.5	1,740	< 0.01	928	< 0.01	< 0.1	< 10	0.15	< 1	< 3
	QA/QC RPD %		16	*	*	< 1	*	*	*	*	1	*	*	*	*	*	*	2	*	*	1	*	< 1	*	1	*	3	*	*	*	3	*	*
	QUL-20	2014 08 09	20	< 0.1	0.11	5.21	< 0.1	< 0.5	< 10	< 0.01	17,200	< 0.5	< 0.1	0.69	< 30	< 0.05	0.59	1,980	1.24	< 0.05	0.281	< 0.5	475	< 0.5	1,670	< 0.01	867	< 0.01	< 0.1	< 10	0.148	< 1	< 3
	QUL-20	2014 08 11	23.4	< 0.1	0.14	5.25	< 0.1	< 0.5	< 10	< 0.01	15,900	< 0.5	< 0.1	0.71	< 30	< 0.05	0.9	1,860	1.16	< 0.05	0.3	< 0.5	487	< 0.5	1,530	< 0.01	843	< 0.01	< 0.1	< 10	0.143	< 1	< 3
	QUL-20	2014 08 12	19.9	< 0.1	0.12	5.12	< 0.1	< 0.5	< 10	< 0.01	16,300	< 0.5	< 0.1	0.69	< 30	< 0.05	0.82	1,850	1.18	< 0.05	0.293	< 0.5	471	< 0.5	1,560	< 0.01	836	< 0.01	< 0.1	< 10	0.14	< 1	< 3
	QUL-20	2014 08 13	15.6	< 0.1	0.16	5.44	< 0.1	< 0.5	< 10	< 0.01	16,600	< 0.5	< 0.1	0.74	< 30	< 0.05	0.65	1,940	1.26	< 0.05	0.31	< 0.5	489	< 0.5	1,600	< 0.01	871	< 0.01	< 0.1	< 10	0.141	< 1	< 3
	QUL-20	2014 08 14	17.1	< 0.1	0.12	5.41	< 0.1	< 0.5	< 10	< 0.01	16,300	< 0.5	< 0.1	0.66	< 30	< 0.05	0.69	1,880	1.35	-	0.306	< 0.5	472	< 0.5	1,610	< 0.01	833	< 0.01	< 0.1	< 10	0.136	< 1	< 3
	QUL-20	2014 08 15	20.3	< 0.1	0.13	5.84	< 0.1	< 0.5	< 10	< 0.01	16,500	< 0.5	< 0.1	0.64	< 30	< 0.05	< 0.5	1,890	1.31	-	0.323	< 0.5	472	< 0.5	1,590	< 0.01	833	< 0.01	< 0.1	< 10	0.14	< 1	< 3
	QUL-20X	2014 08 15	17.4	< 0.1	0.13	5.93	< 0.1	< 0.5	< 10	< 0.01	16,500	< 0.5	< 0.1	0.61	< 30	< 0.05	< 0.5	1,890	1.38	-	0.292	< 0.5	476	< 0.5	1,610	< 0.01	848	< 0.01	< 0.1	< 10	0.134	< 1	< 3
	QA/QC RPD %		15	*	*	2	*	*	*	*	0	*	*	*	*	*	*	0	*	-	10	*	< 1	*	1	*	2	*	*	*	4	*	*
	QUL-20	2014 08 16	17.6	< 0.1	1.06	5.28	< 0.1	< 0.5	< 10	**0.034**	16,000	< 0.5	< 0.1	0.59	< 30	< 0.05	0.56	1,870	1.26	-	0.303	< 0.5	465	< 0.5	1,540	< 0.01	821	< 0.01	< 0.1	< 10	0.145	< 1	< 3
	QUL-20	2014 08 17	19	< 0.1	0.13	5.3	< 0.1	< 0.5	< 10	< 0.01	16,100	< 0.5	< 0.1	< 1	< 30	< 0.05	0.63	1,880	1.46	-	0.294	< 0.5	471	< 0.5	1,560	< 0.01	850	< 0.01	< 0.1	< 10	0.147	< 1	< 3
	QUL20	2014 08 22	50.8	< 0.1	0.13	5.92	< 0.1	< 0.5	< 10	< 0.01	16,700	< 0.5	< 0.1	**2.03**	41	< 0.05	0.76	1,930	2.45	-	0.287	< 0.5	479	< 0.5	1,600	< 0.01	855	< 0.01	< 0.1	< 10	0.145	< 1	< 3

Associated ALS files: L1498519, L1498533, L1499166, L1499203, L1499703, L1499707, L1499710, L1499926, L1499947, L1500619, L1501501, L1501518, L1502349, L1502364, L1502370, L1502388, L1503057, L1503061, L1503079, L1503910, L1503913, L1503928, L1503932, L1503933, L1503934, L1504180, L1504213, L1504220, L1504251, L1504261, L1504997, L1505918, L1506551, L1506571, L1506577, L1506586, L1500164, L1502370, L1506989, L1506996, L1507001, L1507291, L1507298, L1506992, L1507259, L1507347, L1507948, L1507972, L1507977, L1508637, L1508673, L1509507, L1508649, L1509597, L1510231, L1510268, L1510289, L1510741, L1510746, L1511190, L1511225, L1511232, L1511817, L1511758, L1511787, L1511850, L1511886, L1511905, L1512681, L1512726, L1513326, L1513353, L1513820, L1513828, L1514716, L1514724, L1514735, L1514765, L1507963, L1514731, L1514737, L1515541, L1515553, L1515572, L1518945, L1516292, L1516846, L1516856, L1517429, L1517430, L1517431, L1517432, L1518138, L1518251, L1518254, L1518260, L1518267, L1518976, L1519008, L1519837, L1519791, L1520433, L1520459, L1520931.

All terms defined within the body of SNC-Lavalin's report (available upon request).

< Denotes concentration less than indicated detection limit or RPD less than indicated value.

- Denotes analysis not conducted.

n/a Denotes no applicable standard.

* RPDs are not normally calculated where one or more concentrations are less than five times MDL.

SHADED Concentration greater than BCWQG Aquatic Life (AW) guideline.

BOLD Concentration greater than BCWQG Drinking Water (DW) guideline.

SHADED Concentration greater than BCWQG Aquatic Life (30day) (AW) guideline.

BOLD Concentration greater than or equal to Canadian Drinking Water Quality (DW) guideline.

[a] Laboratory detection limit out of range.
[b] British Columbia Approved Water Quality Guidelines 2006 Edition, updated 2014.
[c] A Compendium of Working Water Quality Guidelines for British Columbia, updated August 2006.
[d] Guideline varies with pH, and/or either Temperature or Hardness or chloride
[e] Health Canada Drinking Water Guidelines, 2012.
[f] Guideline for Nitrate applied.
[g] The total phosphorus guideline is a measure of lake productivity and is based on spring overturn or an average of summer samples and is not applicable to single sample results at this point in time.
[h] Calculated based on an individual sample basis, not average of 30 day results.
[i] Secondary chronic or chronic value, not 30 day mean.
[j] Guideline not applicable for site situation.

TABLE 1a: Summary of Analytical Results for Mount Polley, Quesnel Lake and River - Surface Water DRAFT

Sample Location	Sample ID	Sample Date (yyyy mm dd)	Physical Parameters									Total Inorganics													
			Hardness (mg/L)	pH (field) (pH)	pH (pH)	Temperature (field) (C)	Turbidity (NTU)	Conductivity (µS/cm)	TDS (mg/L)	TSS (mg/L)	DOC (mg/L)	Total Kjeldahl Nitrogen (N) (mg/L)	Total Nitrogen (N) (mg/L)	Ammonia Nitrogen (µg/L)	Nitrate Nitrogen (µg/L)	Nitrite Nitrogen (µg/L)	Nitrate+Nitrite Nitrogen (µg/L)	Chloride (mg/L)	Fluoride (µg/L)	Sulphate (mg/L)	Total Alkalinity (as CaCO3) (mg/L)	Bromide (mg/L)	Ortho-phosphate (mg/L)	Total Phosphorus[g] (mg/L)
BC Guidelines																									
BCWQG Aquatic Life (AW)[b,c]			n/a	6.5-9.0	6.5-9.0		Change of 8	n/a	n/a	Change of 25	n/a	n/a	n/a	5,680-18,400[d]	32,800	60-120[d]	32,800[f]	600	988.2-1579[d]	n/a	n/a	n/a	n/a	0.005-0.015
BCWQG Aquatic Life (30day) (AW)[b,c,h]			n/a	n/a	n/a	+/-1 Degree change from ambient	Change of 2	n/a	n/a	Change of 5	+20% of median background	n/a	n/a	1,090-1,770[d]	3,000	20-40[d]	3,000[f]	150	n/a	128-429[d]	n/a	n/a	n/a	n/a
BCWQG Drinking Water (DW)[b,c]			n/a	6.5-8.5	6.5-8.5	n/a[i]	Change of 1	n/a	n/a	n/a	n/a	n/a	n/a	n/a	10,000	1,000	10,000[f]	250	1,000	500	n/a	n/a	n/a	0.01
Canadian Drinking Water Quality (DW)[e]			n/a	6.5-8.5	6.5-8.5	n/a[i]	n/a[i]	n/a	500	n/a	n/a	n/a	n/a	n/a	10,000	1,000	n/a	250	1,500	500	n/a	n/a	n/a	n/a
QUL-20	QUL-20-0M	2014 08 23	50.5	7.73	7.8	14.3	0.84	99.6	62	< 3	2.18	-	0.184	5.6	84.3	< 1	-	< 0.5	35	5.75	44.8	-	< 0.001	< 0.002[a]
	QUL-20-10M	2014 08 23	50.6	7.48	7.88	13.7	1	102	65	< 3	2.13	-	0.162	< 5	86.5	< 1	-	< 0.5	35	5.76	45.6	-	0.0025	**0.0036**
	QUL-20-20M	2014 08 23	53.8	7.43	7.86	13.1	1.06	101	67	< 3	2.1	-	0.15	< 5	91.1	< 1	-	< 0.5	35	5.76	45.8	-	< 0.001	**0.0024**
	QUL-20	2014 08 26	50.5	7.57	7.98	16.7	0.63	97.1	71	< 3	2.2	-	0.17	< 5	63.5	< 1	-	< 0.5	37	5.82	44.8	-	< 0.001	**0.0021**
	QUL-20	2014 08 27	50.3	7.90	7.98	17.5	0.76	99.2	70	< 3	2.21	-	0.126	< 5	55.6	< 1	-	< 0.5	34	5.8	44.1	-	< 0.001	**0.0022**
	QUL-20	2014 08 27	50	7.90	7.93	17.5	0.87	101	69	< 3	1.94	-	0.145	< 5	64.2	< 1	-	< 0.5	35	5.84	45.2	-	0.0011	**0.0023**
	QUL-20	2014 08 28	50	8.12	7.92	17.9	0.71	98	55	< 3	2.19	-	0.145	5.3	51.8	< 1	-	< 0.5	34	5.78	45.8	-	< 0.001	**0.0024**
	QUL-20	2014 08 29	49.4	-	7.96	-	0.45	97.1	62	< 3	2.1	-	0.125	< 5	48.6	< 1	-	< 0.5	35	5.73	44.2	-	< 0.001	< 0.002[a]
	QUL-20	2014 08 30	49.1	8.10	7.94	17.6	0.58	97.6	60	< 3	1.99	-	0.134	5.6	49.7	< 1	-	< 0.5	34	5.69	44.5	-	< 0.001	< 0.002[a]
	QUL-20	2014 08 31	49.1	8.08	7.92	17.74	0.37	99.8	58	< 3		-	0.131	< 5	48.7	< 1	-	< 0.5	33	5.7	44.5	-	< 0.001	< 0.002[a]
	QUL-20	2014 09 02	50.6	7.82	7.97	17.74	0.49	96.7	70	< 3		-	0.151	7.1	43.4	< 1	-	< 0.5	32	5.74	45	-	< 0.001	**0.0024**
	QUL-20	2014 09 03	50.2	7.94	7.96	17.01	0.43	98.7	65	< 3	2.24	-	0.116	6.7	49.5	< 1	-	< 0.5	33	5.78	45.3	-	< 0.001	**0.0022**
	QUL-20	2014 09 04	50.8	8.08	7.94	15	0.57	101	60	< 3	2.15	-	0.141	6.5	66.4	< 1	-	< 0.5	34	5.81	46.8	-	< 0.001	< 0.002[a]
	QUL-20	2014 09 06	51.6	-	7.98	-	0.45	99.2	63	< 3	1.89	-	0.128	< 5	47.2	< 1	-	< 0.5	32	5.8	46.9	-	< 0.001	< 0.002[a]
	QUL-20	2014 09 07	50.1	8.07	7.97	17.4	0.58	98.5	61	< 3	1.86	-	0.121	< 5	45.6	< 1	-	< 0.5	32	5.8	47.1	-	0.0016	< 0.002[a]
	QUL-20	2014 09 08	50.5	8.07	8	16.7	0.66	97.7	59	< 3	1.92	-	0.11	< 5	45.3	< 1	-	< 0.5	32	5.81	47	-	< 0.001	**0.0025**
	QUL-20	2014 09 10	52.9	7.6	7.88	8.8	1.55	105	63	< 3	1.82	-	0.165	< 5	122	< 1	-	< 0.5	35	6.15	49.5	-	< 0.001	< 0.002[a]
	QUL-20	2014 09 11	54.2	7.95	7.92	6.4	2.14	107	68	3.9	1.98	-	0.174	< 5	139	< 1	-	< 0.5	36	6.52	50.5	-	< 0.001	< 0.002[a]
	QUL-20	2014 09 12	53.4	7.66	7.92	9.72	1.34	103	91	< 3	1.84	-	0.162	< 5	111	< 1	-	< 0.5	35	6.22	49.5	-	< 0.001	< 0.002[a]
	QUL-20	2014 09 13	52	7.9	7.79	11.8	1.07	104	63	5.5	1.73	-	0.16	< 5	88.2	< 1	-	< 0.5	35	6.08	47.8	-	< 0.001	**0.0023**
	QUL-20	2014 09 14	51.7	7.78	7.78	12.9	1.03	103	73	< 3	1.76	-	0.146	< 5	76	< 1	-	< 0.5	36	6.01	47.7	-	< 0.001	**0.0024**
	QUL-2OX	2014 09 14	51.9	7.78	7.78	12.9	1.05	103	64	< 3	2.08	-	0.148	< 5	76.8	< 1	-	< 0.5	36	6	47.4	-	0.0012	**0.0024**
	QA/QC RPD %		< 1	0	0	0	2	0	13	*	*	-	*	*	1	*	-	*	*	< 1	< 1	-	*	*
	QUL-20	2014 09 16	51.2	7.98	7.96	14.5	0.37	101	56	< 3	1.72	-	0.124	< 5	62.6	< 1	-	< 0.5	34	6	47.8	-	< 0.001	< 0.002[a]
	QUL-20-0M	2014 09 17	50.9	8.05	7.92	14.4	0.36	101	68	< 3	1.81	-	0.133	< 5	60.6	< 1	-	< 0.5	35	5.98	48.3	-	< 0.001	< 0.002[a]
QUL-21	QUL-21-0M	2014 08 08	49.5	7.90	7.91	14.7	0.29	97.6	72	< 3	2.51	-	0.159	< 5	85.6	< 1	-	< 0.5	34	5.57	43.6	-	< 0.001	< 0.002[a]
	QUL-21-7M	2014 08 08	50.7	7.85	7.91	8.9	0.25	99.5	72	< 3	2.11	-	0.174	< 5	100	< 1	-	< 0.5	35	5.66	44.5	-	< 0.001	< 0.002[a]
	QUL-21-30M	2014 08 08	54.3	7.67	7.9	4.4	0.78	108	77	< 3	2.16	-	0.193	< 5	141	< 1	-	< 0.5	36	6.12	48	-	< 0.001	< 0.002[a]
	QUL-21	2014 08 09	49.3	7.81	7.88	16.1	0.36	96.7	68	< 3	2.33	-	0.137	< 5	73.9	< 1	-	< 0.5	34	5.52	43.2	-	< 0.001	< 0.002[a]
	QUL-21	2014 08 11	47.8	7.90	7.92	19.7	0.77	97.8	65	< 3	2.27	-	0.132	< 5	57.3	< 1	-	< 0.5	33	5.64	44	-	< 0.001	< 0.002[a]
	QUL-21-0M	2014 08 12	48.1	7.98	7.96	-	0.4	95.9	65	< 3	1.97	-	0.13	< 5	55.1	< 1	-	< 0.5	36	5.66	43.8	-	< 0.001	< 0.002[a]
	QUL-21X	2014 08 12	48.9	7.98	7.95	-	0.49	96.3	65	< 3	1.95	-	0.126	< 5	54.1	< 1	-	< 0.5	36	5.64	44.3	-	< 0.001	< 0.002[a]
	QA/QC RPD %		2	0	< 1	-	*	< 1	0	*	*	-	*	*	2	*	-	*	*	< 1	1	-	*	*
	QUL-21-12M	2014 08 12	48.2	8.15	7.94	12.9	0.55	98.7	68	< 3	1.87	-	0.171	< 5	88.2	< 1	-	< 0.5	36	5.77	44.6	-	< 0.001	< 0.002[a]
	QUL-21-30M	2014 08 12	54.3	7.57	7.96	4.6	0.39	107	72	< 3	1.74	-	0.191	< 5	139	< 1	-	< 0.5	38	6.19	49.6	-	< 0.001	< 0.002[a]
	QUL-21	2014 08 13	47.6	-	8	20.9	0.29	98.2	59	< 3	2.09	-	0.135	< 5	44.2	< 1	-	< 0.5	32	5.62	44.4	-	< 0.001	< 0.002[a]
	QUL-21	2014 08 14	49.6	7.85	7.96	21.3	0.22	97.2	65	< 3	2.11	-	0.106	< 5	41.5	< 1	-	< 0.5	35	5.62	43.4	-	< 0.001	**0.0027**
	QUL-21-0M	2014 08 15	48.7	8.12	7.98	20.7	0.22	95.4	66	< 3	1.96	-	0.102	< 5	39.7	< 1	-	< 0.5	36	5.64	43.1	-	< 0.001	**0.0022**
	QUL-21-10M	2014 08 15	50.3	7.82	7.94	13.1	0.3	98.3	67	< 3	1.73	-	0.138	< 5	89.9	< 1	-	< 0.5	35	5.76	44.6	-	< 0.001	**0.002**
	QUL-21-30M	2014 08 15	53.5	7.65	7.9	4.6	0.35	106	71	< 3	1.65	-	0.175	< 5	140	< 1	-	< 0.5	38	6.17	48	-	< 0.001	**0.0028**
	QUL-21	2014 08 16	48.2	8.21	7.97	20.4	0.24	95.1	75	< 3	1.81	-	0.108	< 5	42	< 1	-	< 0.5	36	5.58	43.6	-	< 0.001	< 0.002[a]
	QUL-21	2014 08 17	48	7.78	7.97	20.9	0.3	96.3	61	< 3	2.4	-	0.128	< 5	40.8	< 1	-	< 0.5	34	5.63	43.9	-	< 0.001	< 0.002[a]

Associated ALS files: L1498519, L1498533, L1499166, L1499203, L1499703, L1499707, L1499710, L1499926, L1499947, L1500619, L1501501, L1501518, L1502349, L1502364, L1502370, L1502388, L1503057, L1503061, L1503079, L1503910, L1503913, L1503928, L1503932, L1503933, L1503934, L1504180, L1504213, L1504220, L1504251, L1504261, L1504997, L1505918, L1506551, L1506571, L1506577, L1506586, L1500164, L1502370, L1506989, L1506996, L1507001, L1507291, L1507298, L1506992, L1507259, L1507347, L1507948, L1507972, L1507977, L1508637, L1508673, L1509507, L1508649, L1509597, L1510231, L1510268, L1510289, L1510741, L1510746, L1511190, L1511225, L1511232, L1511817, L1511758, L1511787, L1511850, L1511886, L1511905, L1512681, L1512726, L1513326, L1513353, L1513820, L1513828, L1514716, L1514724, L1514735, L1514765, L1507963, L1514731, L1514737, L1515541, L1515553, L1515572, L1518945, L1516292, L1516846, L1516856, L1517429, L1517430, L1517431, L1517432, L1518138, L1518251, L1518254, L1518260, L1518267, L1518976, L1519008, L1519837, L1519791, L1520433, L1520459, L1520931.

All terms defined within the body of SNC-Lavalin's report (available upon request).

< Denotes concentration less than indicated detection limit or RPD less than indicated value.

- Denotes analysis not conducted.

n/a Denotes no applicable standard.

* RPDs are not normally calculated where one or more concentrations are less than five times MDL.

SHADED Concentration greater than BCWQG Aquatic Life (AW) guideline.

BOLD Concentration greater than BCWQG Drinking Water (DW) guideline.

SHADED Concentration greater than BCWQG Aquatic Life (30day) (AW) guideline.

BOLD Concentration greater than or equal to Canadian Drinking Water Quality (DW) guideline.

[a] Laboratory detection limit out of range.
[b] British Columbia Approved Water Quality Guidelines 2006 Edition, updated 2014.
[c] A Compendium of Working Water Quality Guidelines for British Columbia, updated August 2006.
[d] Guideline varies with pH, and/or either Temperature or Hardness or chloride
[e] Health Canada Drinking Water Guidelines, 2012.
[f] Guideline for Nitrate applied.
[g] The total phosphorus guideline is a measure of lake productivity and is based on spring overturn or an average of summer samples and is not applicable to single sample results at this point in time.
[h] Calculated based on an individual sample basis, not average of 30 day results.
[i] Secondary chronic or chronic value, not 30 day mean.
[j] Guideline not applicable for site situation.

TABLE 1a: Summary of Analytical Results for Mount Polley, Quesnel Lake and River - Surface Water DRAFT

Sample Location	Sample ID	Sample Date (yyyy mm dd)	Dissolved Metals																												
			Dissolved Aluminum (µg/L)	Dissolved Calcium (mg/L)	Dissolved Iron (µg/L)	Dissolved Magnesium (mg/L)	Dissolved Manganese (µg/L)	Dissolved Potassium (mg/L)	Dissolved Sodium (mg/L)	Antimony (µg/L)	Arsenic (µg/L)	Barium (µg/L)	Beryllium (µg/L)	Boron (µg/L)	Cadmium (µg/L)	Chromium (µg/L)	Cobalt (µg/L)	Copper (µg/L)	Lead (µg/L)	Lithium (µg/L)	Mercury (µg/L)	Molybdenum (µg/L)	Nickel (µg/L)	Selenium (µg/L)	Silver (µg/L)	Thallium (µg/L)	Titanium (µg/L)	Uranium (µg/L)	Vanadium (µg/L)	Zinc (µg/L)
BC Guidelines																															
BCWQG Aquatic Life (AW)[b,c]			100[d]	n/a	350	n/a	n/a	n/a	n/a	n/a	n/a	n/a	n/a	n/a	n/a	n/a	n/a	n/a	n/a	n/a	n/a	n/a	n/a	n/a	n/a	n/a	n/a	n/a	n/a	n/a	n/a
BCWQG Aquatic Life (30day) (AW)[b,c,h]			50[d]	n/a	n/a	n/a	n/a	n/a	n/a	n/a	n/a	n/a	n/a	n/a	n/a	n/a	n/a	n/a	n/a	n/a	n/a	n/a	n/a	n/a	n/a	n/a	n/a	n/a	n/a	n/a	n/a
BCWQG Drinking Water (DW)[b,c]			200	n/a	n/a	n/a	n/a	n/a	n/a	n/a	n/a	n/a	n/a	n/a	n/a	n/a	n/a	n/a	n/a	n/a	n/a	n/a	n/a	n/a	n/a	n/a	n/a	n/a	n/a	n/a	n/a
Canadian Drinking Water Quality (DW)[e]			n/a	n/a	n/a	n/a	n/a	n/a	n/a	n/a	n/a	n/a	n/a	n/a	n/a	n/a	n/a	n/a	n/a	n/a	n/a	n/a	n/a	n/a	n/a	n/a	n/a	n/a	n/a	n/a	n/a
QUL-20	QUL-20-0M	2014 08 23	10.7	17.1	< 30	1.92	0.946	0.512	0.872	< 0.1	< 0.1	5.45	< 0.1	< 10	< 0.01	< 0.5	< 0.1	1.34	0.134	0.93	-	0.282	< 0.5	< 0.5	< 0.01	< 0.01	< 10	0.139	< 1	< 3
	QUL-20-10M	2014 08 23	8.5	17.1	< 30	1.91	0.781	0.468	0.829	< 0.1	< 0.1	5.47	< 0.1	< 10	< 0.01	< 0.5	< 0.1	1.09	< 0.05	1.03	-	0.274	< 0.5	< 0.5	< 0.01	< 0.01	< 10	0.139	< 1	< 3
	QUL-20-20M	2014 08 23	11.8	18.2	< 30	2.06	0.749	0.476	0.831	< 0.1	< 0.1	5.46	< 0.1	< 10	< 0.01	< 0.5	< 0.1	1.01	< 0.05	1	-	0.275	< 0.5	< 0.5	< 0.01	< 0.01	< 10	0.14	< 1	< 3
	QUL-20	2014 08 26	8.9	17	< 30	1.94	0.694	0.451	0.805	< 0.1	0.11	5.52	< 0.1	< 10	< 0.01	< 0.5	< 0.1	0.99	< 0.05	0.62	-	0.277	< 0.5	< 0.5	< 0.01	< 0.01	< 10	0.132	< 1	< 3
	QUL-20	2014 08 27	10.1	17	< 30	1.93	0.67	0.465	0.874	< 0.1	0.11	5.6	< 0.1	< 10	< 0.01	< 0.5	< 0.1	0.93	< 0.05	0.75	-	0.278	< 0.5	< 0.5	< 0.01	< 0.01	< 10	0.139	< 1	< 3
	QUL-20	2014 08 27	10.1	16.9	< 30	1.93	0.917	0.491	0.897	< 0.1	0.12	5.49	< 0.1	< 10	< 0.01	< 0.5	< 0.1	0.94	< 0.05	0.62	-	0.288	< 0.5	< 0.5	< 0.01	< 0.01	< 10	0.132	< 1	< 3
	QUL-20	2014 08 28	10	16.8	< 30	1.94	0.581	0.47	0.836	< 0.1	0.11	5.52	< 0.1	< 10	< 0.01	< 0.5	< 0.1	0.85	< 0.05	< 0.5	-	0.299	< 0.5	< 0.5	< 0.01	< 0.01	< 10	0.141	< 1	< 3
	QUL-20	2014 08 29	10.3	16.6	< 30	1.91	0.499	0.461	0.825	< 0.1	0.12	5.36	< 0.1	< 10	< 0.01	< 0.5	< 0.1	0.78	< 0.05	0.6	-	0.278	< 0.5	< 0.5	< 0.01	< 0.01	< 10	0.137	< 1	< 3
	QUL-20	2014 08 30	10	16.5	< 30	1.91	0.511	0.49	0.844	< 0.1	< 0.1	5.35	< 0.1	< 10	< 0.01	< 0.5	< 0.1	0.88	< 0.05	< 0.5	-	0.293	< 0.5	< 0.5	< 0.01	< 0.01	< 10	0.136	< 1	< 3
	QUL-20	2014 08 31	11.1	16.5	< 30	1.91	0.436	0.454	0.821	< 0.1	0.12	5.34	< 0.1	< 10	< 0.01	< 0.5	< 0.1	0.74	< 0.05	0.74	-	0.29	< 0.5	< 0.5	< 0.01	< 0.01	< 10	0.132	< 1	< 3
	QUL-20	2014 09 02	9.3	17	< 30	1.95	0.387	0.465	0.833	< 0.1	0.11	5.48	< 0.1	< 10	< 0.01	< 0.5	< 0.1	0.6	< 0.05	0.76	-	0.294	< 0.5	< 0.5	< 0.01	< 0.01	< 10	0.135	< 1	< 3
	QUL-20	2014 09 03	9.6	16.9	< 30	1.94	0.358	0.461	0.842	< 0.1	0.12	5.5	< 0.1	< 10	< 0.01	< 0.5	< 0.1	0.66	< 0.05	0.63	-	0.282	< 0.5	< 0.5	< 0.01	< 0.01	< 10	0.133	< 1	< 3
	QUL-20	2014 09 04	9.4	17.1	< 30	1.96	0.666	0.448	0.818	< 0.1	0.11	5.62	< 0.1	< 10	< 0.01	< 0.5	< 0.1	0.89	< 0.05	0.76	-	0.312	< 0.5	< 0.5	< 0.01	< 0.01	< 10	0.15	< 1	< 3
	QUL-20	2014 09 06	9	17.4	< 30	1.95	0.491	0.475	0.856	< 0.1	0.12	5.53	< 0.1	< 10	< 0.01	< 0.5	< 0.1	0.9	< 0.05	0.74	-	0.292	< 0.5	< 0.5	< 0.01	< 0.01	< 10	0.136	< 1	< 3
	QUL-20	2014 09 07	9.8	16.8	< 30	1.96	0.34	0.461	0.82	< 0.1	< 0.1	5.38	< 0.1	< 10	< 0.01	< 0.5	< 0.1	0.72	< 0.05	0.67	-	0.284	< 0.5	< 0.5	< 0.01	< 0.01	< 10	0.137	< 1	< 3
	QUL-20	2014 09 08	9.1	17.1	< 30	1.93	0.28	0.465	0.836	< 0.1	0.11	5.38	< 0.1	< 10	< 0.01	< 0.5	< 0.1	0.82	< 0.05	0.54	-	0.291	< 0.5	< 0.5	< 0.01	< 0.01	< 10	0.128	< 1	< 3
	QUL-20	2014 09 10	7.4	17.9	< 30	1.98	1.42	0.465	0.917	< 0.1	0.11	5.66	< 0.1	< 10	< 0.01	< 0.5	< 0.1	1.19	< 0.05	0.89	-	0.349	< 0.5	< 0.5	< 0.01	< 0.01	< 10	0.152	< 1	< 3
	QUL-20	2014 09 11	7.9	18.2	< 30	2.09	3.56	0.485	0.955	< 0.1	0.13	5.95	< 0.1	< 10	< 0.01	< 0.5	< 0.1	1.22	< 0.05	< 0.5	-	0.428	< 0.5	< 0.5	< 0.01	< 0.01	< 10	0.165	< 1	< 3
	QUL-20	2014 09 12	7.4	18	< 30	2.04	1.54	0.453	0.902	< 0.1	< 0.1	5.44	< 0.1	< 10	< 0.01	< 0.5	< 0.1	1.12	< 0.05	0.82	-	0.331	< 0.5	< 0.5	< 0.01	< 0.01	< 10	0.146	< 1	< 3
	QUL-20	2014 09 13	8.2	17.5	< 30	1.99	0.764	0.477	0.878	< 0.1	0.12	5.83	< 0.1	< 10	< 0.01	< 0.5	< 0.1	1.22	< 0.05	0.59	-	0.328	< 0.5	< 0.5	< 0.01	< 0.01	< 10	0.154	< 1	< 3
	QUL-20	2014 09 14	8.2	17.4	< 30	1.99	0.372	0.465	0.833	< 0.1	0.1	5.49	< 0.1	< 10	< 0.01	< 0.5	< 0.1	0.91	< 0.05	0.82	-	0.321	< 0.5	< 0.5	< 0.01	< 0.01	< 10	0.142	< 1	< 3
	QUL-2OX	2014 09 14	7.4	17.5	< 30	1.99	0.37	0.471	0.853	< 0.1	0.11	5.49	< 0.1	< 10	< 0.01	< 0.5	< 0.1	0.89	< 0.05	0.83	-	0.317	< 0.5	< 0.5	< 0.01	< 0.01	< 10	0.139	< 1	< 3
	QA/QC RPD %		*	< 1	*	0	< 1	1	2	*	*	0	*	*	*	*	*	*	*	*	-	1	*	*	*	*	*	2	*	*
	QUL-20	2014 09 16	8.7	17.3	< 30	1.93	0.185	0.439	0.796	< 0.1	< 0.1	4.97	< 0.1	< 10	< 0.01	< 0.5	< 0.1	0.56	< 0.05	0.82	-	0.276	< 0.5	< 0.5	< 0.01	< 0.01	< 10	0.14	< 1	< 3
	QUL-20-0M	2014 09 17	8	17.2	< 30	1.92	0.158	0.455	0.816	< 0.1	< 0.1	4.93	< 0.1	< 10	< 0.01	< 0.5	< 0.1	0.5	< 0.05	0.69	-	0.258	< 0.5	< 0.5	< 0.01	< 0.01	< 10	0.145	< 1	< 3
QUL-21	QUL-21-0M	2014 08 08	9.3	16.7	< 30	1.93	0.368	0.462	0.832	< 0.1	< 0.1	5.21	< 0.1	< 10	< 0.01	< 0.5	< 0.1	< 0.5	< 0.05	< 0.5	-	0.273	< 0.5	< 0.5	< 0.01	< 0.01	< 10	0.158	< 1	< 3
	QUL-21-7M	2014 08 08	8.8	17.1	< 30	1.94	0.2	0.476	0.863	< 0.1	< 0.1	5.2	< 0.1	< 10	< 0.01	< 0.5	< 0.1	< 0.5	< 0.05	< 0.5	-	0.269	< 0.5	< 0.5	< 0.01	< 0.01	< 10	0.163	< 1	< 3
	QUL-21-30M	2014 08 08	4.9	18.3	< 30	2.08	2.29	0.474	0.919	< 0.1	< 0.1	5.26	< 0.1	< 10	< 0.01	< 0.5	< 0.1	0.53	< 0.05	0.51	-	0.269	< 0.5	< 0.5	< 0.01	< 0.01	< 10	0.176	< 1	< 3
	QUL-21	2014 08 09	10	16.6	< 30	1.9	0.49	0.465	0.83	< 0.1	0.11	5.28	< 0.1	< 10	< 0.01	< 0.5	< 0.1	< 0.5	< 0.05	0.56	-	0.298	< 0.5	< 0.5	< 0.01	< 0.01	< 10	0.132	< 1	< 3
	QUL-21	2014 08 11	10.3	16.1	< 30	1.84	0.673	0.487	0.832	< 0.1	0.11	5.27	< 0.1	< 10	< 0.01	< 0.5	< 0.1	0.5	< 0.05	1.02	-	0.283	< 0.5	< 0.5	< 0.01	< 0.01	< 10	0.125	< 1	< 3
	QUL-21-0M	2014 08 12	8	16.1	< 30	1.94	0.275	0.488	0.855	< 0.1	0.1	5	< 0.1	< 10	< 0.01	< 0.5	< 0.1	< 0.5	< 0.05	0.81	-	0.324	< 0.5	< 0.5	< 0.01	< 0.01	< 10	0.08	< 1	< 3
	QUL-21X	2014 08 12	11	16.4	< 30	1.92	0.653	0.458	0.823	< 0.1	0.11	5.37	< 0.1	< 10	< 0.01	< 0.5	< 0.1	< 0.5	< 0.05	0.54	-	0.276	< 0.5	< 0.5	< 0.01	< 0.01	< 10	0.13	< 1	< 3
	QA/QC RPD %		*	2	*	1	81	6	4	*	*	7	*	*	*	*	*	*	*	*	-	16	*	*	*	*	*	48	*	*
	QUL-21-12M	2014 08 12	10.5	16.3	< 30	1.82	0.212	0.46	0.815	< 0.1	< 0.1	5.06	< 0.1	< 10	< 0.01	< 0.5	< 0.1	0.5	< 0.05	0.77	-	0.288	< 0.5	< 0.5	< 0.01	< 0.01	< 10	0.146	< 1	< 3
	QUL-21-30M	2014 08 12	6	18.3	< 30	2.09	0.407	0.468	0.919	< 0.1	0.1	4.99	< 0.1	< 10	< 0.01	< 0.5	< 0.1	< 0.5	< 0.05	0.66	-	0.258	< 0.5	< 0.5	< 0.01	< 0.01	< 10	0.149	< 1	< 3
	QUL-21	2014 08 13	9.5	16	< 30	1.88	0.222	0.473	0.833	< 0.1	0.11	5.34	< 0.1	< 10	< 0.01	< 0.5	< 0.1	< 0.5	< 0.05	0.89	-	0.314	< 0.5	< 0.5	< 0.01	< 0.01	< 10	0.127	< 1	< 3
	QUL-21	2014 08 14	10.3	16.7	< 30	1.94	0.721	0.463	0.812	< 0.1	0.1	5.28	< 0.1	< 10	< 0.01	< 0.5	< 0.1	< 0.5	< 0.05	0.58	-	0.294	< 0.5	< 0.5	< 0.01	< 0.01	< 10	0.126	< 1	< 3
	QUL-21-0M	2014 08 15	10.4	16.4	< 30	1.89	0.496	0.48	0.837	< 0.1	0.12	5.54	< 0.1	< 10	< 0.01	< 0.5	< 0.1	< 0.5	< 0.05	< 0.5	-	0.289	< 0.5	< 0.5	< 0.01	< 0.01	< 10	0.119	< 1	< 3
	QUL-21-10M	2014 08 15	10	17.1	< 30	1.87	0.143	0.468	0.832	< 0.1	< 0.1	5.12	< 0.1	< 10	< 0.01	< 0.5	< 0.1	< 0.5	< 0.05	0.52	-	0.262	< 0.5	< 0.5	< 0.01	< 0.01	< 10	0.164	< 1	< 3
	QUL-21-30M	2014 08 15	6	18.1	< 30	2.03	0.345	0.479	0.92	< 0.1	< 0.1	5.28	< 0.1	< 10	< 0.01	< 0.5	< 0.1	< 0.5	< 0.05	0.66	-	0.272	< 0.5	< 0.5	< 0.01	< 0.01	< 10	0.177	< 1	< 3
	QUL-21	2014 08 16	9.7	16.2	< 30	1.9	0.415	0.479	0.822	< 0.1	0.12	5.41	< 0.1	< 10	< 0.01	< 0.5	< 0.1	< 0.5	< 0.05	0.58	-	0.29	< 0.5	< 0.5	< 0.01	< 0.01	< 10	0.12	< 1	< 3
	QUL-21	2014 08 17	9.8	16.1	< 30	1.9	0.545	0.464	0.823	< 0.1	0.12	5.47	< 0.1	< 10	< 0.01	< 0.5	< 0.1	0.5	< 0.05	0.54	-	0.295	< 0.5	< 0.5	< 0.01	< 0.01	< 10	0.137	< 1	< 3

Associated ALS files: L1498519, L1498533, L1499166, L1499203, L1499703, L1499707, L1499710, L1499926, L1499947, L1500619, L1501501, L1501518, L1502349, L1502364, L1502370, L1502388, L1503057, L1503061, L1503079, L1503910, L1503913, L1503928, L1503932, L1503933, L1503934, L1504180, L1504213, L1504220, L1504251, L1504261, L1504997, L1505918, L1506551, L1506571, L1506577, L1506586, L1500164, L1502370, L1506989, L1506996, L1507001, L1507291, L1507298, L1506992, L1507259, L1507347, L1507948, L1507972, L1507977, L1508637, L1508673, L1509507, L1508649, L1509597, L1510231, L1510268, L1510289, L1510741, L1510746, L1511190, L1511225, L1511232, L1511817, L1511758, L1511787, L1511850, L1511886, L1511905, L1512681, L1512726, L1513326, L1513353, L1513820, L1513828, L1514716, L1514724, L1514735, L1514765, L1507963, L1514731, L1514737, L1515541, L1515553, L1515572, L1518945, L1516292, L1516846, L1516856, L1517429, L1517430, L1517431, L1517432, L1518138, L1518251, L1518254, L1518260, L1518267, L1518976, L1519008, L1519837, L1519791, L1520433, L1520459, L1520931.

All terms defined within the body of SNC-Lavalin's report (available upon request).

< Denotes concentration less than indicated detection limit or RPD less than indicated value.

- Denotes analysis not conducted.

n/a Denotes no applicable standard.

* RPDs are not normally calculated where one or more concentrations are less than five times MDL.

SHADED Concentration greater than BCWQG Aquatic Life (AW) guideline.

BOLD Concentration greater than BCWQG Drinking Water (DW) guideline.

SHADED Concentration greater than BCWQG Aquatic Life (30day) (AW) guideline.

BOLD Concentration greater than or equal to Canadian Drinking Water Quality (DW) guideline.

[a] Laboratory detection limit out of range.

[b] British Columbia Approved Water Quality Guidelines 2006 Edition, updated 2014.

[c] A Compendium of Working Water Quality Guidelines for British Columbia, updated August 2006.

[d] Guideline varies with pH, and/or either Temperature or Hardness or chloride

[e] Health Canada Drinking Water Guidelines, 2012.

[f] Guideline for Nitrate applied.

[g] The total phosphorus guideline is a measure of lake productivity and is based on spring overturn or an average of summer samples and is not applicable to single sample results at this point in time.

[h] Calculated based on an individual sample basis, not average of 30 day results.

[i] Secondary chronic or chronic value, not 30 day mean.

[j] Guideline not applicable for site situation.

TABLE 1a: Summary of Analytical Results for Mount Polley, Quesnel Lake and River - Surface Water DRAFT

Sample Location	Sample ID	Sample Date (yyyy mm dd)	Total Metals																														
			Aluminum (µg/L)	Antimony (µg/L)	Arsenic (µg/L)	Barium (µg/L)	Beryllium (µg/L)	Bismuth (µg/L)	Boron (µg/L)	Cadmium (µg/L)	Calcium (µg/L)	Chromium (µg/L)	Cobalt (µg/L)	Copper (µg/L)	Iron (µg/L)	Lead (µg/L)	Lithium (µg/L)	Magnesium (µg/L)	Manganese (µg/L)	Mercury (µg/L)	Molybdenum (µg/L)	Nickel (µg/L)	Potassium (µg/L)	Selenium (µg/L)	Silicon (µg/L)	Silver (µg/L)	Sodium (µg/L)	Thallium (µg/L)	Tin (µg/L)	Titanium (µg/L)	Uranium (µg/L)	Vanadium (µg/L)	Zinc (µg/L)
BC Guidelines																																	
BCWQG Aquatic Life (AW)[b,c]			n/a	20	5	5,000	n/a	n/a	1,200	0.016-0.055[d]	n/a	1 (Cr(+6))	110	6.0-19.3[d]	1,000	27.3-177.4[d]	870	n/a	1001-2568[d]	Methyl mercury analysis in progress	2,000	25-150[d]	373,000-432,000	2	n/a	0.1-3.0[d]	n/a	0.3	n/a	2,000	300	6	33-103.5[d]
BCWQG Aquatic Life (30day) (AW)[b,c,h]			n/a	n/a	n/a	1,000	5.3[i]	n/a	n/a	n/a	n/a	n/a	4	2-7.4[d]	n/a	4.4-10.2[d]	14[i]	n/a	791.1-1415[d]		1,000	n/a	n/a	n/a	n/a	0.05-1.5[d]	n/a	n/a	n/a	n/a	n/a	n/a	7.5-78[d]
BCWQG Drinking Water (DW)[b,c]			n/a	14	25	n/a	4	n/a	5,000	n/a	n/a	n/a	n/a	500	n/a	50	n/a	n/a	n/a	1	250	n/a	n/a	10	n/a	n/a	n/a	2	n/a	n/a	n/a	n/a	5,000
Canadian Drinking Water Quality (DW)[e]			100	6	10	1,000	n/a	n/a	5,000	5	n/a	50	n/a	1,000	300	10	n/a	n/a	50	1	n/a	n/a	n/a	10	n/a	n/a	200,000	n/a	n/a	n/a	20	n/a	5,000
QUL-20	QUL-20-0M	2014 08 23	59.8	< 0.1	0.14	5.87	< 0.1	< 0.5	< 10	< 0.01	16,900	< 0.5	< 0.1	**2.35**	47	< 0.05	0.99	1,930	2.79	< 0.05	0.275	< 0.5	511	< 0.5	1,650	< 0.01	851	< 0.01	< 0.1	< 10	0.143	< 1	< 3
	QUL-20-10M	2014 08 23	56.9	< 0.1	0.13	6	< 0.1	< 0.5	< 10	< 0.01	17,000	< 0.5	< 0.1	**2.16**	47	< 0.05	0.93	1,930	2.56	< 0.05	0.303	< 0.5	477	< 0.5	1,660	< 0.01	840	< 0.01	< 0.1	< 10	0.146	< 1	< 3
	QUL-20-20M	2014 08 23	57.9	< 0.1	0.13	6.04	< 0.1	< 0.5	< 10	< 0.01	18,100	< 0.5	< 0.1	**2.3**	51	< 0.05	0.98	2,070	2.87	< 0.05	0.294	< 0.5	498	< 0.5	1,770	< 0.01	875	< 0.01	< 0.1	< 10	0.142	< 1	< 3
	QUL-20	2014 08 26	48.5	< 0.1	0.13	6.15	< 0.1	< 0.5	< 10	< 0.01	16,700	< 0.5	< 0.1	**2.05**	40	< 0.05	0.69	1,930	2.3	< 0.01	0.308	< 0.5	470	< 0.5	1,610	< 0.01	848	< 0.01	< 0.1	< 10	0.138	< 1	< 3
	QUL-20	2014 08 27	39.4	< 0.1	0.12	5.95	< 0.1	< 0.5	< 10	< 0.01	16,500	< 0.5	< 0.1	1.69	< 30	< 0.05	0.69	1,900	1.95	< 0.01	0.319	< 0.5	479	< 0.5	1,550	< 0.01	892	< 0.01	< 0.1	< 10	0.152	< 1	< 3
	QUL-20	2014 08 27	38.1	< 0.1	0.15	5.9	< 0.1	< 0.5	< 10	< 0.01	17,000	< 0.5	< 0.1	1.6	31	< 0.05	0.67	1,970	2.04	< 0.01	0.314	< 0.5	484	< 0.5	1,630	< 0.01	929	< 0.01	< 0.1	< 10	0.141	< 1	< 3
	QUL-20	2014 08 28	31.3	< 0.1	0.14	6.04	< 0.1	< 0.5	< 10	< 0.01	16,800	< 0.5	< 0.1	1.36	< 30	< 0.05	< 0.5	1,950	1.93	< 0.01	0.317	< 0.5	495	< 0.5	1,560	< 0.01	861	< 0.01	< 0.1	< 10	0.148	< 1	< 3
	QUL-20	2014 08 29	20.3	< 0.1	0.13	5.28	< 0.1	< 0.5	< 10	< 0.01	16,100	< 0.5	< 0.1	1.07	< 30	< 0.05	0.5	1,870	1.26	< 0.01	0.276	< 0.5	451	< 0.5	1,460	< 0.01	819	< 0.01	< 0.1	< 10	0.14	< 1	< 3
	QUL-20	2014 08 30	21.5	< 0.1	0.14	5.43	< 0.1	< 0.5	< 10	< 0.01	16,400	< 0.5	< 0.1	1.03	< 30	< 0.05	< 0.5	1,890	1.47	< 0.01	0.294	< 0.5	464	< 0.5	1,480	< 0.01	826	< 0.01	< 0.1	< 10	0.14	< 1	< 3
	QUL-20	2014 08 31	27.2	< 0.1	0.13	5.55	< 0.1	< 0.5	< 10	< 0.01	16,300	< 0.5	< 0.1	1.13	< 30	0.091	0.76	1,880	1.76	< 0.01	0.325	< 0.5	479	< 0.5	1,530	< 0.01	888	< 0.01	< 0.1	< 10	0.131	< 1	< 3
	QUL-20	2014 09 02	21.4	< 0.1	0.12	5.5	< 0.1	< 0.5	< 10	< 0.01	16,700	< 0.5	< 0.1	0.86	< 30	< 0.05	0.87	1,940	1.53	< 0.01	0.309	< 0.5	471	< 0.5	1,520	< 0.01	846	< 0.01	< 0.1	< 10	0.144	< 1	< 3
	QUL-20	2014 09 03	20.5	< 0.1	0.12	5.51	< 0.1	< 0.5	< 10	< 0.01	16,500	< 0.5	< 0.1	0.9	< 30	< 0.05	0.57	1,900	1.39	< 0.01	0.297	< 0.5	454	< 0.5	1,520	< 0.01	851	< 0.01	< 0.1	< 10	0.143	< 1	< 3
	QUL-20	2014 09 04	36.1	< 0.1	0.15	6.24	< 0.1	< 0.5	< 10	< 0.01	17,200	< 0.5	< 0.1	1.84	< 30	< 0.05	0.69	1,960	2.85	-	0.336	< 0.5	478	< 0.5	1,620	< 0.01	859	< 0.01	< 0.1	< 10	0.164	< 1	< 3
	QUL-20	2014 09 06	40	< 0.1	0.14	6	< 0.1	< 0.5	< 10	< 0.01	17,100	< 0.5	< 0.1	1.67	30	< 0.05	0.57	1,950	2.14	-	0.321	0.51	493	< 0.5	1,650	< 0.01	905	< 0.01	< 0.1	< 10	0.149	< 1	< 3
	QUL-20	2014 09 07	26.6	< 0.1	0.13	5.89	< 0.1	< 0.5	< 10	< 0.01	17,100	< 0.5	< 0.1	1.29	< 30	< 0.05	0.73	2,010	1.58	-	0.404	< 0.5	479	< 0.5	1,600	< 0.01	855	< 0.01	< 0.1	< 10	0.155	< 1	< 3
	QUL-20	2014 09 08	29.6	< 0.1	0.13	5.91	< 0.1	< 0.5	< 10	< 0.01	17,300	< 0.5	< 0.1	1.43	42	< 0.05	< 0.5	1,990	1.74	-	0.326	< 0.5	479	< 0.5	1,580	< 0.01	846	< 0.01	< 0.1	< 10	0.143	< 1	< 3
	QUL-20	2014 09 10	79.1	< 0.1	0.17	7.05	< 0.1	< 0.5	< 10	< 0.01	18,100	< 0.5	< 0.1	**2.91**	68	< 0.05	0.92	2,040	5.08	-	0.424	< 0.5	510	< 0.5	1,850	< 0.01	963	< 0.01	< 0.1	< 10	0.17	< 1	< 3
	QUL-20	2014 09 11	***116***	< 0.1	0.21	8.05	< 0.1	< 0.5	< 10	< 0.01	18,000	< 0.5	< 0.1	**3.56**	86	0.062	< 0.5	2,110	8.13	-	0.468	< 0.5	535	< 0.5	1,950	< 0.01	1,010	< 0.01	< 0.1	< 10	0.18	< 1	< 3
	QUL-20	2014 09 12	83.1	< 0.1	0.13	6.82	< 0.1	< 0.5	< 10	< 0.01	18,000	< 0.5	< 0.1	**2.45**	69	< 0.05	0.9	2,080	4.25	-	0.365	< 0.5	483	< 0.5	1,800	< 0.01	943	< 0.01	< 0.1	< 10	0.153	< 1	< 3
	QUL-20	2014 09 13	68.3	< 0.1	0.13	6.59	< 0.1	< 0.5	< 10	< 0.01	17,600	< 0.5	< 0.1	**2.43**	60	0.059	< 0.5	2,040	3.25	-	0.368	< 0.5	500	< 0.5	1,690	< 0.01	918	< 0.01	< 0.1	< 10	0.164	< 1	< 3
	QUL-20	2014 09 14	48.4	< 0.1	0.13	6.2	< 0.1	< 0.5	< 10	< 0.01	17,300	< 0.5	< 0.1	1.76	46	0.053	0.87	2,020	2.51	-	0.353	< 0.5	470	< 0.5	1,620	< 0.01	875	< 0.01	< 0.1	< 10	0.142	< 1	< 3
	QUL-2OX	2014 09 14	50	< 0.1	0.13	6.11	< 0.1	< 0.5	< 10	< 0.01	17,200	< 0.5	< 0.1	1.72	45	0.054	0.89	1,990	2.5	-	0.346	< 0.5	473	< 0.5	1,610	< 0.01	863	< 0.01	< 0.1	< 10	0.141	< 1	< 3
	QA/QC RPD %		3	*	*	2	*	*	*	*	< 1	*	*	*	*	*	*	2	*	-	2	*	< 1	*	< 1	*	1	*	*	*	< 1	*	*
	QUL-20	2014 09 16	22.9	< 0.1	< 0.1	5.21	< 0.1	< 0.5	< 10	< 0.01	17,300	< 0.5	< 0.1	0.73	< 30	< 0.05	0.8	1,950	1.23	-	0.297	< 0.5	457	< 0.5	1,470	< 0.01	828	< 0.01	< 0.1	< 10	0.143	< 1	< 3
	QUL-20-0M	2014 09 17	23.7	< 0.1	0.13	5.27	< 0.1	< 0.5	< 10	< 0.01	17,500	< 0.5	< 0.1	1.05	< 30	< 0.05	0.78	1,990	1.23	-	0.353	< 0.5	485	< 0.5	1,540	< 0.01	874	< 0.01	< 0.1	< 10	0.157	< 1	< 3
QUL-21	QUL-21-0M	2014 08 08	17.4	< 0.1	0.12	5.43	< 0.1	< 0.5	< 10	< 0.01	16,700	< 0.5	< 0.1	0.6	< 30	< 0.05	0.63	1,960	1.04	< 0.05	0.305	< 0.5	473	< 0.5	1,650	< 0.01	847	< 0.01	< 0.1	< 10	0.167	< 1	< 3
	QUL-21-7M	2014 08 08	18.7	< 0.1	0.11	5.24	< 0.1	< 0.5	< 10	< 0.01	16,900	< 0.5	< 0.1	0.58	< 30	< 0.05	< 0.5	1,970	1.03	< 0.05	0.296	< 0.5	470	< 0.5	1,640	< 0.01	854	< 0.01	< 0.1	< 10	0.167	< 1	< 3
	QUL-21-30M	2014 08 08	70.4	< 0.1	0.13	6.05	< 0.1	< 0.5	< 10	< 0.01	18,600	< 0.5	< 0.1	1.64	67	< 0.05	0.74	2,170	4.07	< 0.05	0.283	< 0.5	484	< 0.5	1,870	< 0.01	913	< 0.01	< 0.1	< 10	0.18	< 1	< 3
	QUL-21	2014 08 09	17.8	< 0.1	0.11	5.42	< 0.1	< 0.5	< 10	< 0.01	16,400	< 0.5	< 0.1	0.66	< 30	< 0.05	0.63	1,910	0.924	< 0.05	0.311	< 0.5	471	< 0.5	1,590	< 0.01	840	< 0.01	< 0.1	< 10	0.14	< 1	< 3
	QUL-21	2014 08 11	22.5	< 0.1	0.14	5.51	< 0.1	< 0.5	< 10	< 0.01	15,900	< 0.5	< 0.1	0.79	< 30	< 0.05	0.82	1,880	1.28	< 0.05	0.291	< 0.5	493	< 0.5	1,520	< 0.01	845	< 0.01	< 0.1	< 10	0.133	< 1	< 3
	QUL-21-0M	2014 08 12	16.4	< 0.1	0.12	5.38	< 0.1	< 0.5	< 10	< 0.01	16,000	< 0.5	< 0.1	0.71	< 30	< 0.05	0.75	1,880	1.24	< 0.05	0.322	< 0.5	478	< 0.5	1,580	< 0.01	849	< 0.01	< 0.1	< 10	0.138	< 1	< 3
	QUL-21X	2014 08 12	18	< 0.1	0.12	5.45	< 0.1	< 0.5	< 10	< 0.01	16,300	< 0.5	< 0.1	0.73	< 30	< 0.05	0.58	1,940	1.25	< 0.05	0.299	< 0.5	467	< 0.5	1,570	< 0.01	835	< 0.01	< 0.1	< 10	0.143	< 1	< 3
	QA/QC RPD %		9	*	*	1	*	*	*	*	2	*	*	*	*	*	*	3	*	*	7	*	2	*	< 1	*	2	*	*	*	4	*	*
	QUL-21-12M	2014 08 12	20.6	< 0.1	0.1	5.15	< 0.1	< 0.5	< 10	< 0.01	16,600	< 0.5	< 0.1	0.84	< 30	< 0.05	0.8	1,900	1.09	< 0.05	0.289	< 0.5	475	< 0.5	1,600	< 0.01	854	< 0.01	< 0.1	< 10	0.148	< 1	< 3
	QUL-21-30M	2014 08 12	17.6	< 0.1	0.12	5.3	< 0.1	< 0.5	< 10	< 0.01	18,000	< 0.5	< 0.1	0.71	< 30	< 0.05	0.77	2,110	1.02	< 0.05	0.292	< 0.5	480	< 0.5	1,730	< 0.01	931	< 0.01	< 0.1	< 10	0.163	< 1	< 3
	QUL-21	2014 08 13	15.4	< 0.1	0.14	5.54	< 0.1	< 0.5	< 10	< 0.01	16,500	< 0.5	< 0.1	0.67	< 30	< 0.05	0.66	1,960	1.6	< 0.05	0.332	< 0.5	488	< 0.5	1,640	< 0.01	872	< 0.01	< 0.1	< 10	0.134	< 1	< 3
	QUL-21	2014 08 14	17	< 0.1	0.13	5.42	< 0.1	< 0.5	< 10	< 0.01	16,500	< 0.5	< 0.1	0.61	< 30	< 0.05	0.59	1,940	1.58	-	0.34	< 0.5	496	< 0.5	1,650	< 0.01	860	< 0.01	< 0.1	< 10	0.133	< 1	3.4
	QUL-21-0M	2014 08 15	14.8	< 0.1	0.13	5.49	< 0.1	< 0.5	< 10	< 0.01	16,100	< 0.5	< 0.1	0.58	< 30	< 0.05	< 0.5	1,880	1.37	-	0.334	< 0.5	479	< 0.5	1,610	< 0.01	842	< 0.01	< 0.1	< 10	0.139	< 1	< 3
	QUL-21-10M	2014 08 15	17	< 0.1	0.1	5.01	< 0.1	< 0.5	< 10	< 0.01	16,600	< 0.5	< 0.1	0.57	< 30	< 0.05	< 0.5	1,840	0.908	-	0.271	< 0.5	459	< 0.5	1,550	< 0.01	817	< 0.01	< 0.1	< 10	0.148	< 1	< 3
	QUL-21-30M	2014 08 15	19.3	< 0.1	0.1	5.28	< 0.1	< 0.5	< 10	< 0.01	18,100	< 0.5	< 0.1	0.79	< 30	< 0.05	< 0.5	2,040	1.43	-	0.296	< 0.5	488	< 0.5	1,760	< 0.01	938	< 0.01	< 0.1	< 10	0.159	< 1	< 3
	QUL-21	2014 08 16	14.5	< 0.1	0.13	5.48	< 0.1	< 0.5	< 10	< 0.01	15,900	< 0.5	< 0.1	0.54	< 30	< 0.05	< 0.5	1,870	1.22	-	0.324	< 0.5	467	< 0.5	1,550	< 0.01	821	< 0.01	< 0.1	< 10	0.136	< 1	< 3
	QUL-21	2014 08 17	18.7	< 0.1	0.13	5.49	< 0.1	< 0.5	< 10	< 0.01	15,700	< 0.5	< 0.1	< 1	< 30	< 0.05	0.66	1,870	1.38	-	0.319	< 0.5	479	< 0.5	1,540	< 0.01	852	< 0.01	< 0.1	< 10	0.14	< 1	< 3

Associated ALS files: L1498519, L1498533, L1499166, L1499203, L1499703, L1499707, L1499710, L1499926, L1499947, L1500619, L1501501, L1501518, L1502349, L1502364, L1502370, L1502388, L1503057, L1503061, L1503079, L1503910, L1503913, L1503928, L1503932, L1503933, L1503934, L1504180, L1504213, L1504220, L1504251, L1504261, L1504997, L1505918, L1506551, L1506571, L1506577, L1506586, L1500164, L1502370, L1506989, L1506996, L1507001, L1507291, L1507298, L1506992, L1507259, L1507347, L1507948, L1507972, L1507977, L1508637, L1508673, L1509507, L1508649, L1509597, L1510231, L1510268, L1510289, L1510741, L1510746, L1511190, L1511225, L1511232, L1511817, L1511758, L1511787, L1511850, L1511886, L1511905, L1512681, L1512726, L1513326, L1513353, L1513820, L1513828, L1514716, L1514724, L1514735, L1514765, L1507963, L1514731, L1514737, L1515541, L1515553, L1515572, L1518945, L1516292, L1516846, L1516856, L1517429, L1517430, L1517431, L1517432, L1518138, L1518251, L1518254, L1518260, L1518267, L1518976, L1519008, L1519837, L1519791, L1520433, L1520459, L1520931.

All terms defined within the body of SNC-Lavalin's report (available upon request).

< Denotes concentration less than indicated detection limit or RPD less than indicated value.

- Denotes analysis not conducted.

n/a Denotes no applicable standard.

* RPDs are not normally calculated where one or more concentrations are less than five times MDL.

SHADED Concentration greater than BCWQG Aquatic Life (AW) guideline.

BOLD Concentration greater than BCWQG Drinking Water (DW) guideline.

SHADED Concentration greater than BCWQG Aquatic Life (30day) (AW) guideline.

BOLD Concentration greater than or equal to Canadian Drinking Water Quality (DW) guideline.

[a] Laboratory detection limit out of range.

[b] British Columbia Approved Water Quality Guidelines 2006 Edition, updated 2014.

[c] A Compendium of Working Water Quality Guidelines for British Columbia, updated August 2006.

[d] Guideline varies with pH, and/or either Temperature or Hardness or chloride

[e] Health Canada Drinking Water Guidelines, 2012.

[f] Guideline for Nitrate applied.

[g] The total phosphorus guideline is a measure of lake productivity and is based on spring overturn or an average of summer samples and is not applicable to single sample results at this point in time.

[h] Calculated based on an individual sample basis, not average of 30 day results.

[i] Secondary chronic or chronic value, not 30 day mean.

[j] Guideline not applicable for site situation.

TABLE 1a: Summary of Analytical Results for Mount Polley, Quesnel Lake and River - Surface Water DRAFT

Sample Location	Sample ID	Sample Date (yyyy mm dd)	Physical Parameters									Total Inorganics												
			Hardness (mg/L)	pH (field) (pH)	pH (pH)	Temperature (field) (C)	Turbidity (NTU)	Conductivity (µS/cm)	TDS (mg/L)	TSS (mg/L)	DOC (mg/L)	Total Kjeldahl Nitrogen (N) (mg/L)	Total Nitrogen (N) (mg/L)	Ammonia Nitrogen (µg/L)	Nitrate Nitrogen (µg/L)	Nitrite Nitrogen (µg/L)	Nitrate+Nitrite Nitrogen (µg/L)	Chloride (mg/L)	Fluoride (µg/L)	Sulphate (mg/L)	Total Alkalinity (as CaCO3) (mg/L)	Bromide (mg/L)	Ortho-phosphate (mg/L)	Total Phosphorus[g] (mg/L)
BC Guidelines																								
BCWQG Aquatic Life (AW)[b,c]			n/a	6.5-9.0	6.5-9.0		Change of 8	n/a	n/a	Change of 25	n/a	n/a	n/a	5,680-18,400[d]	32,800	60-120[d]	32,800[f]	600	988.2-1579[d]	n/a	n/a	n/a	n/a	0.005-0.015
BCWQG Aquatic Life (30day) (AW)[b,c,h]			n/a	n/a	n/a	+/-1 Degree change from ambient	Change of 2	n/a	n/a	Change of 5	+20% of median background	n/a	n/a	1,090-1,770[d]	3,000	20-40[d]	3,000[f]	150	n/a	128-429[d]	n/a	n/a	n/a	n/a
BCWQG Drinking Water (DW)[b,c]			n/a	6.5-8.5	6.5-8.5	n/a[i]	Change of 1	n/a	n/a	n/a	n/a	n/a	n/a	n/a	10,000	1,000	10,000[f]	250	1,000	500	n/a	n/a	n/a	0.01
Canadian Drinking Water Quality (DW)[e]			n/a	6.5-8.5	6.5-8.5	n/a[i]	n/a[i]	n/a	500	n/a	n/a	n/a	n/a	n/a	10,000	1,000	n/a	250	1,500	500	n/a	n/a	n/a	n/a
QUL-21	QUL-21-0M	2014 08 23	50.3	7.77	7.87	16.8	0.55	99.4	61	< 3	2.37	-	0.133	< 5	63.4	< 1	-	< 0.5	36	5.68	44	-	< 0.001	< 0.002[a]
	QUL-21-20M	2014 08 23	54	7.39	7.84	5.2	0.84	107	69	< 3	2.11	-	0.189	< 5	136	< 1	-	< 0.5	37	6.05	48.2	-	0.0016	**0.0027**
	QUL-21-46M	2014 08 23	74	7.63	7.95	6.0	85.1	156	104	42.4	2.19	-	0.397	53.9	237	1.8	-	0.55	75	16.8	60.3	-	< 0.001	**0.0036**
	QUL-21-0M	2014 08 25	50	7.76	7.96	17.5	0.62	98.3	66	< 3	1.82	-	0.137	< 5	62.8	< 1	-	< 0.5	34	5.81	44.4	-	< 0.001	< 0.002[a]
	QUL-21-9M	2014 08 25	50.7	7.85	7.95	14.2	1.11	99.6	67	< 3	1.87	-	0.164	< 5	75.9	< 1	-	< 0.5	34	5.95	44.5	-	0.0133	***0.0183***
	QUL-21-45M	2014 08 25	70.3	7.53	8	6.2	72	153	107	16.6	1.76	-	0.389	45.8	235	2	-	0.54	80	16.7	55.6	-	0.0031	0.0069
	QUL-21-0M	2014 08 26	49.8	7.83	7.99	17.5	0.53	97.9	69	< 3	2.11	-	0.12	< 5	57.2	< 1	-	< 0.5	35	5.77	44.7	-	< 0.001	< 0.002[a]
	QUL-21-21M	2014 08 26	50.9	7.43	7.99	5.7	1.3	99.3	69	< 3	2.21	-	0.226	< 5	75.9	< 1	-	< 0.5	35	6	44.9	-	< 0.001	< 0.002[a]
	QUL-21-47M	2014 08 26	70.1	7.59	8.01	6.0	61.9	153	113	17.5	2.15	-	0.396	49.2	237	2.7	-	0.54	66	17	59.8	-	0.0024	0.0059
	QUL-21-0M	2014 08 28	49	8.10	7.94	19.3	0.32	96.5	58	< 3	2.27	-	0.142	< 5	47.3	< 1	-	< 0.5	34	5.76	45	-	< 0.001	< 0.002[a]
	QUL-21-16M	2014 08 28	50.7	7.75	7.88	10.3	1.91	100	66	< 3	2.48	-	0.199	7.2	104	< 1	-	< 0.5	35	5.96	46.6	-	< 0.001	< 0.002[a]
	QUL-21-46M	2014 08 28	70.2	7.89	7.96	6.1	79.1	153	104	38.2	2.14	-	0.396	59.3	238	1.9	-	0.56	73	17.4	61.8	-	< 0.001	**0.0042**
	QUL-21-0M	2014 09 03	50.1	8.02	7.99	17.88	0.33	98.7	65	< 3	2.14	-	0.11	5.6	42.4	< 1	-	< 0.5	33	5.7	45.7	-	< 0.001	**0.0022**
	QUL-21-6M	2014 09 03	50.9	7.42	7.96	12.58	3.09	102	68	< 3	2.07	-	0.15	8	88.3	< 1	-	< 0.5	33	5.95	46.5	-	< 0.001	**0.002**
	QUL-21-47M	2014 09 03	69.9	7.59	8.03	5.94	67.2	152	105	7	2.13	-	0.368	58.3	227	1.4	-	0.52	64	16.5	60	-	0.0021	**0.0045**
	QUL-21X-47M	2014 09 03	70.3	7.59	8.01	5.94	65.6	151	106	7.5	2.02	-	0.368	51.8	224	1.3	-	0.51	64	16.3	60.2	-	0.0023	**0.0036**
	QA/QC RPD %		< 1	0	< 1	0	2	< 1	< 1	*	*	-	0	12	1	*	-	*	*	1	< 1	-	*	*
	QUL-21-0M	2014 09 05	46.6	-	7.95	-	0.58	101	60	< 3	2.01	-	0.174	6	42.9	< 1	-	< 0.5	32	5.76	46.2	-	< 0.001	< 0.002[a]
	QUL-21-10M	2014 09 05	52.1	-	7.92	-	1.73	104	62	< 3	1.94	-	0.173	7.8	118	< 1	-	< 0.5	32	5.98	47.3	-	< 0.001	< 0.002[a]
	QUL-21-45M	2014 09 05	71.1	-	8.03	-	49	154	103	5.1	1.98	-	0.377	59.6	226	1.9	-	0.53	63	16.7	57.3	-	0.0011	**0.0031**
	QUL-21-0M	2014 09 07	49.7	8.04	7.96	17.6	0.45	99	59	< 3	2.63	-	0.118	< 5	40.9	< 1	-	< 0.5	32	5.78	46.8	-	< 0.001	< 0.002[a]
	QUL-21-11M	2014 09 07	50.4	7.74	7.97	12.9	1.51	100	63	< 3	2.1	-	0.122	< 5	57.8	< 1	-	< 0.5	32	5.9	46.7	-	< 0.001	< 0.002[a]
	QUL-21-46M	2014 09 07	69.5	7.83	8.02	6.1	56.1	152	105	4.8	2.21	-	0.38	56.7	225	2	-	0.56	63	16.7	61.5	-	0.0016	**0.0026**
	QUL-21	2014 09 08	50.2	8.2	7.88	17	0.52	96.8	59	< 3	1.84	-	0.106	< 5	41.7	< 1	-	< 0.5	32	5.79	45.8	-	< 0.001	**0.0029**
	QUL-21-0M	2014 09 10	51	7.69	7.89	10.3	0.72	103	63	< 3	2.09	-	0.16	< 5	110	< 1	-	< 0.5	34	5.98	48.6	-	< 0.001	< 0.002[a]
	QUL-21-46M	2014 09 10	68.8	7.79	7.94	6.1	55.1	152	102	6.5	1.87	-	0.328	58.2	225	2.1	-	0.53	70	16.6	61.5	-	0.0013	**0.0035**
	QUL-21-8M	2014 09 10	52.3	7.57	7.9	6.8	0.91	105	63	< 3	1.74	-	0.168	< 5	127	< 1	-	< 0.5	36	6.07	44.7	-	< 0.001	< 0.002[a]
	QUL-21-0M	2014 09 12	51.2	7.9	7.93	13	0.76	99.7	66	< 3	2.02	-	0.129	< 5	69.4	< 1	-	< 0.5	35	5.98	47.7	-	< 0.001	< 0.002[a]
	QUL-21-15M	2014 09 12	52.2	-	7.92	-	0.9	102	66	< 3	1.83	-	0.172	< 5	121	< 1	-	< 0.5	35	6.13	49.2	-	< 0.001	< 0.002[a]
	QUL-21-46M	2014 09 12	65.6	7.92	7.98	8.4	46.6	141	95	14.6	1.85	-	0.284	43.3	184	1.9	-	< 0.5	66	15.1	58.8	-	0.0011	**0.0024**
	QUL-21-18M	2014 09 14	52.2	7.58	7.76	8.4	1.11	103	70	< 3	1.63	-	0.165	5.5	111	< 1	-	< 0.5	35	6.09	48.7	-	< 0.001	**0.0025**
	QUL-21-47M	2014 09 14	69	7.76	8.14	6.3	63.7	157	108	6.4	1.7	-	0.331	57.4	207	2.6	-	0.57	79	17.2	62.8	-	0.0013	**0.002**
	QUL-21-OM	2014 09 14	50.5	7.82	7.8	14.4	0.47	101	66	< 3	1.62	-	0.145	6.5	66.9	< 1	-	< 0.5	34	5.98	48.1	-	< 0.001	**0.0024**
	QUL-21-0M	2014 09 16	51.5	7.98	7.97	15.6	0.43	102	55	< 3	1.77	-	0.119	< 5	61.7	< 1	-	< 0.5	33	6.05	48.6	-	< 0.001	< 0.002[a]
	QUL-21-30M	2014 09 16	56.5	7.58	7.96	5.5	8.18	114	68	< 3	1.79	-	0.277	7.1	156	< 1	-	< 0.5	42	7.98	52.7	-	< 0.001	**0.0027**
	QUL-21-46M	2014 09 16	68.2	7.84	8.04	6.3	48.3	148	98	9.7	2.05	-	0.308	44.1	202	2	-	0.53	68	16.3	61	-	0.0015	**0.0034**

Associated ALS files: L1498519, L1498533, L1499166, L1499203, L1499703, L1499707, L1499710, L1499926, L1499947, L1500619, L1501501, L1501518, L1502349, L1502364, L1502370, L1502388, L1503057, L1503061, L1503079, L1503910, L1503913, L1503928, L1503932, L1503933, L1503934, L1504180, L1504213, L1504220, L1504251, L1504261, L1504997, L1505918, L1506551, L1506571, L1506577, L1506586, L1500164, L1502370, L1506989, L1506996, L1507001, L1507291, L1507298, L1506992, L1507259, L1507347, L1507948, L1507972, L1507977, L1508637, L1508673, L1509507, L1508649, L1509597, L1510231, L1510268, L1510289, L1510741, L1510746, L1511190, L1511225, L1511232, L1511817, L1511758, L1511787, L1511850, L1511886, L1511905, L1512681, L1512726, L1513326, L1513353, L1513820, L1513828, L1514716, L1514724, L1514735, L1514765, L1507963, L1514731, L1514737, L1515541, L1515553, L1515572, L1518945, L1516292, L1516846, L1516856, L1517429, L1517430, L1517431, L1517432, L1518138, L1518251, L1518254, L1518260, L1518267, L1518976, L1519008, L1519837, L1519791, L1520433, L1520459, L1520931.

All terms defined within the body of SNC-Lavalin's report (available upon request).

< Denotes concentration less than indicated detection limit or RPD less than indicated value.

- Denotes analysis not conducted.

n/a Denotes no applicable standard.

* RPDs are not normally calculated where one or more concentrations are less than five times MDL.

SHADED Concentration greater than BCWQG Aquatic Life (AW) guideline.

BOLD Concentration greater than BCWQG Drinking Water (DW) guideline.

SHADED Concentration greater than BCWQG Aquatic Life (30day) (AW) guideline.

BOLD Concentration greater than or equal to Canadian Drinking Water Quality (DW) guideline.

[a] Laboratory detection limit out of range.
[b] British Columbia Approved Water Quality Guidelines 2006 Edition, updated 2014.
[c] A Compendium of Working Water Quality Guidelines for British Columbia, updated August 2006.
[d] Guideline varies with pH, and/or either Temperature or Hardness or chloride
[e] Health Canada Drinking Water Guidelines, 2012.
[f] Guideline for Nitrate applied.
[g] The total phosphorus guideline is a measure of lake productivity and is based on spring overturn or an average of summer samples and is not applicable to single sample results at this point in time.
[h] Calculated based on an individual sample basis, not average of 30 day results.
[i] Secondary chronic or chronic value, not 30 day mean.
[j] Guideline not applicable for site situation.

TABLE 1a: Summary of Analytical Results for Mount Polley, Quesnel Lake and River - Surface Water DRAFT

Sample Location	Sample ID	Sample Date (yyyy mm dd)	Dissolved Metals																											
			Dissolved Aluminum (µg/L)	Dissolved Calcium (mg/L)	Dissolved Iron (µg/L)	Dissolved Magnesium (mg/L)	Dissolved Manganese (µg/L)	Dissolved Potassium (mg/L)	Dissolved Sodium (mg/L)	Antimony (µg/L)	Arsenic (µg/L)	Barium (µg/L)	Beryllium (µg/L)	Boron (µg/L)	Cadmium (µg/L)	Chromium (µg/L)	Cobalt (µg/L)	Copper (µg/L)	Lead (µg/L)	Lithium (µg/L)	Mercury (µg/L)	Molybdenum (µg/L)	Nickel (µg/L)	Selenium (µg/L)	Silver (µg/L)	Thallium (µg/L)	Titanium (µg/L)	Uranium (µg/L)	Vanadium (µg/L)	Zinc (µg/L)
BC Guidelines																														
BCWQG Aquatic Life (AW)[b,c]			100[d]	n/a	350	n/a	n/a	n/a	n/a	n/a	n/a	n/a	n/a	n/a	n/a	n/a	n/a	n/a	n/a	n/a	n/a	n/a	n/a	n/a	n/a	n/a	n/a	n/a	n/a	n/a
BCWQG Aquatic Life (30day) (AW)[b,c,h]			50[d]	n/a	n/a	n/a	n/a	n/a	n/a	n/a	n/a	n/a	n/a	n/a	n/a	n/a	n/a	n/a	n/a	n/a	n/a	n/a	n/a	n/a	n/a	n/a	n/a	n/a	n/a	n/a
BCWQG Drinking Water (DW)[b,c]			200	n/a	n/a	n/a	n/a	n/a	n/a	n/a	n/a	n/a	n/a	n/a	n/a	n/a	n/a	n/a	n/a	n/a	n/a	n/a	n/a	n/a	n/a	n/a	n/a	n/a	n/a	n/a
Canadian Drinking Water Quality (DW)[e]			n/a	n/a	n/a	n/a	n/a	n/a	n/a	n/a	n/a	n/a	n/a	n/a	n/a	n/a	n/a	n/a	n/a	n/a	n/a	n/a	n/a	n/a	n/a	n/a	n/a	n/a	n/a	n/a
QUL-21	QUL-21-0M	2014 08 23	10.5	16.9	< 30	1.94	0.886	0.466	0.815	< 0.1	< 0.1	5.4	< 0.1	< 10	< 0.01	< 0.5	< 0.1	0.87	< 0.05	0.96	-	0.283	< 0.5	< 0.5	< 0.01	< 0.01	< 10	0.13	< 1	< 3
	QUL-21-20M	2014 08 23	6.4	18.2	< 30	2.08	0.629	0.49	0.902	< 0.1	< 0.1	5.09	< 0.1	< 10	< 0.01	< 0.5	< 0.1	0.71	< 0.05	0.99	-	0.255	< 0.5	< 0.5	< 0.01	< 0.01	< 10	0.146	< 1	< 3
	QUL-21-46M	2014 08 23	13.2	25	< 30	2.8	108	0.952	3.2	0.23	0.72	17.9	< 0.1	< 10	< 0.01	< 0.5	< 0.1	4.5	< 0.05	1.17	-	4.98	< 0.5	0.59	< 0.01	< 0.01	< 10	0.643	< 1	< 3
	QUL-21-0M	2014 08 25	10	16.9	< 30	1.92	0.724	0.461	0.805	< 0.1	< 0.1	5.49	< 0.1	< 10	< 0.01	< 0.5	< 0.1	0.93	< 0.05	< 0.5	-	0.288	< 0.5	< 0.5	< 0.01	< 0.01	< 10	0.133	< 1	< 3
	QUL-21-9M	2014 08 25	9.9	17.2	< 30	1.91	1.24	0.443	0.851	< 0.1	< 0.1	5.88	< 0.1	< 10	< 0.01	< 0.5	< 0.1	1.37	< 0.05	< 0.5	-	0.293	< 0.5	< 0.5	< 0.01	< 0.01	< 10	0.14	< 1	< 3
	QUL-21-45M	2014 08 25	12.9	23.8	< 30	2.63	94.7	0.95	3.09	0.22	0.66	17.5	< 0.1	< 10	< 0.01	< 0.5	< 0.1	4.65	< 0.05	0.61	-	4.68	< 0.5	0.53	< 0.01	< 0.01	< 10	0.58	< 1	< 3
	QUL-21-0M	2014 08 26	9.3	16.8	< 30	1.92	0.699	0.448	0.793	< 0.1	0.12	5.5	< 0.1	< 10	< 0.01	< 0.5	< 0.1	0.96	< 0.05	0.64	-	0.287	< 0.5	< 0.5	< 0.01	< 0.01	< 10	0.125	< 1	< 3
	QUL-21-21M	2014 08 26	9.9	17.2	< 30	1.94	1.01	0.452	0.82	< 0.1	< 0.1	5.62	< 0.1	< 10	< 0.01	< 0.5	< 0.1	1.21	< 0.05	0.57	-	0.284	< 0.5	< 0.5	< 0.01	< 0.01	< 10	0.128	< 1	< 3
	QUL-21-47M	2014 08 26	11.7	23.7	< 30	2.64	95.8	0.907	2.99	0.21	0.66	17.3	< 0.1	< 10	< 0.01	< 0.5	< 0.1	4.54	< 0.05	0.75	-	4.63	< 0.5	0.54	< 0.01	< 0.01	< 10	0.591	< 1	< 3
	QUL-21-0M	2014 08 28	10.1	16.5	< 30	1.92	0.506	0.458	0.823	< 0.1	0.11	5.3	< 0.1	< 10	< 0.01	< 0.5	< 0.1	0.58	< 0.05	< 0.5	-	0.276	< 0.5	< 0.5	< 0.01	< 0.01	< 10	0.138	< 1	< 3
	QUL-21-16M	2014 08 28	9.4	17.1	< 30	1.94	1.04	0.466	0.853	< 0.1	< 0.1	5.59	< 0.1	< 10	< 0.01	< 0.5	< 0.1	1.17	< 0.05	< 0.5	-	0.272	< 0.5	< 0.5	< 0.01	< 0.01	< 10	0.151	< 1	< 3
	QUL-21-46M	2014 08 28	15.3	23.7	< 30	2.67	96.6	1.03	3.59	0.26	0.76	18.8	< 0.1	< 10	0.036	< 0.5	< 0.1	5.32	< 0.05	0.8	-	5.51	< 0.5	0.67	0.018	0.011	< 10	0.671	< 1	< 3
	QUL-21-0M	2014 09 03	9.8	16.9	< 30	1.92	0.306	0.463	0.838	< 0.1	< 0.1	5.36	< 0.1	< 10	< 0.01	< 0.5	< 0.1	0.59	< 0.05	0.55	-	0.283	< 0.5	< 0.5	< 0.01	< 0.01	< 10	0.134	< 1	< 3
	QUL-21-6M	2014 09 03	9.5	17.2	< 30	1.91	2.29	0.465	0.874	< 0.1	< 0.1	6.81	< 0.1	< 10	< 0.01	< 0.5	< 0.1	1.87	< 0.05	0.72	-	0.311	< 0.5	< 0.5	< 0.01	< 0.01	< 10	0.14	< 1	< 3
	QUL-21-47M	2014 09 03	13.2	23.7	< 30	2.61	82.1	0.963	3.25	0.23	0.7	17.6	< 0.1	< 10	< 0.01	< 0.5	< 0.1	5.11	< 0.05	0.88	-	4.9	< 0.5	0.57	< 0.01	< 0.01	< 10	0.598	< 1	< 3
	QUL-21X-47M	2014 09 03	13.9	23.8	< 30	2.62	80	0.947	3.17	0.23	0.66	17.7	< 0.1	< 10	< 0.01	< 0.5	< 0.1	5.17	< 0.05	0.79	-	4.88	< 0.5	0.59	< 0.01	< 0.01	< 10	0.587	< 1	< 3
	QA/QC RPD %		*	< 1	*	< 1	3	2	3	*	6	< 1	*	*	*	*	*	1	*	*	-	< 1	*	*	*	*	*	2	*	*
	QUL-21-0M	2014 09 05	9	15.7	< 30	1.83	0.376	0.417	0.739	< 0.1	< 0.1	4.79	< 0.1	< 10	< 0.01	< 0.5	< 0.1	0.62	< 0.05	0.98	-	0.251	< 0.5	< 0.5	< 0.01	< 0.01	< 10	0.119	< 1	< 3
	QUL-21-10M	2014 09 05	7.1	17.6	< 30	1.99	1.05	0.452	0.85	< 0.1	< 0.1	5.61	< 0.1	< 10	< 0.01	< 0.5	< 0.1	1.31	< 0.05	1.11	-	0.282	< 0.5	< 0.5	< 0.01	< 0.01	< 10	0.144	< 1	< 3
	QUL-21-45M	2014 09 05	16.7	24	< 30	2.7	79	0.981	3.23	0.25	0.73	17.4	< 0.1	< 10	< 0.01	< 0.5	< 0.1	5.15	< 0.05	1.34	-	5.15	< 0.5	0.55	< 0.01	< 0.01	< 10	0.627	< 1	< 3
	QUL-21-0M	2014 09 07	9.4	16.7	< 30	1.95	0.278	0.469	0.828	< 0.1	0.11	5.42	< 0.1	< 10	< 0.01	< 0.5	< 0.1	0.66	< 0.05	0.73	-	0.295	< 0.5	< 0.5	< 0.01	< 0.01	< 10	0.144	< 1	< 3
	QUL-21-11M	2014 09 07	9.2	17	< 30	1.96	0.464	0.457	0.842	< 0.1	0.11	5.92	< 0.1	< 10	< 0.01	< 0.5	< 0.1	1.26	< 0.05	0.82	-	0.292	< 0.5	< 0.5	< 0.01	< 0.01	< 10	0.136	< 1	< 3
	QUL-21-46M	2014 09 07	13.5	23.5	< 30	2.64	77.8	0.98	3.27	0.24	0.7	17	< 0.1	< 10	< 0.01	< 0.5	< 0.1	5.33	< 0.05	0.99	-	5.16	< 0.5	0.58	< 0.01	< 0.01	< 10	0.644	< 1	< 3
	QUL-21	2014 09 08	9	16.9	< 30	1.95	0.252	0.466	0.829	< 0.1	0.1	5.3	< 0.1	< 10	< 0.01	< 0.5	< 0.1	0.74	< 0.05	0.52	-	0.299	< 0.5	< 0.5	< 0.01	< 0.01	< 10	0.134	< 1	< 3
	QUL-21-0M	2014 09 10	7.2	17.3	< 30	1.93	0.653	0.468	0.89	< 0.1	0.11	5.76	< 0.1	< 10	< 0.01	< 0.5	< 0.1	1.33	< 0.05	0.89	-	0.28	< 0.5	< 0.5	< 0.01	< 0.01	< 10	0.151	< 1	< 3
	QUL-21-46M	2014 09 10	15.3	23.3	< 30	2.57	71.3	0.986	3.24	0.23	0.7	16.7	< 0.1	< 10	< 0.01	< 0.5	< 0.1	5.5	< 0.05	1.2	-	5.2	< 0.5	0.56	< 0.01	< 0.01	< 10	0.618	< 1	< 3
	QUL-21-8M	2014 09 10	7.6	17.7	< 30	1.97	0.655	0.466	0.905	< 0.1	< 0.1	5.51	< 0.1	< 10	< 0.01	< 0.5	< 0.1	1.15	< 0.05	0.88	-	0.295	< 0.5	< 0.5	< 0.01	< 0.01	< 10	0.151	< 1	< 3
	QUL-21-0M	2014 09 12	8.5	17.3	< 30	1.96	0.375	0.453	0.843	< 0.1	0.1	5.31	< 0.1	< 10	< 0.01	< 0.5	< 0.1	0.92	< 0.05	0.77	-	0.279	< 0.5	< 0.5	< 0.01	< 0.01	< 10	0.141	< 1	< 3
	QUL-21-15M	2014 09 12	6.4	17.6	< 30	2.01	0.665	0.452	0.869	< 0.1	< 0.1	5.36	< 0.1	< 10	< 0.01	< 0.5	< 0.1	1.17	< 0.05	0.77	-	0.305	< 0.5	< 0.5	< 0.01	< 0.01	< 10	0.143	< 1	< 3
	QUL-21-46M	2014 09 12	11.4	22.2	< 30	2.47	46.6	0.939	3.1	0.24	0.58	14.3	< 0.1	< 10	< 0.01	< 0.5	< 0.1	5.27	< 0.05	1.03	-	4.91	< 0.5	< 0.5	< 0.01	< 0.01	< 10	0.521	< 1	< 3
	QUL-21-18M	2014 09 14	7.8	17.6	< 30	2	0.517	0.478	0.866	< 0.1	0.11	5.79	< 0.1	< 10	< 0.01	< 0.5	< 0.1	1.17	< 0.05	0.83	-	0.319	< 0.5	< 0.5	< 0.01	< 0.01	< 10	0.146	< 1	< 3
	QUL-21-47M	2014 09 14	21.5	23.3	< 30	2.6	58.9	1.05	3.52	0.26	0.77	16.8	< 0.1	< 10	< 0.01	< 0.5	< 0.1	5.88	< 0.05	1.19	-	6.15	< 0.5	< 0.5	< 0.01	< 0.01	< 10	0.613	< 1	< 3
	QUL-21-OM	2014 09 14	8.3	17.2	< 30	1.83	0.327	0.455	0.805	< 0.1	0.1	5.1	< 0.1	< 10	< 0.01	< 0.5	< 0.1	0.63	< 0.05	0.79	-	0.279	< 0.5	< 0.5	< 0.01	< 0.01	< 10	0.14	< 1	< 3
	QUL-21-0M	2014 09 16	10	17.5	< 30	1.92	0.254	0.436	0.776	< 0.1	< 0.1	4.72	< 0.1	< 10	< 0.01	< 0.5	< 0.1	< 0.5	< 0.05	0.7	-	0.243	< 0.5	< 0.5	< 0.01	< 0.01	< 10	0.143	< 1	< 3
	QUL-21-30M	2014 09 16	7.3	19.1	< 30	2.16	9.52	0.555	1.29	< 0.1	0.19	7.28	< 0.1	< 10	< 0.01	< 0.5	< 0.1	2.36	< 0.05	0.92	-	1.07	< 0.5	< 0.5	< 0.01	< 0.01	< 10	0.206	< 1	< 3
	QUL-21-46M	2014 09 16	14.3	23.1	< 30	2.54	53.5	1.02	3.34	0.24	0.67	16	< 0.1	< 10	< 0.01	< 0.5	< 0.1	5.93	< 0.05	1.1	-	5.56	< 0.5	< 0.5	< 0.01	< 0.01	< 10	0.579	< 1	< 3

Associated ALS files: L1498519, L1498533, L1499166, L1499203, L1499703, L1499707, L1499710, L1499926, L1499947, L1500619, L1501501, L1501518, L1502349, L1502364, L1502370, L1502388, L1503057, L1503061, L1503079, L1503910, L1503913, L1503928, L1503932, L1503933, L1503934, L1504180, L1504213, L1504220, L1504251, L1504261, L1504997, L1505918, L1506551, L1506571, L1506577, L1506586, L1500164, L1502370, L1506989, L1506996, L1507001, L1507291, L1507298, L1506992, L1507259, L1507347, L1507948, L1507972, L1507977, L1508637, L1508673, L1509507, L1508649, L1509597, L1510231, L1510268, L1510289, L1510741, L1510746, L1511190, L1511225, L1511232, L1511817, L1511758, L1511787, L1511850, L1511886, L1511905, L1512681, L1512726, L1513326, L1513353, L1513820, L1513828, L1514716, L1514724, L1514735, L1514765, L1507963, L1514731, L1514737, L1515541, L1515553, L1515572, L1518945, L1516292, L1516846, L1516856, L1517429, L1517430, L1517431, L1517432, L1518138, L1518251, L1518254, L1518260, L1518267, L1518976, L1519008, L1519837, L1519791, L1520433, L1520459, L1520931.

All terms defined within the body of SNC-Lavalin's report (available upon request).

< Denotes concentration less than indicated detection limit or RPD less than indicated value.

- Denotes analysis not conducted.

n/a Denotes no applicable standard.

* RPDs are not normally calculated where one or more concentrations are less than five times MDL.

SHADED Concentration greater than BCWQG Aquatic Life (AW) guideline.

BOLD Concentration greater than BCWQG Drinking Water (DW) guideline.

SHADED Concentration greater than BCWQG Aquatic Life (30day) (AW) guideline.

BOLD Concentration greater than or equal to Canadian Drinking Water Quality (DW) guideline.

[a] Laboratory detection limit out of range.

[b] British Columbia Approved Water Quality Guidelines 2006 Edition, updated 2014.

[c] A Compendium of Working Water Quality Guidelines for British Columbia, updated August 2006.

[d] Guideline varies with pH, and/or either Temperature or Hardness or chloride

[e] Health Canada Drinking Water Guidelines, 2012.

[f] Guideline for Nitrate applied.

[g] The total phosphorus guideline is a measure of lake productivity and is based on spring overturn or an average of summer samples and is not applicable to single sample results at this point in time.

[h] Calculated based on an individual sample basis, not average of 30 day results.

[i] Secondary chronic or chronic value, not 30 day mean.

[j] Guideline not applicable for site situation.

TABLE 1a: Summary of Analytical Results for Mount Polley, Quesnel Lake and River - Surface Water DRAFT

Sample Location	Sample ID	Sample Date (yyyy mm dd)	Total Metals																														
			Aluminum (µg/L)	Antimony (µg/L)	Arsenic (µg/L)	Barium (µg/L)	Beryllium (µg/L)	Bismuth (µg/L)	Boron (µg/L)	Cadmium (µg/L)	Calcium (µg/L)	Chromium (µg/L)	Cobalt (µg/L)	Copper (µg/L)	Iron (µg/L)	Lead (µg/L)	Lithium (µg/L)	Magnesium (µg/L)	Manganese (µg/L)	Mercury (µg/L)	Molybdenum (µg/L)	Nickel (µg/L)	Potassium (µg/L)	Selenium (µg/L)	Silicon (µg/L)	Silver (µg/L)	Sodium (µg/L)	Thallium (µg/L)	Tin (µg/L)	Titanium (µg/L)	Uranium (µg/L)	Vanadium (µg/L)	Zinc (µg/L)
BC Guidelines																																	
BCWQG Aquatic Life (AW)[b,c]			n/a	20	5	5,000	n/a	n/a	1,200	0.016-0.055[d]	n/a	1 (Cr(+6))	110	6.0-19.3[d]	1,000	27.3-177.4[d]	870	n/a	1001-2568[d]	Methyl mercury analysis in progress	2,000	25-150[d]	373,000-432,000	2	n/a	0.1-3.0[d]	n/a	0.3	n/a	2,000	300	6	33-103.5[d]
BCWQG Aquatic Life (30day) (AW)[b,c,h]			n/a	n/a	n/a	1,000	5.3[i]	n/a	n/a	n/a	n/a	n/a	4	2-7.4[d]	n/a	4.4-10.2[d]	14[i]	n/a	791.1-1415[d]		1,000	n/a	n/a	n/a	n/a	0.05-1.5[d]	n/a	n/a	n/a	n/a	n/a	n/a	7.5-78[d]
BCWQG Drinking Water (DW)[b,c]			n/a	14	25	n/a	4	n/a	5,000	n/a	n/a	n/a	n/a	500	n/a	50	n/a	n/a	n/a	1	250	n/a	n/a	10	n/a	n/a	n/a	2	n/a	n/a	n/a	n/a	5,000
Canadian Drinking Water Quality (DW)[e]			100	6	10	1,000	n/a	n/a	5,000	5	n/a	50	n/a	1,000	300	10	n/a	n/a	50	1	n/a	n/a	n/a	10	n/a	n/a	200,000	n/a	n/a	n/a	20	n/a	5,000
QUL-21	QUL-21-0M	2014 08 23	35.1	< 0.1	0.1	6.13	< 0.1	< 0.5	< 10	< 0.01	15,700	< 0.5	< 0.1	1.66	30	< 0.05	0.88	1,800	1.77	< 0.05	0.32	< 0.5	448	< 0.5	1,530	< 0.01	783	< 0.01	< 0.1	< 10	0.137	< 1	< 3
	QUL-21-20M	2014 08 23	50.6	< 0.1	0.13	5.56	< 0.1	< 0.5	< 10	< 0.01	17,800	< 0.5	< 0.1	1.53	48	< 0.05	1.03	2,070	3.13	< 0.05	0.278	< 0.5	494	< 0.5	1,830	< 0.01	916	< 0.01	< 0.1	< 10	0.157	< 1	< 3
	QUL-21-46M	2014 08 23	***3,910***	0.3	1.89	90.2	< 0.1	< 0.5	< 10	0.023	25,400	**2.11**	1.65	**75.1**	***2,600***	1.36	2.94	3,950	***179***	< 0.05	5.03	2.29	2,420	0.67	11,100	0.031	3,700	0.013	0.12	159	0.732	**7.6**	**7.7**
	QUL-21-0M	2014 08 25	31.1	< 0.1	0.1	5.65	< 0.1	< 0.5	< 10	< 0.01	16,200	< 0.5	< 0.1	1.63	< 30	< 0.05	< 0.5	1,830	1.5	< 0.05	0.297	< 0.5	474	< 0.5	1,530	< 0.01	836	< 0.01	< 0.1	< 10	0.137	< 1	< 3
	QUL-21-9M	2014 08 25	70.9	< 0.1	0.14	6.78	< 0.1	< 0.5	< 10	< 0.01	17,100	< 0.5	< 0.1	**3.08**	63	< 0.05	< 0.5	1,930	3.56	< 0.05	0.334	< 0.5	486	< 0.5	1,660	< 0.01	872	< 0.01	< 0.1	< 10	0.153	< 1	< 3
	QUL-21-45M	2014 08 25	***3,510***	0.28	1.76	85.4	< 0.1	< 0.5	< 10	0.02	24,800	**1.97**	1.45	**70.1**	***2,170***	1.28	2.24	3,630	***167***	< 0.05	5.08	2.01	2,330	0.61	10,300	0.026	3,890	0.012	0.11	140	0.733	**7**	7
	QUL-21-0M	2014 08 26	36	< 0.1	0.12	5.85	< 0.1	< 0.5	< 10	< 0.01	16,600	< 0.5	< 0.1	1.69	< 30	< 0.05	0.54	1,930	1.77	< 0.01	0.301	< 0.5	464	< 0.5	1,570	< 0.01	823	< 0.01	< 0.1	< 10	0.137	< 1	< 3
	QUL-21-21M	2014 08 26	61.9	< 0.1	0.12	6.44	< 0.1	< 0.5	< 10	< 0.01	16,300	< 0.5	< 0.1	**2.9**	53	< 0.05	0.54	1,860	3.07	< 0.01	0.321	< 0.5	459	< 0.5	1,560	< 0.01	825	< 0.01	< 0.1	< 10	0.141	< 1	< 3
	QUL-21-47M	2014 08 26	***3,560***	0.28	1.76	86.1	< 0.1	< 0.5	< 10	0.022	23,600	**2.01**	1.44	**69.3**	***2,080***	1.22	2.44	3,510	***169***	< 0.01	4.94	2.02	2,350	0.63	9,740	0.029	3,760	0.013	0.11	133	0.694	**6.8**	6.9
	QUL-21-0M	2014 08 28	21.5	< 0.1	0.13	5.53	< 0.1	< 0.5	< 10	< 0.01	16,400	< 0.5	< 0.1	0.82	< 30	< 0.05	< 0.5	1,930	1.25	< 0.01	0.301	< 0.5	475	< 0.5	1,520	< 0.01	843	< 0.01	< 0.1	< 10	0.144	< 1	< 3
	QUL-21-16M	2014 08 28	94.9	< 0.1	0.14	6.69	< 0.1	< 0.5	< 10	< 0.05[a]	16,800	< 0.5	< 0.1	**2.99**	89	0.066	< 0.5	1,950	3.64	< 0.01	0.293	< 0.5	490	< 0.5	1,720	< 0.01	874	< 0.01	< 0.1	< 10	0.154	< 1	< 3
	QUL-21-46M	2014 08 28	***3,700***	0.31	1.87	94.7	< 0.1	< 0.5	10	< 0.05[a]	24,600	**2.1**	1.45	**74.5**	***2,110***	1.31	2.02	3,680	***168***	< 0.01	5.73	2.02	2,540	0.71	10,000	0.031	4,220	0.011	0.12	146	0.802	**7.2**	7.1
	QUL-21-0M	2014 09 03	18.6	< 0.1	0.1	5.53	< 0.1	< 0.5	< 10	< 0.01	17,000	< 0.5	< 0.1	0.81	< 30	< 0.05	0.57	1,960	0.961	< 0.01	0.327	< 0.5	467	< 0.5	1,550	< 0.01	871	< 0.01	< 0.1	< 10	0.142	< 1	< 3
	QUL-21-6M	2014 09 03	99.6	< 0.1	0.15	7.84	< 0.1	< 0.5	< 10	< 0.01	17,200	< 0.5	< 0.1	**4.83**	87	0.063	0.66	1,950	4.7	< 0.01	0.332	< 0.5	482	< 0.5	1,730	< 0.01	893	< 0.01	< 0.1	< 10	0.156	< 1	< 3
	QUL-21-47M	2014 09 03	***3,270***	0.29	1.65	86.3	< 0.1	< 0.5	< 10	0.02	24,600	**1.84**	1.29	**67.1**	***1,880***	1.18	2.32	3,490	***145***	< 0.01	5.29	1.8	2,350	0.63	9,400	0.025	3,920	0.013	0.11	129	0.731	**6.4**	6.6
	QUL-21X-47M	2014 09 03	***3,110***	0.26	1.57	82.5	< 0.1	< 0.5	< 10	0.019	23,800	**1.68**	1.21	**63.8**	***1,770***	1.1	2.08	3,340	***137***	< 0.01	5	1.79	2,240	0.59	8,960	0.023	3,710	0.012	< 0.1	122	0.703	6	6.3
	QA/QC RPD %		5	*	5	5	*	*	*	*	3	*	6	5	6	7	*	4	6	*	6	*	5	*	5	*	6	*	*	6	4	7	*
	QUL-21-0M	2014 09 05	47.1	< 0.1	0.14	5.38	< 0.1	< 0.5	< 10	< 0.01	14,600	< 0.5	< 0.1	1.61	46	< 0.05	1.14	1,710	2.39	-	0.288	< 0.5	446	< 0.5	1,400	< 0.01	773	< 0.01	< 0.1	< 10	0.133	< 1	< 3
	QUL-21-10M	2014 09 05	***125***	< 0.1	0.2	7.33	< 0.1	< 0.5	< 10	< 0.01	17,600	< 0.5	< 0.1	**3.67**	111	0.065	1.45	2,070	4.64	-	0.376	< 0.5	512	< 0.5	1,900	< 0.01	907	< 0.01	< 0.1	< 10	0.165	< 1	< 3
	QUL-21-45M	2014 09 05	***3,190***	0.29	1.65	84.1	< 0.1	< 0.5	< 10	0.019	24,200	**1.64**	1.19	**64.3**	***1,810***	1.14	2.79	3,480	***142***	-	5.42	1.68	2,340	0.61	9,720	0.027	3,830	0.015	< 0.1	134	0.74	**6.2**	6.3
	QUL-21-0M	2014 09 07	27.1	< 0.1	0.13	5.82	< 0.1	< 0.5	< 10	< 0.01	16,700	< 0.5	< 0.1	1.19	< 30	< 0.05	0.7	1,950	1.38	-	0.332	< 0.5	473	< 0.5	1,550	< 0.01	863	< 0.01	< 0.1	< 10	0.149	< 1	< 3
	QUL-21-11M	2014 09 07	76.6	< 0.1	0.14	6.54	< 0.1	< 0.5	< 10	< 0.01	16,200	< 0.5	< 0.1	**2.77**	74	< 0.05	0.77	1,910	3.2	-	0.319	< 0.5	469	< 0.5	1,610	< 0.01	851	< 0.01	< 0.1	< 10	0.152	< 1	< 3
	QUL-21-46M	2014 09 07	***2,840***	0.27	1.51	77.6	< 0.1	< 0.5	< 10	0.018	23,700	**1.49**	1.16	**61.9**	***1,680***	1.06	2.21	3,390	***137***	-	5.37	1.62	2,100	0.59	8,660	0.026	3,660	0.011	0.1	123	0.731	5.6	6
	QUL-21	2014 09 08	23.8	< 0.1	0.12	5.6	< 0.1	< 0.5	< 10	< 0.01	16,500	< 0.5	< 0.1	1.24	< 30	< 0.05	< 0.5	1,910	1.29	-	0.314	< 0.5	458	< 0.5	1,490	< 0.01	834	< 0.01	< 0.1	< 10	0.141	< 1	< 3
	QUL-21-0M	2014 09 10	49	< 0.1	0.14	6.31	< 0.1	< 0.5	< 10	< 0.01	16,800	< 0.5	< 0.1	**2.32**	46	< 0.05	0.91	1,910	2.67	-	0.31	< 0.5	471	< 0.5	1,670	< 0.01	884	< 0.01	< 0.1	< 10	0.158	< 1	< 3
	QUL-21-46M	2014 09 10	***3,160***	0.29	1.52	83.2	< 0.1	< 0.5	11	0.023	23,200	**1.5**	1.08	**59**	***1,620***	1.04	2.39	3,220	***131***	-	5.48	1.47	2,380	0.6	9,820	0.025	3,780	0.012	0.1	116	0.693	5.8	5.9
	QUL-21-8M	2014 09 10	69.2	< 0.1	0.14	6.35	< 0.1	< 0.5	< 10	< 0.01	17,200	< 0.5	< 0.1	**2.25**	62	0.051	0.98	1,970	3.51	-	0.408	< 0.5	491	< 0.5	1,780	< 0.01	929	< 0.01	< 0.1	< 10	0.162	< 1	< 3
	QUL-21-0M	2014 09 12	58.1	< 0.1	0.11	6.01	< 0.1	< 0.5	< 10	< 0.01	17,200	< 0.5	< 0.1	1.71	54	< 0.05	0.86	2,010	2.46	-	0.325	< 0.5	462	< 0.5	1,650	< 0.01	860	< 0.01	< 0.1	< 10	0.148	< 1	< 3
	QUL-21-15M	2014 09 12	56.8	< 0.1	0.12	6.14	< 0.1	< 0.5	< 10	< 0.01	17,700	< 0.5	< 0.1	2.07	51	< 0.05	0.91	2,050	2.89	-	0.315	< 0.5	475	< 0.5	1,750	< 0.01	894	< 0.01	< 0.1	< 10	0.149	< 1	< 3
	QUL-21-46M	2014 09 12	***2,840***	0.27	1.3	76.8	< 0.1	< 0.5	< 10	0.017	22,100	**1.2**	0.99	**55.5**	***1,430***	0.919	2.11	3,110	***91.6***	-	5.15	1.32	2,210	< 0.5	8,290	0.03	3,640	0.016	< 0.1	108	0.573	5	**9.8**
	QUL-21-18M	2014 09 14	69	< 0.1	0.11	6.62	< 0.1	< 0.5	< 10	< 0.01	17,400	< 0.5	< 0.1	**2.26**	65	< 0.05	0.83	1,990	3.04	-	0.369	< 0.5	488	< 0.5	1,700	< 0.01	883	< 0.01	< 0.1	< 10	0.158	< 1	< 3
	QUL-21-47M	2014 09 14	***3,380***	0.33	1.61	96.1	< 0.1	< 0.5	< 10	0.016	23,400	**1.52**	1.18	**65.8**	***1,690***	1.09	2.46	3,320	***111***	-	6.27	1.55	2,620	0.55	9,690	0.025	4,070	0.01	0.1	128	0.664	6	5.9
	QUL-21-OM	2014 09 14	27.1	< 0.1	0.12	5.45	< 0.1	< 0.5	< 10	< 0.01	16,700	< 0.5	< 0.1	0.95	< 30	< 0.05	0.88	1,850	1.34	-	0.302	< 0.5	469	< 0.5	1,440	< 0.01	845	< 0.01	< 0.1	< 10	0.149	< 1	< 3
	QUL-21-0M	2014 09 16	15.9	< 0.1	< 0.1	4.77	< 0.1	< 0.5	< 10	< 0.01	16,900	< 0.5	< 0.1	0.55	< 30	< 0.05	0.81	1,870	0.683	-	0.307	< 0.5	434	< 0.5	1,380	< 0.01	773	< 0.01	< 0.1	< 10	0.145	< 1	< 3
	QUL-21-30M	2014 09 16	***512***	< 0.1	0.33	18.1	< 0.1	< 0.5	< 10	< 0.01	18,100	< 0.5	0.21	**10.5**	282	0.176	0.97	2,170	21	-	1.13	0.57	763	< 0.5	2,870	< 0.01	1,340	< 0.01	< 0.1	21	0.22	1	< 3
	QUL-21-46M	2014 09 16	***3,450***	0.28	1.55	95.1	< 0.1	< 0.5	< 10	0.019	23,100	**1.51**	1.15	**62.8**	***1,630***	1.04	2.5	3,240	***108***	-	5.89	1.58	2,670	0.51	10,100	0.025	3,900	0.011	< 0.1	122	0.639	5.9	5.9

Associated ALS files: L1498519, L1498533, L1499166, L1499203, L1499703, L1499707, L1499710, L1499926, L1499947, L1500619, L1501501, L1501518, L1502349, L1502364, L1502370, L1502388, L1503057, L1503061, L1503079, L1503910, L1503913, L1503928, L1503932, L1503933, L1503934, L1504180, L1504213, L1504220, L1504251, L1504261, L1504997, L1505918, L1506551, L1506571, L1506577, L1506586, L1500164, L1502370, L1506989, L1506996, L1507001, L1507291, L1507298, L1506992, L1507259, L1507347, L1507948, L1507972, L1507977, L1508637, L1508673, L1509507, L1508649, L1509597, L1510231, L1510268, L1510289, L1510741, L1510746, L1511190, L1511225, L1511232, L1511817, L1511758, L1511787, L1511850, L1511886, L1511905, L1512681, L1512726, L1513326, L1513353, L1513820, L1513828, L1514716, L1514724, L1514735, L1514765, L1507963, L1514731, L1514737, L1515541, L1515553, L1515572, L1518945, L1516292, L1516846, L1516856, L1517429, L1517430, L1517431, L1517432, L1518138, L1518251, L1518254, L1518260, L1518267, L1518976, L1519008, L1519837, L1519791, L1520433, L1520459, L1520931.

All terms defined within the body of SNC-Lavalin's report (available upon request).

< Denotes concentration less than indicated detection limit or RPD less than indicated value.

- Denotes analysis not conducted.

n/a Denotes no applicable standard.

* RPDs are not normally calculated where one or more concentrations are less than five times MDL.

SHADED Concentration greater than BCWQG Aquatic Life (AW) guideline.

BOLD Concentration greater than BCWQG Drinking Water (DW) guideline.

SHADED Concentration greater than BCWQG Aquatic Life (30day) (AW) guideline.

BOLD Concentration greater than or equal to Canadian Drinking Water Quality (DW) guideline.

[a] Laboratory detection limit out of range.

[b] British Columbia Approved Water Quality Guidelines 2006 Edition, updated 2014.

[c] A Compendium of Working Water Quality Guidelines for British Columbia, updated August 2006.

[d] Guideline varies with pH, and/or either Temperature or Hardness or chloride

[e] Health Canada Drinking Water Guidelines, 2012.

[f] Guideline for Nitrate applied.

[g] The total phosphorus guideline is a measure of lake productivity and is based on spring overturn or an average of summer samples and is not applicable to single sample results at this point in time.

[h] Calculated based on an individual sample basis, not average of 30 day results.

[i] Secondary chronic or chronic value, not 30 day mean.

[j] Guideline not applicable for site situation.

TABLE 1a: Summary of Analytical Results for Mount Polley, Quesnel Lake and River - Surface Water DRAFT

Sample Location	Sample ID	Sample Date (yyyy mm dd)	Physical Parameters									Total Inorganics												
			Hardness (mg/L)	pH (field) (pH)	pH (pH)	Temperature (field) (C)	Turbidity (NTU)	Conductivity (µS/cm)	TDS (mg/L)	TSS (mg/L)	DOC (mg/L)	Total Kjeldahl Nitrogen (N) (mg/L)	Total Nitrogen (N) (mg/L)	Ammonia Nitrogen (µg/L)	Nitrate Nitrogen (µg/L)	Nitrite Nitrogen (µg/L)	Nitrate+Nitrite Nitrogen (µg/L)	Chloride (mg/L)	Fluoride (µg/L)	Sulphate (mg/L)	Total Alkalinity (as CaCO3) (mg/L)	Bromide (mg/L)	Ortho-phosphate (mg/L)	Total Phosphorus[g] (mg/L)
BC Guidelines																								
BCWQG Aquatic Life (AW)[b,c]			n/a	6.5-9.0	6.5-9.0		Change of 8	n/a	n/a	Change of 25	n/a	n/a	n/a	5,680-18,400[d]	32,800	60-120[d]	32,800[f]	600	988.2-1579[d]	n/a	n/a	n/a	n/a	0.005-0.015
BCWQG Aquatic Life (30day) (AW)[b,c,h]			n/a	n/a	n/a	+/-1 Degree change from ambient	Change of 2	n/a	n/a	Change of 5	+20% of median background	n/a	n/a	1,090-1,770[d]	3,000	20-40[d]	3,000[f]	150	n/a	128-429[d]	n/a	n/a	n/a	n/a
BCWQG Drinking Water (DW)[b,c]			n/a	6.5-8.5	6.5-8.5	n/a[i]	Change of 1	n/a	n/a	n/a	n/a	n/a	n/a	n/a	10,000	1,000	10,000[f]	250	1,000	500	n/a	n/a	n/a	0.01
Canadian Drinking Water Quality (DW)[e]			n/a	6.5-8.5	6.5-8.5	n/a[i]	n/a[i]	n/a	500	n/a	n/a	n/a	n/a	n/a	10,000	1,000	n/a	250	1,500	500	n/a	n/a	n/a	n/a
QUL-22	QUL-22	2014 08 08	49.6	7.85	7.91	13.8	0.34	99.5	70	< 3	2.21	-	0.162	< 5	95.5	< 1	-	< 0.5	34	5.62	44.2	-	< 0.001	< 0.002[a]
	QUL-22	2014 08 09	49.5	7.77	7.87	16.8	0.4	97.1	69	< 3	2.26	-	0.148	< 5	78.6	< 1	-	< 0.5	35	5.6	43	-	< 0.001	< 0.002[a]
	QUL-22	2014 08 10	48.7	7.90	7.92	18.4	0.35	96.3	64	< 3	2.26	-	0.135	< 5	67.4	< 1	-	< 0.5	35	5.59	45.4	-	< 0.001	< 0.002[a]
	QUL-22	2014 08 11	47.3	7.81	7.94	20.0	0.51	98.5	67	< 3	2.23	-	0.144	< 5	60.1	< 1	-	< 0.5	34	5.64	44.3	-	< 0.001	< 0.002[a]
	QUL-22	2014 08 12	47.3	8.01	7.97	20.4	0.51	95.3	64	< 3	1.94	-	0.132	< 5	58.2	< 1	-	< 0.5	34	5.69	44.3	-	0.0014	< 0.002[a]
	QUL-22	2014 08 13	47.4	-	7.98	20.6	0.32	98.1	60	< 3	2.2	-	0.123	< 5	44.8	< 1	-	< 0.5	32	5.63	44.5	-	< 0.001	< 0.002[a]
	QUL-22	2014 08 14	49.6	7.84	7.91	21.1	0.31	97.2	65	< 3	2.1	-	0.108	< 5	41.2	< 1	-	< 0.5	36	5.62	43.3	-	< 0.001	< 0.002[a]
	QUL-22	2014 08 15	45.2	8.11	7.99	20.7	0.21	95.9	70	< 3	1.89	-	0.101	< 5	40.1	< 1	-	< 0.5	35	5.61	43.7	-	< 0.001	**0.0024**
	QUL-22	2014 08 16	47.9	8.19	7.91	20.7	0.29	94.2	63	< 3	2.09	-	0.106	< 5	40.6	< 1	-	< 0.5	36	5.59	43.4	-	< 0.001	< 0.002[a]
	QUL-22	2014 08 17	47.4	7.88	7.98	21.1	0.29	96.6	63	< 3	2.4	-	0.123	< 5	41.3	< 1	-	< 0.5	34	5.61	44.2	-	< 0.001	< 0.002[a]
	QUL-22	2014 08 19	48.5	7.90	7.92	20.1	0.44	96.7	64	< 3	2.1	-	0.111	< 5	39	< 1	-	< 0.5	32	5.53	44.3	-	< 0.001	< 0.002[a]
	QUL-22	2014 08 21	49.5	8.25	7.76	17.4	0.65	96.6	63	< 3	1.95	-	0.131	< 5	60.7	< 1	-	< 0.5	35	5.67	43	-	< 0.001	< 0.002[a]
	QUL22	2014 08 22	49.9	7.98	7.92	17.3	0.54	96.9	66	< 3	2.41	-	0.138	< 5	64.5	< 1	-	< 0.5	34	5.71	51.2	-	< 0.001	0.0051
	QUL-22	2014 08 23	49.8	7.85	7.86	17.1	0.55	99.2	62	< 3	2.2	-	0.132	< 5	69	< 1	-	< 0.5	32	5.69	44.7	-	< 0.001	< 0.002[a]
	QUL-22-0M	2014 08 26	49.6	7.78	7.98	17.3	0.52	96.9	68	< 3	2.16	-	0.124	< 5	55.8	< 1	-	< 0.5	35	5.77	44	-	< 0.001	**0.0021**
	QUL-22-4M	2014 08 26	50.1	7.75	8	17.2	0.64	97.4	67	< 3	2.1	-	0.133	< 5	57.8	< 1	-	< 0.5	36	5.79	44.7	-	0.0023	**0.0038**
	QUL-22-9M	2014 08 26	50.5	7.73	8.01	16.1	0.7	97.8	67	< 3	2.1	-	0.139	< 5	61.4	< 1	-	< 0.5	35	5.8	44.7	-	< 0.001	**0.0023**
	QUL-22-0M	2014 08 28	49.2	8.10	7.93	18.9	0.37	97.2	60	< 3	2.19	-	0.131	< 5	47.7	< 1	-	< 0.5	34	5.76	45.6	-	< 0.001	< 0.002[a]
	QUL-22-9M	2014 08 28	49.6	8.05	7.93	17.4	0.8	97.3	58	< 3	2.17	-	0.131	< 5	53.9	< 1	-	< 0.5	34	5.79	45.5	-	< 0.001	**0.0023**
	QUL-22-0M	2014 09 03	50	8.08	7.99	17.86	0.32	98.4	66	< 3	2.1	-	0.109	5.9	40.9	< 1	-	< 0.5	33	5.7	44.7	-	< 0.001	< 0.002[a]
	QUL-22-6M	2014 09 03	51.2	7.68	7.95	12.88	0.71	101	63	< 3	2.01	-	0.154	7.5	91.6	< 1	-	< 0.5	34	5.9	46.2	-	< 0.001	< 0.002[a]
	QUL-22-9M	2014 09 03	52	7.46	7.93	9.75	1.04	103	66	< 3	1.96	-	0.171	7.4	115	< 1	-	< 0.5	34	5.98	47.5	-	< 0.001	< 0.002[a]
	QUL-22-0M	2014 09 05	49.7	-	7.95	-	0.41	100	60	< 3	1.99	-	0.109	5.9	43.6	< 1	-	< 0.5	32	5.77	46.2	-	< 0.001	< 0.002[a]
	QUL-22-6M	2014 09 05	50	-	7.93	-	0.62	101	59	< 3	1.96	-	0.115	5.7	50.8	< 1	-	< 0.5	32	5.81	45.9	-	< 0.001	< 0.002[a]
	QUL-22-9M	2014 09 05	51.5	-	7.93	-	0.85	104	63	< 3	1.78	-	0.178	7.6	119	< 1	-	< 0.5	33	5.95	47.6	-	< 0.001	< 0.002[a]
	QUL-22-9M	2014 09 03	51.5	8.07	-	17.85	-	-	-	-	-	-	-	-	-	-	-	-	-	-	-	-	-	-
	QUL-22-0M	2014 09 07	50	8.07	7.95	17.7	0.61	98.5	61	< 3	1.98	-	0.121	< 5	41.1	< 1	-	< 0.5	32	5.78	46.2	-	< 0.001	< 0.002[a]
	QUL-22-8M	2014 09 07	49.9	8.02	7.94	16.4	0.92	99.5	60	< 3	1.84	-	0.126	< 5	49.1	< 1	-	< 0.5	32	5.84	46.2	-	< 0.001	< 0.002[a]
	QUL-22	2014 09 08	49.9	8.23	7.99	16.5	0.66	98.4	58	< 3	1.87	-	0.11	< 5	43.6	< 1	-	< 0.5	32	5.81	46.8	-	< 0.001	**0.003**
	QUL-22-0M	2014 09 10	51.1	7.68	7.89	10.5	1.11	104	62	< 3	1.9	-	0.16	< 5	111	< 1	-	< 0.5	35	5.98	48.8	-	< 0.001	< 0.002[a]
	QUL-22-5M	2014 09 10	51.8	7.55	7.88	6.6	1.1	105	61	< 3	1.85	-	0.176	< 5	130	< 1	-	< 0.5	35	6.04	49.3	-	< 0.001	< 0.002[a]
	QUL-22-9M	2014 09 10	53	7.53	7.88	5	2.79	108	70	< 3	1.82	-	0.182	< 5	143	< 1	-	< 0.5	36	6.45	48.3	-	< 0.001	< 0.002[a]
	QUL-22-0M	2014 09 12	51	7.85	7.87	12.49	0.83	99.5	71	< 3	1.95	-	0.135	< 5	78.5	< 1	-	< 0.5	34	6.04	47.9	-	< 0.001	< 0.002[a]
	QUL-22-7M	2014 09 12	51.9	7.74	7.91	10.91	1.26	101	71	< 3	1.95	-	0.15	< 5	89.7	< 1	-	< 0.5	35	6.05	48.3	-	0.0017	< 0.002[a]
	QUL-22X-7M	2014 09 12	52.5	7.74	7.94	10.91	1.2	102	67	< 3	1.91	-	0.163	< 5	91.3	< 1	-	< 0.5	35	6.05	48.2	-	< 0.001	< 0.002[a]
	QA/QC RPD %		1	0	< 1	0	5	< 1	6	*	*	-	*	*	2	*	-	*	*	0	< 1	-	*	*
	QUL-22-9M	2014 09 14	51.3	7.81	7.78	12.9	0.83	102	68	< 3	1.65	-	0.134	< 5	71.2	< 1	-	< 0.5	34	5.99	47.9	-	< 0.001	**0.0024**
	QUL-22-OM	2014 09 14	51.2	7.82	7.77	14.3	0.53	102	66	< 3	1.74	-	0.131	< 5	69.1	< 1	-	< 0.5	35	5.98	48.1	-	0.0011	**0.0022**
	QUL-22-0M	2014 09 16	51.6	7.98	7.97	15.4	0.38	102	71	< 3	1.73	-	0.131	< 5	61.1	1.1	-	< 0.5	35	6.04	48.4	-	< 0.001	< 0.002[a]
	QUL-22-8M	2014 09 16	51.1	7.99	7.96	14.1	0.39	102	62	< 3	1.75	-	0.125	< 5	63.5	< 1	-	< 0.5	34	6.02	47.9	-	< 0.001	< 0.002[a]

Associated ALS files: L1498519, L1498533, L1499166, L1499203, L1499703, L1499707, L1499710, L1499926, L1499947, L1500619, L1501501, L1501518, L1502349, L1502364, L1502370, L1502388, L1503057, L1503061, L1503079, L1503910, L1503913, L1503928, L1503932, L1503933, L1503934, L1504180, L1504213, L1504220, L1504251, L1504261, L1504997, L1505918, L1506551, L1506571, L1506577, L1506586, L1500164, L1502370, L1506989, L1506996, L1507001, L1507291, L1507298, L1506992, L1507259, L1507347, L1507948, L1507972, L1507977, L1508637, L1508673, L1509507, L1508649, L1509597, L1510231, L1510268, L1510289, L1510741, L1510746, L1511190, L1511225, L1511232, L1511817, L1511758, L1511787, L1511850, L1511886, L1511905, L1512681, L1512726, L1513326, L1513353, L1513820, L1513828, L1514716, L1514724, L1514735, L1514765, L1507963, L1514731, L1514737, L1515541, L1515553, L1515572, L1518945, L1516292, L1516846, L1516856, L1517429, L1517430, L1517431, L1517432, L1518138, L1518251, L1518254, L1518260, L1518267, L1518976, L1519008, L1519837, L1519791, L1520433, L1520459, L1520931.

All terms defined within the body of SNC-Lavalin's report (available upon request).

< Denotes concentration less than indicated detection limit or RPD less than indicated value.

- Denotes analysis not conducted.

n/a Denotes no applicable standard.

* RPDs are not normally calculated where one or more concentrations are less than five times MDL.

SHADED Concentration greater than BCWQG Aquatic Life (AW) guideline.

BOLD Concentration greater than BCWQG Drinking Water (DW) guideline.

SHADED Concentration greater than BCWQG Aquatic Life (30day) (AW) guideline.

BOLD Concentration greater than or equal to Canadian Drinking Water Quality (DW) guideline.

[a] Laboratory detection limit out of range.
[b] British Columbia Approved Water Quality Guidelines 2006 Edition, updated 2014.
[c] A Compendium of Working Water Quality Guidelines for British Columbia, updated August 2006.
[d] Guideline varies with pH, and/or either Temperature or Hardness or chloride
[e] Health Canada Drinking Water Guidelines, 2012.
[f] Guideline for Nitrate applied.
[g] The total phosphorus guideline is a measure of lake productivity and is based on spring overturn or an average of summer samples and is not applicable to single sample results at this point in time.
[h] Calculated based on an individual sample basis, not average of 30 day results.
[i] Secondary chronic or chronic value, not 30 day mean.
[j] Guideline not applicable for site situation.

TABLE 1a: Summary of Analytical Results for Mount Polley, Quesnel Lake and River - Surface Water DRAFT

Sample Location	Sample ID	Sample Date (yyyy mm dd)	Dissolved Metals																												
			Dissolved Aluminum (µg/L)	Dissolved Calcium (mg/L)	Dissolved Iron (µg/L)	Dissolved Magnesium (mg/L)	Dissolved Manganese (µg/L)	Dissolved Potassium (mg/L)	Dissolved Sodium (mg/L)	Antimony (µg/L)	Arsenic (µg/L)	Barium (µg/L)	Beryllium (µg/L)	Boron (µg/L)	Cadmium (µg/L)	Chromium (µg/L)	Cobalt (µg/L)	Copper (µg/L)	Lead (µg/L)	Lithium (µg/L)	Mercury (µg/L)	Molybdenum (µg/L)	Nickel (µg/L)	Selenium (µg/L)	Silver (µg/L)	Thallium (µg/L)	Titanium (µg/L)	Uranium (µg/L)	Vanadium (µg/L)	Zinc (µg/L)
BC Guidelines																															
BCWQG Aquatic Life (AW)[b,c]			100[d]	n/a	350	n/a	n/a	n/a	n/a	n/a	n/a	n/a	n/a	n/a	n/a	n/a	n/a	n/a	n/a	n/a	n/a	n/a	n/a	n/a	n/a	n/a	n/a	n/a	n/a	n/a	n/a
BCWQG Aquatic Life (30day) (AW)[b,c,h]			50[d]	n/a	n/a	n/a	n/a	n/a	n/a	n/a	n/a	n/a	n/a	n/a	n/a	n/a	n/a	n/a	n/a	n/a	n/a	n/a	n/a	n/a	n/a	n/a	n/a	n/a	n/a	n/a	n/a
BCWQG Drinking Water (DW)[b,c]			200	n/a	n/a	n/a	n/a	n/a	n/a	n/a	n/a	n/a	n/a	n/a	n/a	n/a	n/a	n/a	n/a	n/a	n/a	n/a	n/a	n/a	n/a	n/a	n/a	n/a	n/a	n/a	n/a
Canadian Drinking Water Quality (DW)[e]			n/a	n/a	n/a	n/a	n/a	n/a	n/a	n/a	n/a	n/a	n/a	n/a	n/a	n/a	n/a	n/a	n/a	n/a	n/a	n/a	n/a	n/a	n/a	n/a	n/a	n/a	n/a	n/a	n/a
QUL-22	QUL-22	2014 08 08	9	16.7	< 30	1.92	0.518	0.466	0.839	< 0.1	< 0.1	5.15	< 0.1	< 10	< 0.01	< 0.5	< 0.1	< 0.5	< 0.05	< 0.5	-	0.281	0.52	< 0.5	< 0.01	< 0.01	< 10	0.15	< 1	< 3
	QUL-22	2014 08 09	9.8	16.7	< 30	1.9	0.467	0.462	0.827	< 0.1	< 0.1	5.19	< 0.1	< 10	< 0.01	< 0.5	< 0.1	< 0.5	< 0.05	0.6	-	0.263	< 0.5	< 0.5	< 0.01	< 0.01	< 10	0.134	< 1	< 3
	QUL-22	2014 08 10	10.8	16.4	< 30	1.88	0.53	0.478	0.845	< 0.1	0.11	5.16	< 0.1	< 10	< 0.01	< 0.5	< 0.1	0.5	< 0.05	< 0.5	-	0.281	< 0.5	< 0.5	< 0.01	< 0.01	< 10	0.132	< 1	< 3
	QUL-22	2014 08 11	11.7	15.9	< 30	1.84	0.692	0.488	0.833	< 0.1	0.11	5.23	< 0.1	< 10	< 0.01	< 0.5	< 0.1	< 0.5	< 0.05	1.02	-	0.271	< 0.5	< 0.5	< 0.01	< 0.01	< 10	0.125	< 1	< 3
	QUL-22	2014 08 12	10.4	15.9	< 30	1.85	0.38	0.471	0.831	< 0.1	0.11	5.09	< 0.1	< 10	< 0.01	< 0.5	< 0.1	< 0.5	< 0.05	0.71	-	0.308	< 0.5	< 0.5	< 0.01	< 0.01	< 10	0.141	< 1	< 3
	QUL-22	2014 08 13	10.6	15.9	< 30	1.86	0.185	0.467	0.825	< 0.1	0.1	5.31	< 0.1	< 10	< 0.01	< 0.5	< 0.1	0.5	< 0.05	1	-	0.289	< 0.5	< 0.5	< 0.01	< 0.01	< 10	0.135	< 1	< 3
	QUL-22	2014 08 14	10.2	16.7	< 30	1.94	0.579	0.487	0.83	< 0.1	0.11	5.42	< 0.1	< 10	< 0.01	< 0.5	< 0.1	< 0.5	< 0.05	0.62	-	0.312	< 0.5	< 0.5	< 0.01	< 0.01	< 10	0.12	< 1	< 3
	QUL-22	2014 08 15	10.5	15.2	< 30	1.76	0.481	0.483	0.851	< 0.1	0.12	5.56	< 0.1	< 10	< 0.01	< 0.5	< 0.1	0.5	< 0.05	< 0.5	-	0.315	< 0.5	< 0.5	< 0.01	< 0.01	< 10	0.133	< 1	< 3
	QUL-22	2014 08 16	10.1	16.1	< 30	1.88	0.511	0.496	0.838	< 0.1	0.11	6.23	< 0.1	< 10	< 0.01	< 0.5	< 0.1	0.54	< 0.05	0.52	-	0.335	< 0.5	< 0.5	< 0.01	< 0.01	< 10	0.137	< 1	< 3
	QUL-22	2014 08 17	10.7	15.9	< 30	1.88	0.517	0.475	0.847	< 0.1	0.12	5.37	< 0.1	< 10	< 0.01	< 0.5	< 0.1	< 0.5	< 0.05	0.51	-	0.3	< 0.5	< 0.5	< 0.01	< 0.01	< 10	0.134	< 1	< 3
	QUL-22	2014 08 19	9.7	16.3	< 30	1.91	0.449	0.467	0.819	< 0.1	0.11	5.4	< 0.1	< 10	< 0.01	< 0.5	< 0.1	< 0.5	< 0.05	0.74	-	0.31	< 0.5	< 0.5	< 0.01	< 0.01	< 10	0.13	< 1	< 3
	QUL-22	2014 08 21	10.6	16.7	< 30	1.9	0.7	0.455	0.822	< 0.1	< 0.1	5.39	< 0.1	< 10	< 0.01	< 0.5	< 0.1	0.74	< 0.05	0.86	-	0.28	< 0.5	< 0.5	< 0.01	< 0.01	< 10	0.139	< 1	< 3
	QUL22	2014 08 22	11.6	16.8	< 30	1.9	0.771	0.472	0.85	< 0.1	< 0.1	5.37	< 0.1	< 10	< 0.01	< 0.5	< 0.1	0.82	< 0.05	0.9	-	0.286	< 0.5	< 0.5	< 0.01	< 0.01	< 10	0.142	< 1	< 3
	QUL-22	2014 08 23	10.1	16.8	< 30	1.9	0.894	0.466	0.81	< 0.1	0.11	5.4	< 0.1	< 10	< 0.01	< 0.5	< 0.1	0.88	< 0.05	0.99	-	0.277	< 0.5	< 0.5	< 0.01	< 0.01	< 10	0.13	< 1	< 3
	QUL-22-0M	2014 08 26	9.7	16.7	< 30	1.91	0.73	0.459	0.812	< 0.1	< 0.1	5.49	< 0.1	< 10	< 0.01	< 0.5	< 0.1	1.01	< 0.05	0.59	-	0.28	< 0.5	< 0.5	< 0.01	< 0.01	< 10	0.127	< 1	< 3
	QUL-22-4M	2014 08 26	10.4	16.9	< 30	1.93	0.713	0.449	0.816	< 0.1	< 0.1	5.54	< 0.1	< 10	< 0.01	< 0.5	< 0.1	1.01	< 0.05	0.59	-	0.283	< 0.5	< 0.5	< 0.01	< 0.01	< 10	0.13	< 1	< 3
	QUL-22-9M	2014 08 26	10	17	< 30	1.94	0.673	0.452	0.809	< 0.1	0.1	5.43	< 0.1	< 10	< 0.01	< 0.5	< 0.1	1.03	< 0.05	0.63	-	0.298	< 0.5	< 0.5	< 0.01	< 0.01	< 10	0.127	< 1	< 3
	QUL-22-0M	2014 08 28	9.6	16.5	< 30	1.92	0.563	0.467	0.832	< 0.1	0.11	5.38	< 0.1	< 10	< 0.01	< 0.5	< 0.1	0.65	< 0.05	< 0.5	-	0.291	< 0.5	< 0.5	< 0.01	< 0.01	< 10	0.139	< 1	< 3
	QUL-22-9M	2014 08 28	10.1	16.7	< 30	1.92	0.551	0.473	0.84	< 0.1	0.12	5.73	< 0.1	< 10	< 0.01	< 0.5	< 0.1	0.93	< 0.05	< 0.5	-	0.291	< 0.5	< 0.5	< 0.01	< 0.01	< 10	0.142	< 1	< 3
	QUL-22-0M	2014 09 03	9.8	16.8	< 30	1.93	0.46	0.449	0.828	< 0.1	0.12	5.39	< 0.1	< 10	< 0.01	< 0.5	< 0.1	0.59	< 0.05	0.56	-	0.286	< 0.5	< 0.5	< 0.01	< 0.01	< 10	0.138	< 1	< 3
	QUL-22-6M	2014 09 03	9.4	17.3	< 30	1.94	0.438	0.457	0.853	< 0.1	0.1	5.61	< 0.1	< 10	< 0.01	< 0.5	< 0.1	1.06	< 0.05	0.62	-	0.283	< 0.5	< 0.5	< 0.01	< 0.01	< 10	0.14	< 1	< 3
	QUL-22-9M	2014 09 03	6.9	17.6	< 30	1.98	0.944	0.462	0.88	< 0.1	< 0.1	5.54	< 0.1	< 10	< 0.01	< 0.5	< 0.1	0.96	< 0.05	0.65	-	0.288	< 0.5	< 0.5	< 0.01	< 0.01	< 10	0.142	< 1	< 3
	QUL-22-0M	2014 09 05	9	16.7	< 30	1.94	0.353	0.451	0.822	< 0.1	0.1	5.24	< 0.1	< 10	< 0.01	< 0.5	< 0.1	0.64	< 0.05	1	-	0.278	< 0.5	< 0.5	< 0.01	< 0.01	< 10	0.137	< 1	< 3
	QUL-22-6M	2014 09 05	9	16.8	< 30	1.95	0.349	0.454	0.824	< 0.1	0.11	5.33	< 0.1	< 10	< 0.01	< 0.5	< 0.1	0.77	< 0.05	0.96	-	0.279	< 0.5	< 0.5	< 0.01	< 0.01	< 10	0.134	< 1	< 3
	QUL-22-9M	2014 09 05	7.7	17.3	< 30	2	0.474	0.456	0.856	< 0.1	< 0.1	5.24	< 0.1	< 10	< 0.01	< 0.5	< 0.1	0.9	< 0.05	1	-	0.264	< 0.5	< 0.5	< 0.01	< 0.01	< 10	0.145	< 1	< 3
	QUL-22-9M	2014 09 03	-	-	-	-	-	-	-	-	-	-	-	-	-	-	-	-	-	-	-	-	-	-	-	-	-	-	-	-	-
	QUL-22-0M	2014 09 07	9.3	16.8	< 30	1.96	0.319	0.46	0.824	< 0.1	0.1	5.43	< 0.1	< 10	< 0.01	< 0.5	< 0.1	0.7	< 0.05	0.72	-	0.31	< 0.5	< 0.5	< 0.01	< 0.01	< 10	0.134	< 1	< 3
	QUL-22-8M	2014 09 07	8.9	16.8	< 30	1.94	0.207	0.458	0.839	< 0.1	< 0.1	5.63	< 0.1	< 10	< 0.01	< 0.5	< 0.1	0.93	< 0.05	0.65	-	0.301	< 0.5	< 0.5	< 0.01	< 0.01	< 10	0.141	< 1	< 3
	QUL-22	2014 09 08	9.8	16.8	< 30	1.93	0.259	0.474	0.844	< 0.1	0.1	5.42	< 0.1	< 10	< 0.01	< 0.5	< 0.1	0.81	< 0.05	0.58	-	0.286	< 0.5	< 0.5	< 0.01	< 0.01	< 10	0.133	< 1	< 3
	QUL-22-0M	2014 09 10	7.9	17.3	< 30	1.92	0.741	0.463	0.879	< 0.1	0.11	5.78	< 0.1	< 10	< 0.01	< 0.5	< 0.1	1.31	< 0.05	0.79	-	0.305	< 0.5	< 0.5	< 0.01	< 0.01	< 10	0.147	< 1	< 3
	QUL-22-5M	2014 09 10	6.7	17.5	< 30	1.97	0.334	0.47	0.896	< 0.1	< 0.1	5.34	< 0.1	< 10	< 0.01	< 0.5	< 0.1	0.97	< 0.05	0.9	-	0.288	< 0.5	< 0.5	< 0.01	< 0.01	< 10	0.149	< 1	< 3
	QUL-22-9M	2014 09 10	6.9	17.9	< 30	2.01	4.75	0.492	1.03	< 0.1	0.15	6	< 0.1	< 10	< 0.01	< 0.5	< 0.1	1.42	< 0.05	0.82	-	0.502	< 0.5	< 0.5	< 0.01	< 0.01	< 10	0.172	< 1	< 3
	QUL-22-0M	2014 09 12	8.1	17.3	< 30	1.92	0.54	0.444	0.835	< 0.1	0.1	5.44	< 0.1	< 10	< 0.01	< 0.5	< 0.1	1.13	< 0.05	0.78	-	0.311	< 0.5	< 0.5	< 0.01	< 0.01	< 10	0.136	< 1	< 3
	QUL-22-7M	2014 09 12	7.7	17.5	< 30	1.98	0.607	0.456	0.855	< 0.1	0.1	5.52	< 0.1	< 10	< 0.01	< 0.5	< 0.1	1.49	< 0.05	0.71	-	0.295	< 0.5	< 0.5	< 0.01	< 0.01	< 10	0.139	< 1	< 3
	QUL-22X-7M	2014 09 12	7.1	17.7	< 30	2.01	0.531	0.453	0.861	< 0.1	0.1	5.46	< 0.1	< 10	< 0.01	< 0.5	< 0.1	1.47	< 0.05	0.71	-	0.292	< 0.5	< 0.5	< 0.01	< 0.01	< 10	0.139	< 1	< 3
	QA/QC RPD %		*	1	*	2	13	< 1	< 1	*	*	1	*	*	*	*	*	*	*	*	-	1	*	*	*	*	*	0	*	*
	QUL-22-9M	2014 09 14	12.6	17.3	< 30	1.97	0.378	0.459	0.831	< 0.1	0.1	5.44	< 0.1	< 10	< 0.01	< 0.5	< 0.1	0.99	< 0.05	0.74	-	0.313	< 0.5	< 0.5	< 0.01	< 0.01	< 10	0.141	< 1	< 3
	QUL-22-OM	2014 09 14	8.7	17.3	< 30	1.96	0.438	0.461	0.827	< 0.1	0.11	5.33	< 0.1	< 10	< 0.01	< 0.5	< 0.1	0.65	< 0.05	0.77	-	0.305	< 0.5	< 0.5	< 0.01	< 0.01	< 10	0.141	< 1	< 3
	QUL-22-0M	2014 09 16	8.7	17.5	< 30	1.93	0.258	0.444	0.781	< 0.1	< 0.1	4.94	< 0.1	< 10	< 0.01	< 0.5	< 0.1	< 0.5	< 0.05	0.83	-	0.278	< 0.5	< 0.5	< 0.01	< 0.01	< 10	0.143	< 1	< 3
	QUL-22-8M	2014 09 16	8.8	17.3	< 30	1.91	0.151	0.455	0.81	< 0.1	< 0.1	5.01	< 0.1	< 10	< 0.01	< 0.5	< 0.1	0.8	< 0.05	0.8	-	0.273	< 0.5	< 0.5	< 0.01	< 0.01	< 10	0.141	< 1	< 3

Associated ALS files: L1498519, L1498533, L1499166, L1499203, L1499703, L1499707, L1499710, L1499926, L1499947, L1500619, L1501501, L1501518, L1502349, L1502364, L1502370, L1502388, L1503057, L1503061, L1503079, L1503910, L1503913, L1503928, L1503932, L1503933, L1503934, L1504180, L1504213, L1504220, L1504251, L1504261, L1504997, L1505918, L1506551, L1506571, L1506577, L1506586, L1500164, L1502370, L1506989, L1506996, L1507001, L1507291, L1507298, L1506992, L1507259, L1507347, L1507948, L1507972, L1507977, L1508637, L1508673, L1509507, L1508649, L1509597, L1510231, L1510268, L1510289, L1510741, L1510746, L1511190, L1511225, L1511232, L1511817, L1511758, L1511787, L1511850, L1511886, L1511905, L1512681, L1512726, L1513326, L1513353, L1513820, L1513828, L1514716, L1514724, L1514735, L1514765, L1507963, L1514731, L1514737, L1515541, L1515553, L1515572, L1518945, L1516292, L1516846, L1516856, L1517429, L1517430, L1517431, L1517432, L1518138, L1518251, L1518254, L1518260, L1518267, L1518976, L1519008, L1519837, L1519791, L1520433, L1520459, L1520931.

All terms defined within the body of SNC-Lavalin's report (available upon request).

< Denotes concentration less than indicated detection limit or RPD less than indicated value.

- Denotes analysis not conducted.

n/a Denotes no applicable standard.

* RPDs are not normally calculated where one or more concentrations are less than five times MDL.

SHADED Concentration greater than BCWQG Aquatic Life (AW) guideline.

BOLD Concentration greater than BCWQG Drinking Water (DW) guideline.

SHADED Concentration greater than BCWQG Aquatic Life (30day) (AW) guideline.

BOLD Concentration greater than or equal to Canadian Drinking Water Quality (DW) guideline.

[a] Laboratory detection limit out of range.

[b] British Columbia Approved Water Quality Guidelines 2006 Edition, updated 2014.

[c] A Compendium of Working Water Quality Guidelines for British Columbia, updated August 2006.

[d] Guideline varies with pH, and/or either Temperature or Hardness or chloride

[e] Health Canada Drinking Water Guidelines, 2012.

[f] Guideline for Nitrate applied.

[g] The total phosphorus guideline is a measure of lake productivity and is based on spring overturn or an average of summer samples and is not applicable to single sample results at this point in time.

[h] Calculated based on an individual sample basis, not average of 30 day results.

[i] Secondary chronic or chronic value, not 30 day mean.

[j] Guideline not applicable for site situation.

TABLE 1a: Summary of Analytical Results for Mount Polley, Quesnel Lake and River - Surface Water DRAFT

Sample Location	Sample ID	Sample Date (yyyy mm dd)	Total Metals																												
			Aluminum (µg/L)	Antimony (µg/L)	Arsenic (µg/L)	Barium (µg/L)	Beryllium (µg/L)	Bismuth (µg/L)	Boron (µg/L)	Cadmium (µg/L)	Calcium (µg/L)	Chromium (µg/L)	Cobalt (µg/L)	Copper (µg/L)	Iron (µg/L)	Lead (µg/L)	Lithium (µg/L)	Magnesium (µg/L)	Manganese (µg/L)	Mercury (µg/L)	Molybdenum (µg/L)	Nickel (µg/L)	Potassium (µg/L)	Selenium (µg/L)	Silicon (µg/L)	Silver (µg/L)	Sodium (µg/L)	Thallium (µg/L)	Tin (µg/L)	Titanium (µg/L)	Uranium (µg/L)	Vanadium (µg/L)	Zinc (µg/L)
BC Guidelines																															
BCWQG Aquatic Life (AW)[b,c]			n/a	20	5	5,000	n/a	n/a	1,200	0.016-0.055[d]	n/a	1 (Cr(+6))	110	6.0-19.3[d]	1,000	27.3-177.4[d]	870	n/a	1001-2568[d]	Methyl mercury analysis in progress	2,000	25-150[d]	373,000-432,000	2	n/a	0.1-3.0[d]	n/a	0.3	n/a	2,000	300	6	33-103.5[d]
BCWQG Aquatic Life (30day) (AW)[b,c,h]			n/a	n/a	n/a	1,000	5.3[i]	n/a	n/a	n/a	n/a	n/a	4	2-7.4[d]	n/a	4.4-10.2[d]	14[i]	n/a	791.1-1415[d]		1,000	n/a	n/a	n/a	n/a	0.05-1.5[d]	n/a	n/a	n/a	n/a	n/a	n/a	7.5-78[d]
BCWQG Drinking Water (DW)[b,c]			n/a	14	25	n/a	4	n/a	5,000	n/a	n/a	n/a	n/a	500	n/a	50	n/a	n/a	n/a	1	250	n/a	n/a	10	n/a	n/a	n/a	2	n/a	n/a	n/a	n/a	5,000
Canadian Drinking Water Quality (DW)[e]			100	6	10	1,000	n/a	n/a	5,000	5	n/a	50	n/a	1,000	300	10	n/a	n/a	50	1	n/a	n/a	n/a	10	n/a	n/a	200,000	n/a	n/a	n/a	20	n/a	5,000
QUL-22	QUL-22	2014 08 08	18	< 0.1	0.12	5.4	< 0.1	< 0.5	< 10	< 0.01	16,500	< 0.5	< 0.1	0.62	< 30	< 0.05	0.54	1,940	1.14	< 0.05	0.291	< 0.5	471	< 0.5	1,630	< 0.01	849	< 0.01	< 0.1	< 10	0.154	< 1	< 3
	QUL-22	2014 08 09	22.3	< 0.1	0.11	5.26	< 0.1	< 0.5	< 10	< 0.01	16,500	< 0.5	< 0.1	0.63	< 30	< 0.05	0.56	1,920	0.947	< 0.05	0.306	< 0.5	457	< 0.5	1,610	< 0.01	825	< 0.01	< 0.1	< 10	0.136	< 1	< 3
	QUL-22	2014 08 10	21.8	< 0.1	0.13	5.58	< 0.1	< 0.5	< 10	< 0.01	16,400	< 0.5	< 0.1	0.8	< 30	< 0.05	< 0.5	1,890	1.12	< 0.05	0.288	< 0.5	496	< 0.5	1,610	< 0.01	877	< 0.01	< 0.1	< 10	0.131	< 1	< 3
	QUL-22	2014 08 11	23	< 0.1	0.14	5.31	< 0.1	< 0.5	< 10	< 0.01	16,400	< 0.5	< 0.1	0.76	< 30	< 0.05	0.89	1,910	1.26	< 0.05	0.307	< 0.5	488	< 0.5	1,570	< 0.01	848	< 0.01	< 0.1	< 10	0.137	< 1	< 3
	QUL-22	2014 08 12	17.1	< 0.1	0.11	5.14	< 0.1	< 0.5	< 10	< 0.01	16,000	< 0.5	< 0.1	0.65	< 30	< 0.05	0.81	1,870	1.29	< 0.05	0.304	< 0.5	469	< 0.5	1,570	< 0.01	837	< 0.01	< 0.1	< 10	0.136	< 1	< 3
	QUL-22	2014 08 13	15.8	< 0.1	0.14	5.43	< 0.1	< 0.5	< 10	< 0.01	16,500	< 0.5	< 0.1	0.59	< 30	< 0.05	0.78	1,950	1.17	< 0.05	0.319	< 0.5	477	< 0.5	1,610	< 0.01	852	< 0.01	< 0.1	< 10	0.136	< 1	< 3
	QUL-22	2014 08 14	15.4	< 0.1	0.11	5.48	< 0.1	< 0.5	< 10	< 0.01	16,400	< 0.5	< 0.1	0.83	< 30	< 0.05	1.08	1,910	1.41	-	0.324	< 0.5	476	< 0.5	1,640	< 0.01	893	< 0.01	< 0.1	< 10	0.137	< 1	< 3
	QUL-22	2014 08 15	15	< 0.1	0.14	5.56	< 0.1	< 0.5	< 10	< 0.01	16,000	< 0.5	< 0.1	0.63	< 30	< 0.05	< 0.5	1,870	1.37	-	0.324	< 0.5	472	< 0.5	1,610	< 0.01	843	< 0.01	< 0.1	< 10	0.135	< 1	< 3
	QUL-22	2014 08 16	13.8	< 0.1	0.12	5.45	< 0.1	< 0.5	< 10	< 0.01	15,900	< 0.5	< 0.1	0.63	< 30	< 0.05	< 0.5	1,880	1.29	-	0.296	< 0.5	469	< 0.5	1,570	< 0.01	827	< 0.01	< 0.1	< 10	0.129	< 1	< 3
	QUL-22	2014 08 17	14.8	< 0.1	0.14	5.36	< 0.1	< 0.5	< 10	< 0.01	15,700	< 0.5	< 0.1	< 1	< 30	< 0.05	0.64	1,860	1.18	-	0.32	< 0.5	481	< 0.5	1,550	< 0.01	866	< 0.01	< 0.1	< 10	0.136	< 1	< 3
	QUL-22	2014 08 19	16.1	< 0.1	0.12	5.46	< 0.1	< 0.5	< 10	< 0.01	16,200	< 0.5	< 0.1	0.64	< 30	< 0.05	0.86	1,920	1.17	-	0.324	< 0.5	478	< 0.5	1,580	< 0.01	843	< 0.01	< 0.1	< 10	0.136	< 1	< 3
	QUL-22	2014 08 21	48.4	< 0.1	0.15	5.88	< 0.1	< 0.5	< 10	< 0.01	16,500	< 0.5	< 0.1	1.65	41	< 0.05	0.75	1,940	2.04	-	0.325	< 0.5	466	< 0.5	1,600	< 0.01	823	< 0.01	< 0.1	< 10	0.146	< 1	< 3
	QUL22	2014 08 22	36.4	< 0.1	0.12	5.83	< 0.1	< 0.5	< 10	< 0.01	16,800	< 0.5	< 0.1	1.58	< 30	< 0.05	0.78	1,940	1.58	-	0.293	< 0.5	494	< 0.5	1,580	< 0.01	873	< 0.01	< 0.1	< 10	0.143	< 1	< 3
	QUL-22	2014 08 23	37.4	< 0.1	0.12	5.81	< 0.1	< 0.5	< 10	< 0.01	17,000	< 0.5	< 0.1	1.8	< 30	< 0.05	1	1,930	1.9	< 0.05	0.31	< 0.5	508	< 0.5	1,620	< 0.01	857	< 0.01	< 0.1	< 10	0.152	< 1	< 3
	QUL-22-0M	2014 08 26	39.1	< 0.1	0.13	5.79	< 0.1	< 0.5	< 10	< 0.01	16,400	< 0.5	< 0.1	1.74	31	< 0.05	0.65	1,910	1.96	< 0.01	0.322	< 0.5	466	< 0.5	1,580	< 0.01	826	< 0.01	< 0.1	< 10	0.137	< 1	< 3
	QUL-22-4M	2014 08 26	42	< 0.1	0.14	6.03	< 0.1	< 0.5	< 10	< 0.01	16,500	< 0.5	< 0.1	1.79	32	< 0.05	0.64	1,900	1.88	< 0.01	0.331	< 0.5	461	< 0.5	1,580	< 0.01	849	< 0.01	< 0.1	< 10	0.139	< 1	< 3
	QUL-22-9M	2014 08 26	37.6	< 0.1	0.11	5.82	< 0.1	< 0.5	< 10	< 0.01	16,100	< 0.5	< 0.1	1.92	32	< 0.05	0.55	1,870	1.9	< 0.01	0.303	< 0.5	428	< 0.5	1,530	< 0.01	787	< 0.01	< 0.1	< 10	0.132	< 1	< 3
	QUL-22-0M	2014 08 28	22.5	< 0.1	0.14	5.67	< 0.1	< 0.5	< 10	**0.165**	16,400	< 0.5	< 0.1	1.45	< 30	0.11	< 0.5	1,910	1.81	< 0.01	0.336	< 0.5	477	< 0.5	1,510	< 0.01	860	< 0.01	< 0.1	< 10	0.153	< 1	< 3
	QUL-22-9M	2014 08 28	39	< 0.1	0.12	6.07	< 0.1	< 0.5	< 10	< 0.01	16,500	< 0.5	< 0.1	1.7	31	< 0.05	< 0.5	1,940	1.98	< 0.01	0.31	< 0.5	480	< 0.5	1,560	< 0.01	858	< 0.01	< 0.1	< 10	0.145	< 1	< 3
	QUL-22-0M	2014 09 03	18.2	< 0.1	0.12	5.48	< 0.1	< 0.5	< 10	< 0.01	16,700	< 0.5	< 0.1	0.8	< 30	< 0.05	0.52	1,920	1.22	< 0.01	0.329	< 0.5	457	< 0.5	1,530	< 0.01	864	< 0.01	< 0.1	< 10	0.145	< 1	< 3
	QUL-22-6M	2014 09 03	32.1	< 0.1	0.12	5.95	< 0.1	< 0.5	< 10	< 0.01	16,900	< 0.5	< 0.1	1.63	< 30	< 0.05	0.53	1,910	1.91	< 0.01	0.302	< 0.5	458	< 0.5	1,580	< 0.01	854	< 0.01	< 0.1	< 10	0.148	< 1	< 3
	QUL-22-9M	2014 09 03	48.7	< 0.1	0.13	6.26	< 0.1	< 0.5	< 10	< 0.01	17,500	< 0.5	< 0.1	2	38	< 0.05	0.72	1,990	3	< 0.01	0.331	< 0.5	476	< 0.5	1,710	< 0.01	921	< 0.01	< 0.1	< 10	0.154	< 1	< 3
	QUL-22-0M	2014 09 05	28	< 0.1	0.14	5.61	< 0.1	< 0.5	< 10	< 0.01	17,100	< 0.5	< 0.1	1.08	< 30	< 0.05	1.22	2,000	1.42	-	0.356	< 0.5	470	< 0.5	1,590	< 0.01	859	< 0.01	< 0.1	< 10	0.155	< 1	< 3
	QUL-22-6M	2014 09 05	32.1	< 0.1	0.15	5.61	< 0.1	< 0.5	< 10	< 0.01	16,600	< 0.5	< 0.1	1.39	< 30	< 0.05	1.18	1,950	1.66	-	0.316	< 0.5	460	< 0.5	1,560	< 0.01	836	< 0.01	< 0.1	< 10	0.143	< 1	< 3
	QUL-22-9M	2014 09 05	45	< 0.1	0.14	5.67	< 0.1	< 0.5	< 10	< 0.01	17,000	< 0.5	< 0.1	1.7	41	< 0.05	1.24	1,970	2.18	-	0.286	< 0.5	474	< 0.5	1,680	< 0.01	875	< 0.01	< 0.1	< 10	0.156	< 1	< 3
	QUL-22-9M	2014 09 03	49.6	< 0.1	0.14	6	< 0.1	< 0.5	< 10	< 0.01	17,300	< 0.5	< 0.1	1.96	43	< 0.05	0.73	2,010	3.32	-	0.323	< 0.5	459	< 0.5	1,720	< 0.01	846	< 0.01	< 0.1	< 10	0.162	< 1	< 3
	QUL-22-0M	2014 09 07	29	< 0.1	0.12	5.94	< 0.1	< 0.5	< 10	< 0.01	17,200	< 0.5	< 0.1	1.22	< 30	< 0.05	0.7	2,020	1.47	-	0.371	< 0.5	479	< 0.5	1,610	< 0.01	871	< 0.01	< 0.1	< 10	0.162	< 1	< 3
	QUL-22-8M	2014 09 07	50.3	< 0.1	0.12	6.22	< 0.1	< 0.5	< 10	< 0.01	17,300	< 0.5	< 0.1	1.97	46	< 0.05	0.7	2,030	2.35	-	0.341	< 0.5	489	< 0.5	1,650	< 0.01	876	< 0.01	< 0.1	< 10	0.159	< 1	< 3
	QUL-22	2014 09 08	27.9	< 0.1	0.13	5.49	< 0.1	< 0.5	< 10	< 0.01	16,400	< 0.5	< 0.1	1.31	< 30	< 0.05	< 0.5	1,910	1.69	-	0.305	< 0.5	443	< 0.5	1,510	< 0.01	813	< 0.01	< 0.1	< 10	0.135	< 1	< 3
	QUL-22-0M	2014 09 10	47.5	< 0.1	0.13	6.25	< 0.1	< 0.5	< 10	< 0.01	17,200	< 0.5	< 0.1	**2.34**	42	< 0.05	0.95	1,950	2.79	-	0.348	< 0.5	473	< 0.5	1,690	< 0.01	880	< 0.01	< 0.1	< 10	0.158	< 1	< 3
	QUL-22-5M	2014 09 10	45.1	< 0.1	0.12	5.84	< 0.1	< 0.5	< 10	< 0.01	16,700	< 0.5	< 0.1	1.83	40	< 0.05	0.89	1,910	2.38	-	0.306	< 0.5	472	< 0.5	1,680	< 0.01	901	< 0.01	< 0.1	< 10	0.153	< 1	< 3
	QUL-22-9M	2014 09 10	***155***	< 0.1	0.22	8.45	< 0.1	< 0.5	< 10	< 0.01	18,000	< 0.5	< 0.1	**4.71**	117	0.15	1.03	2,070	11.5	-	0.517	< 0.5	569	< 0.5	2,030	< 0.01	1,060	< 0.01	< 0.1	< 10	0.188	< 1	< 3
	QUL-22-0M	2014 09 12	70.8	< 0.1	0.13	6.38	< 0.1	< 0.5	< 10	< 0.01	17,700	< 0.5	< 0.1	**2.26**	78	< 0.05	0.75	2,080	3.16	-	0.368	< 0.5	478	< 0.5	1,720	< 0.01	878	< 0.01	< 0.1	< 10	0.151	< 1	< 3
	QUL-22-7M	2014 09 12	70	< 0.1	0.12	6.24	< 0.1	< 0.5	< 10	< 0.01	17,200	< 0.5	< 0.1	**2.27**	66	< 0.05	0.8	1,960	3.21	-	0.324	< 0.5	467	< 0.5	1,650	< 0.01	871	< 0.01	< 0.1	< 10	0.149	< 1	< 3
	QUL-22X-7M	2014 09 12	77.5	< 0.1	0.13	6.56	< 0.1	< 0.5	< 10	< 0.01	17,100	< 0.5	< 0.1	**2.26**	72	< 0.05	0.78	1,980	3.19	-	0.308	< 0.5	463	< 0.5	1,680	< 0.01	868	< 0.01	< 0.1	< 10	0.143	< 1	< 3
	QA/QC RPD %		10	*	*	5	*	*	*	*	< 1	*	*	*	*	*	*	1	*	-	5	*	< 1	*	2	*	< 1	*	*	*	4	*	*
	QUL-22-9M	2014 09 14	55.3	< 0.1	0.12	6.21	< 0.1	< 0.5	< 10	< 0.01	16,900	< 0.5	< 0.1	1.67	47	< 0.05	0.8	1,910	2.55	-	0.341	< 0.5	476	< 0.5	1,570	< 0.01	854	< 0.01	< 0.1	< 10	0.144	< 1	< 3
	QUL-22-OM	2014 09 14	31.7	< 0.1	0.12	5.54	< 0.1	< 0.5	< 10	< 0.01	16,900	< 0.5	< 0.1	1.08	< 30	< 0.05	0.84	1,910	1.48	-	0.334	< 0.5	464	< 0.5	1,500	< 0.01	843	< 0.01	< 0.1	< 10	0.152	< 1	< 3
	QUL-22-0M	2014 09 16	18	< 0.1	0.1	4.94	< 0.1	< 0.5	< 10	< 0.01	17,000	< 0.5	< 0.1	0.6	< 30	< 0.05	0.84	1,890	0.837	-	0.258	< 0.5	437	< 0.5	1,400	< 0.01	793	< 0.01	< 0.1	< 10	0.149	< 1	< 3
	QUL-22-8M	2014 09 16	25.6	< 0.1	0.12	5.07	< 0.1	< 0.5	< 10	< 0.01	17,100	< 0.5	< 0.1	0.81	< 30	< 0.05	0.85	1,910	1.26	-	0.28	< 0.5	444	< 0.5	1,460	< 0.01	800	< 0.01	< 0.1	< 10	0.144	< 1	< 3

Associated ALS files: L1498519, L1498533, L1499166, L1499203, L1499703, L1499707, L1499710, L1499926, L1499947, L1500619, L1501501, L1501518, L1502349, L1502364, L1502370, L1502388, L1503057, L1503061, L1503079, L1503910, L1503913, L1503928, L1503932, L1503933, L1503934, L1504180, L1504213, L1504220, L1504251, L1504261, L1504997, L1505918, L1506551, L1506571, L1506577, L1506586, L1500164, L1502370, L1506989, L1506996, L1507001, L1507291, L1507298, L1506992, L1507259, L1507347, L1507948, L1507972, L1507977, L1508637, L1508673, L1509507, L1508649, L1509597, L1510231, L1510268, L1510289, L1510741, L1510746, L1511190, L1511225, L1511232, L1511817, L1511758, L1511787, L1511850, L1511886, L1511905, L1512681, L1512726, L1513326, L1513353, L1513820, L1513828, L1514716, L1514724, L1514735, L1514765, L1507963, L1514731, L1514737, L1515541, L1515553, L1515572, L1518945, L1516292, L1516846, L1516856, L1517429, L1517430, L1517431, L1517432, L1518138, L1518251, L1518254, L1518260, L1518267, L1518976, L1519008, L1519837, L1519791, L1520433, L1520459, L1520931.

All terms defined within the body of SNC-Lavalin's report (available upon request).

< Denotes concentration less than indicated detection limit or RPD less than indicated value.

- Denotes analysis not conducted.

n/a Denotes no applicable standard.

* RPDs are not normally calculated where one or more concentrations are less than five times MDL.

SHADED Concentration greater than BCWQG Aquatic Life (AW) guideline.

BOLD Concentration greater than BCWQG Drinking Water (DW) guideline.

SHADED Concentration greater than BCWQG Aquatic Life (30day) (AW) guideline.

BOLD Concentration greater than or equal to Canadian Drinking Water Quality (DW) guideline.

[a] Laboratory detection limit out of range.

[b] British Columbia Approved Water Quality Guidelines 2006 Edition, updated 2014.

[c] A Compendium of Working Water Quality Guidelines for British Columbia, updated August 2006.

[d] Guideline varies with pH, and/or either Temperature or Hardness or chloride

[e] Health Canada Drinking Water Guidelines, 2012.

[f] Guideline for Nitrate applied.

[g] The total phosphorus guideline is a measure of lake productivity and is based on spring overturn or an average of summer samples and is not applicable to single sample results at this point in time.

[h] Calculated based on an individual sample basis, not average of 30 day results.

[i] Secondary chronic or chronic value, not 30 day mean.

[j] Guideline not applicable for site situation.

TABLE 1a: Summary of Analytical Results for Mount Polley, Quesnel Lake and River - Surface Water DRAFT

			Physical Parameters									Total Inorganics												
Sample Location	Sample ID	Sample Date (yyyy mm dd)	Hardness (mg/L)	pH (field) (pH)	pH (pH)	Temperature (field) (C)	Turbidity (NTU)	Conductivity (µS/cm)	TDS (mg/L)	TSS (mg/L)	DOC (mg/L)	Total Kjeldahl Nitrogen (N) (mg/L)	Total Nitrogen (N) (mg/L)	Ammonia Nitrogen (µg/L)	Nitrate Nitrogen (µg/L)	Nitrite Nitrogen (µg/L)	Nitrate+Nitrite Nitrogen (µg/L)	Chloride (mg/L)	Fluoride (µg/L)	Sulphate (mg/L)	Total Alkalinity (as CaCO3) (mg/L)	Bromide (mg/L)	Ortho-phosphate (mg/L)	Total Phosphorus[g] (mg/L)
BC Guidelines																								
BCWQG Aquatic Life (AW)[b,c]			n/a	6.5-9.0	6.5-9.0		Change of 8	n/a	n/a	Change of 25	n/a	n/a	n/a	5,680-18,400[d]	32,800	60-120[d]	32,800[f]	600	988.2-1579[d]	n/a	n/a	n/a	n/a	0.005-0.015
BCWQG Aquatic Life (30day) (AW)[b,c,h]			n/a	n/a	n/a	+/-1 Degree change from ambient	Change of 2	n/a	n/a	Change of 5	+20% of median background	n/a	n/a	1,090-1,770[d]	3,000	20-40[d]	3,000[f]	150	n/a	128-429[d]	n/a	n/a	n/a	n/a
BCWQG Drinking Water (DW)[b,c]			n/a	6.5-8.5	6.5-8.5	n/a[i]	Change of 1	n/a	n/a	n/a	n/a	n/a	n/a	n/a	10,000	1,000	10,000[f]	250	1,000	500	n/a	n/a	n/a	0.01
Canadian Drinking Water Quality (DW)[e]			n/a	6.5-8.5	6.5-8.5	n/a[i]	n/a[i]	n/a	500	n/a	n/a	n/a	n/a	n/a	10,000	1,000	n/a	250	1,500	500	n/a	n/a	n/a	n/a
QUL-23	QUL23	2014 08 25	49.9	7.95	7.97	17.4	3.25	99	67	< 3	1.86	-	0.145	< 5	54.7	< 1	-	< 0.5	34	5.81	44.4	-	< 0.001	< 0.002[a]
	QUL23X	2014 08 25	49.7	7.95	7.94	17.4	0.71	98.9	64	< 3	1.92	-	0.151	< 5	54.7	< 1	-	< 0.5	35	5.8	44.5	-	< 0.001	< 0.002[a]
	QA/QC RPD %		< 1	0	< 1	0	128	< 1	5	*	*	-	*	*	0	*	-	*	*	< 1	< 1	-	*	*
	QUL-23	2014 08 27	49.1	8.03	7.99	19.0	2.06	98.9	72	3.7	2.09	-	0.121	< 5	42.4	< 1	-	< 0.5	35	5.77	45	-	0.001	< 0.002[a]
	QUL-23	2014 08 26	50.1	7.69	7.94	18.2	0.31	98	68	< 3	2.29	-	0.138	< 5	43.8	1	-	< 0.5	35	5.77	44.9	-	< 0.001	**0.0029**
	QUL-23	2014 08 28	49.2	8.16	7.85	19.8	0.38	97	63	< 3	2.28	-	0.134	< 5	45.8	< 1	-	< 0.5	34	5.77	45.5	-	< 0.001	< 0.002[a]
	QUL-23	2014 08 29	50.3	-	7.89	-	0.98	97.8	60	< 3	2.17	-	0.112	< 5	30.8	< 1	-	< 0.5	35	5.64	44.8	-	< 0.001	< 0.002[a]
	QUL-23	2014 08 31	50.7	8.01	7.94	18.75	5.43	100	55	< 3	1.82	-	0.12	< 5	42	< 1	-	< 0.5	31	5.72	45.3	-	< 0.001	< 0.002[a]
	QUL-23	2014 09 02	49.7	7.94	7.96	17.62	0.58	97.3	76	< 3	1.89	-	0.119	< 5	38.3	< 1	-	< 0.5	32	5.74	44.3	-	< 0.001	**0.0027**
	QUL-23	2014 09 03	49.8	8.07	7.99	17.85	0.82	98.1	65	< 3	2.15	-	0.107	< 5	39.1	< 1	-	< 0.5	33	5.72	45.9	-	< 0.001	**0.0021**
	QUL-23	2014 09 04	49.7	7.92	7.94	18.32	0.53	99.7	60	< 3	2.07	-	0.109	< 5	39.4	< 1	-	< 0.5	33	5.72	46.2	-	< 0.001	< 0.002[a]
	QUL-23	2014 09 06	50.1	8.29	7.95	18.26	0.67	99.1	60	< 3	1.88	-	0.134	< 5	39.1	< 1	-	< 0.5	33	5.81	46.5	-	< 0.001	< 0.002[a]
	QUL-23	2014 09 07	48.6	8.09	7.98	17.7	0.47	98.4	62	< 3	2.13	-	0.109	< 5	40.5	< 1	-	< 0.5	32	5.8	47.2	-	< 0.001	< 0.002[a]
	QUL-23	2014 09 08	50.4	8.24	8.01	16.7	0.9	98.1	57	< 3	1.88	-	0.11	< 5	38.7	< 1	-	< 0.5	32	5.8	46	-	< 0.001	**0.0025**
	QUL-23	2014 09 10	50.3	7.9	7.9	13.6	1.9	102	64	3.2	1.99	-	0.109	< 5	61	< 1	-	< 0.5	34	5.94	42.4	-	< 0.001	< 0.002[a]
	QUL-23	2014 09 11	51.4	7.89	7.92	11.9	1.26	103	68	< 3	1.85	-	0.137	< 5	88.5	< 1	-	< 0.5	35	6.07	49.2	-	0.0011	< 0.002[a]
	QUL-23	2014 09 12	51.6	7.84	7.91	12.75	1.13	99.5	62	< 3	1.72	-	0.134	< 5	72.6	< 1	-	< 0.5	34	6.02	51.6	-	< 0.001	< 0.002[a]
	QUL-23	2014 09 13	51.2	7.8	7.81	14.4	0.71	103	64	5.1	1.96	-	0.138	< 5	67	< 1	-	< 0.5	34	6	48	-	0.0017	**0.0028**
	QUL-23	2014 09 14	50.6	7.76	7.65	14.4	0.56	100	68	< 3	1.87	-	0.128	< 5	64.5	< 1	-	< 0.5	35	5.92	47.7	-	< 0.001	**0.0021**
	QUL-23	2014 09 15	51.6	8.06	7.96	14.7	0.51	101	49	< 3	1.73	-	0.129	< 5	61.1	< 1	-	< 0.5	33	6.05	48	-	< 0.001	**0.002**
	QUL-23	2014 09 16	51.2	8.09	7.96	15.2	0.73	101	62	< 3	1.76	-	0.111	< 5	60.3	< 1	-	< 0.5	34	6.04	48.2	-	< 0.001	< 0.002[a]
	QUL-23-0M	2014 09 17	51.6	8.16	7.97	14.7	0.5	101	65	< 3	1.87	-	0.125	< 5	57.6	< 1	-	< 0.5	35	5.99	48.2	-	< 0.001	< 0.002[a]
	QUL-23X-0M	2014 09 17	51	8.16	7.96	14.7	0.33	101	63	< 3	1.84	-	0.119	< 5	58.1	< 1	-	< 0.5	35	5.99	48.5	-	< 0.001	< 0.002[a]
	QA/QC RPD %		1	0	< 1	0	*	0	3	*	*	-	*	*	< 1	*	-	*	*	0	< 1	-	*	*
QUL-26	QUL-26-0M	2014 08 11	49	7.37	7.9	18.4	0.82	98.2	68	< 3	2.67	-	0.132	< 5	41	< 1	-	< 0.5	34	5.71	44.7	-	< 0.001	**0.0021**
	QUL-26-13M	2014 08 11	50.3	7.74	7.92	9.5	0.7	102	66	< 3	2.15	-	0.179	< 5	106	< 1	-	< 0.5	34	5.85	45.9	-	< 0.001	< 0.002[a]
	QUL-26-24M	2014 08 11	53.2	7.56	7.92	5.0	0.89	109	69	< 3	1.94	-	0.189	< 5	137	< 1	-	< 0.5	36	6.19	48.2	-	< 0.001	< 0.002[a]
	QUL-26	2014 08 12	47.8	7.87	7.93	20.2	0.4	96.1	66	< 3	2.21	-	0.141	< 5	45.3	< 1	-	< 0.5	36	5.68	44.7	-	< 0.001	< 0.002[a]
	QUL-26	2014 08 13	48.5	-	7.87	20.5	0.77	101	66	< 3	3.22	-	0.138	< 5	< 5	< 1	-	< 0.5	35	5.55	46.2	-	< 0.001	< 0.002[a]
	QUL-26-0M	2014 08 14	49.3	7.85	7.95	20.7	0.34	97.7	64	< 3	2.25	-	0.116	< 5	32.1	1	-	< 0.5	36	5.61	43.9	-	< 0.001	**0.0021**
	QUL-26-12M	2014 08 14	52.3	7.83	7.97	12.1	7.07	103	73	12.5	1.9	-	0.134	< 5	93.3	< 1	-	< 0.5	37	6.19	46.2	-	< 0.001	< 0.002[a]
	QUL-26-27M	2014 08 14	56	7.66	7.98	4.7	4.14	110	74	5.7	2.02	-	0.174	< 5	143	< 1	-	< 0.5	38	6.48	49.6	-	< 0.001	**0.0022**
	QUL-26	2014 08 15	49.1	7.97	7.97	22.0	0.34	97	62	< 3	1.95	-	0.109	< 5	39.5	< 1	-	< 0.5	36	5.63	43.2	-	< 0.001	< 0.002[a]
	QUL-26	2014 08 16	48.8	8.06	7.96	20.4	0.25	95	58	< 3	2.13	-	0.114	< 5	42.2	< 1	-	< 0.5	36	5.62	43.8	-	< 0.001	**0.0023**
	QUL-26-0M	2014 08 17	47.9	6.75	7.9	20.3	0.43	96.6	70	< 3	2.47	-	0.146	< 5	29.9	< 1	-	< 0.5	35	5.61	44.2	-	< 0.001	< 0.002[a]
	QUL-26-12M	2014 08 17	51.6	7.65	7.95	8.8	4.85	103	60	9.7	2.1	-	0.179	< 5	111	< 1	-	< 0.5	35	5.96	46.4	-	< 0.001	< 0.002[a]
	QUL-26-26M	2014 08 17	54.4	7.40	7.94	4.7	3.31	108	67	4.6	2.09	-	0.2	< 5	146	< 1	-	< 0.5	37	6.38	49.2	-	< 0.001	< 0.002[a]
	QUL-26-0M	2014 08 19	48.8	7.78	7.93	19.9	0.33	96.5	69	< 3	2	-	0.118	< 5	42.7	< 1	-	< 0.5	32	5.55	43.9	-	< 0.001	< 0.002[a]
	QUL-26-10M	2014 08 19	50.4	7.77	7.92	14.4	8.47	100	69	6.5	1.93	-	0.15	5.7	75.2	< 1	-	< 0.5	33	5.97	45.6	-	< 0.001	< 0.002[a]
	QUL-26-20M	2014 08 19	52.5	-	7.93	-	6.66	107	69	9.2	1.92	-	0.179	< 5	131	< 1	-	< 0.5	34	6.08	48.7	-	< 0.001	< 0.002[a]
	QUL-26-0M	2014 08 21	49.2	8.27	7.87	18.9	1.07	95.1	62	< 3	2.16	-	0.114	< 5	48.9	< 1	-	< 0.5	36	5.71	44.3	-	< 0.001	< 0.002[a]
QUL-28	QUL-28-OM	2014 08 11	49.3	7.52	7.82	17.5	0.53	101	69	< 3	2.32	-	0.134	< 5	34.5	< 1	-	< 0.5	35	5.71	45.5	-	< 0.001	**0.0029**
	QUL-28	2014 08 12	48.1	7.73	7.93	20.9	0.77	96.6	62	< 3	2.06	-	0.121	< 5	45.9	< 1	-	< 0.5	37	5.68	44.6	-	< 0.001	< 0.002[a]
	QUL-28	2014 08 13	47.6	-	7.93	21.1	0.45	98.7	62	< 3	2.61	-	0.125	< 5	33.2	1	-	< 0.5	34	5.63	44.8	-	< 0.001	< 0.002[a]
QUL-30	QUL-30	2014 08 07	49	7.24	7.99	20.4	1.07	98.4	63	< 3	1.85	0.086	0.141	< 5	54.9	< 1	-	< 0.5	33	5.62	46.7	-	< 0.001	< 0.002[a]
QUL-31	QUL-31	2014 08 07	47.5	8.20	7.97	21.0	0.6	95.8	55	< 3	2.08	0.117	0.144	< 5	67.3	< 1	-	< 0.5	33	5.61	44.9	-	< 0.001	< 0.002[a]
QUL-32	QUL-32	2014 08 06	48.7	-	7.96	-	0.38	101	81	< 3	1.89	-	0.162	< 5	77.9	1.5	79.4	< 0.5	34	5.6	46	-	< 0.001	< 0.002[a]
QUL-33	QUL-33	2014 08 06	49	-	7.95	20.0	0.32	99	63	< 3	1.9	-	0.129	< 5	63.8	< 1	63.8	< 0.5	34	5.63	45.6	-	< 0.001	< 0.002[a]

Associated ALS files: L1498519, L1498533, L1499166, L1499203, L1499703, L1499707, L1499710, L1499926, L1499947, L1500619, L1501501, L1501518, L1502349, L1502364, L1502370, L1502388, L1503057, L1503061, L1503079, L1503910, L1503913, L1503928, L1503932, L1503933, L1503934, L1504180, L1504213, L1504220, L1504251, L1504261, L1504997, L1505918, L1506551, L1506571, L1506577, L1506586, L1500164, L1502370, L1506989, L1506996, L1507001, L1507291, L1507298, L1506992, L1507259, L1507347, L1507948, L1507972, L1507977, L1508637, L1508673, L1509507, L1508649, L1509597, L1510231, L1510268, L1510289, L1510741, L1510746, L1511190, L1511225, L1511232, L1511817, L1511758, L1511787, L1511850, L1511886, L1511905, L1512681, L1512726, L1513326, L1513353, L1513820, L1513828, L1514716, L1514724, L1514735, L1514765, L1507963, L1514731, L1514737, L1515541, L1515553, L1515572, L1518945, L1516292, L1516846, L1516856, L1517429, L1517430, L1517431, L1517432, L1518138, L1518251, L1518254, L1518260, L1518267, L1518976, L1519008, L1519837, L1519791, L1520433, L1520459, L1520931.

All terms defined within the body of SNC-Lavalin's report (available upon request).

< Denotes concentration less than indicated detection limit or RPD less than indicated value.

- Denotes analysis not conducted.

n/a Denotes no applicable standard.

* RPDs are not normally calculated where one or more concentrations are less than five times MDL.

SHADED Concentration greater than BCWQG Aquatic Life (AW) guideline.

BOLD Concentration greater than BCWQG Drinking Water (DW) guideline.

SHADED Concentration greater than BCWQG Aquatic Life (30day) (AW) guideline.

BOLD Concentration greater than or equal to Canadian Drinking Water Quality (DW) guideline.

[a] Laboratory detection limit out of range.

[b] British Columbia Approved Water Quality Guidelines 2006 Edition, updated 2014.

[c] A Compendium of Working Water Quality Guidelines for British Columbia, updated August 2006.

[d] Guideline varies with pH, and/or either Temperature or Hardness or chloride

[e] Health Canada Drinking Water Guidelines, 2012.

[f] Guideline for Nitrate applied.

[g] The total phosphorus guideline is a measure of lake productivity and is based on spring overturn or an average of summer samples and is not applicable to single sample results at this point in time.

[h] Calculated based on an individual sample basis, not average of 30 day results.

[i] Secondary chronic or chronic value, not 30 day mean.

[j] Guideline not applicable for site situation.

TABLE 1a: Summary of Analytical Results for Mount Polley, Quesnel Lake and River - Surface Water DRAFT

Sample Location	Sample ID	Sample Date (yyyy mm dd)	Dissolved Metals																												
			Dissolved Aluminum (µg/L)	Dissolved Calcium (mg/L)	Dissolved Iron (µg/L)	Dissolved Magnesium (mg/L)	Dissolved Manganese (µg/L)	Dissolved Potassium (mg/L)	Dissolved Sodium (mg/L)	Antimony (µg/L)	Arsenic (µg/L)	Barium (µg/L)	Beryllium (µg/L)	Boron (µg/L)	Cadmium (µg/L)	Chromium (µg/L)	Cobalt (µg/L)	Copper (µg/L)	Lead (µg/L)	Lithium (µg/L)	Mercury (µg/L)	Molybdenum (µg/L)	Nickel (µg/L)	Selenium (µg/L)	Silver (µg/L)	Thallium (µg/L)	Titanium (µg/L)	Uranium (µg/L)	Vanadium (µg/L)	Zinc (µg/L)
BC Guidelines																															
BCWQG Aquatic Life (AW)[b,c]			100[d]	n/a	350	n/a	n/a	n/a	n/a	n/a	n/a	n/a	n/a	n/a	n/a	n/a	n/a	n/a	n/a	n/a	n/a	n/a	n/a	n/a	n/a	n/a	n/a	n/a	n/a	n/a	n/a
BCWQG Aquatic Life (30day) (AW)[b,c,h]			50[d]	n/a	n/a	n/a	n/a	n/a	n/a	n/a	n/a	n/a	n/a	n/a	n/a	n/a	n/a	n/a	n/a	n/a	n/a	n/a	n/a	n/a	n/a	n/a	n/a	n/a	n/a	n/a	n/a
BCWQG Drinking Water (DW)[b,c]			200	n/a	n/a	n/a	n/a	n/a	n/a	n/a	n/a	n/a	n/a	n/a	n/a	n/a	n/a	n/a	n/a	n/a	n/a	n/a	n/a	n/a	n/a	n/a	n/a	n/a	n/a	n/a	n/a
Canadian Drinking Water Quality (DW)[e]			n/a	n/a	n/a	n/a	n/a	n/a	n/a	n/a	n/a	n/a	n/a	n/a	n/a	n/a	n/a	n/a	n/a	n/a	n/a	n/a	n/a	n/a	n/a	n/a	n/a	n/a	n/a	n/a	n/a
QUL-23	QUL23	2014 08 25	11.5	16.8	< 30	1.91	1.07	0.468	0.831	< 0.1	0.11	5.7	< 0.1	< 10	< 0.01	< 0.5	< 0.1	1	< 0.05	< 0.5	-	0.283	< 0.5	< 0.5	< 0.01	< 0.01	< 10	0.138	< 1	< 3
	QUL23X	2014 08 25	10.1	16.8	< 30	1.9	0.939	0.464	0.832	< 0.1	0.1	5.59	< 0.1	< 10	< 0.01	< 0.5	< 0.1	0.96	< 0.05	< 0.5	-	0.268	< 0.5	< 0.5	< 0.01	< 0.01	< 10	0.137	< 1	< 3
	QA/QC RPD %		*	0	*	< 1	13	< 1	< 1	*	*	2	*	*	*	*	*	*	*	*	-	5	*	*	*	*	*	< 1	*	*
	QUL-23	2014 08 27	10.7	16.5	< 30	1.92	1.05	0.453	0.861	< 0.1	0.11	5.33	< 0.1	< 10	< 0.01	< 0.5	< 0.1	0.57	< 0.05	0.7	-	0.293	< 0.5	< 0.5	< 0.01	< 0.01	< 10	0.137	< 1	< 3
	QUL-23	2014 08 26	9.6	16.9	< 30	1.91	3.57	0.49	0.83	< 0.1	< 0.1	5.94	< 0.1	< 10	< 0.01	< 0.5	< 0.1	0.88	< 0.05	0.62	-	0.296	< 0.5	< 0.5	< 0.01	< 0.01	< 10	0.128	< 1	< 3
	QUL-23	2014 08 28	10.2	16.5	< 30	1.93	0.6	0.47	0.839	< 0.1	0.12	5.39	< 0.1	< 10	0.013	< 0.5	< 0.1	0.57	< 0.05	< 0.5	-	0.305	< 0.5	< 0.5	< 0.01	< 0.01	< 10	0.145	< 1	< 3
	QUL-23	2014 08 29	9.8	16.9	< 30	1.95	3.45	0.494	0.848	< 0.1	0.12	5.92	< 0.1	< 10	< 0.01	< 0.5	< 0.1	0.71	< 0.05	0.53	-	0.293	< 0.5	< 0.5	< 0.01	< 0.01	< 10	0.13	< 1	< 3
	QUL-23	2014 08 31	9.2	17	< 30	1.99	0.899	0.466	0.815	< 0.1	0.11	5.37	< 0.1	< 10	< 0.01	< 0.5	< 0.1	0.58	< 0.05	< 0.5	-	0.282	< 0.5	< 0.5	< 0.01	< 0.01	< 10	0.129	< 1	< 3
	QUL-23	2014 09 02	9.5	16.7	< 30	1.91	0.878	0.469	0.825	< 0.1	0.1	5.5	< 0.1	< 10	< 0.01	< 0.5	< 0.1	0.58	< 0.05	0.75	-	0.294	< 0.5	< 0.5	< 0.01	< 0.01	< 10	0.136	< 1	< 3
	QUL-23	2014 09 03	9.9	16.8	< 30	1.91	0.688	0.451	0.836	< 0.1	< 0.1	5.42	< 0.1	< 10	< 0.01	< 0.5	< 0.1	0.65	< 0.05	0.58	-	0.296	< 0.5	< 0.5	< 0.01	< 0.01	< 10	0.132	< 1	< 3
	QUL-23	2014 09 04	9.7	16.8	< 30	1.92	1.12	0.454	0.805	< 0.1	0.1	5.56	< 0.1	< 10	< 0.01	< 0.5	< 0.1	0.69	< 0.05	0.68	-	0.312	< 0.5	< 0.5	< 0.01	< 0.01	< 10	0.139	< 1	< 3
	QUL-23	2014 09 06	10.4	16.9	< 30	1.93	1.54	0.476	0.829	< 0.1	0.11	5.6	< 0.1	< 10	< 0.01	< 0.5	< 0.1	0.9	< 0.05	0.73	-	0.296	< 0.5	< 0.5	< 0.01	< 0.01	< 10	0.132	< 1	< 3
	QUL-23	2014 09 07	10	16.4	< 30	1.89	0.421	0.462	0.83	< 0.1	0.11	5.37	< 0.1	< 10	< 0.01	< 0.5	< 0.1	0.67	< 0.05	0.71	-	0.292	< 0.5	< 0.5	< 0.01	< 0.01	< 10	0.138	< 1	< 3
	QUL-23	2014 09 08	9.7	17	< 30	1.92	1.18	0.465	0.837	< 0.1	0.13	5.42	< 0.1	< 10	< 0.01	< 0.5	< 0.1	0.67	< 0.05	< 0.5	-	0.289	< 0.5	< 0.5	< 0.01	< 0.01	< 10	0.132	< 1	< 3
	QUL-23	2014 09 10	9.5	17	< 30	1.92	1.26	0.466	0.888	< 0.1	0.15	5.76	< 0.1	< 10	< 0.01	< 0.5	< 0.1	1.28	< 0.05	0.81	-	0.319	< 0.5	< 0.5	< 0.01	< 0.01	< 10	0.142	< 1	< 3
	QUL-23	2014 09 11	9.4	17.4	< 30	1.94	1.66	0.472	0.859	< 0.1	0.11	6.05	< 0.1	< 10	< 0.01	< 0.5	< 0.1	1.44	< 0.05	< 0.5	-	0.335	< 0.5	< 0.5	< 0.01	< 0.01	< 10	0.146	< 1	< 3
	QUL-23	2014 09 12	8.2	17.4	< 30	1.98	0.719	0.442	0.841	< 0.1	0.11	5.48	< 0.1	< 10	< 0.01	< 0.5	< 0.1	0.97	< 0.05	0.76	-	0.289	< 0.5	< 0.5	< 0.01	< 0.01	< 10	0.135	< 1	< 3
	QUL-23	2014 09 13	8.6	17.3	< 30	1.95	0.903	0.466	0.845	< 0.1	0.13	5.39	< 0.1	< 10	< 0.01	< 0.5	< 0.1	0.72	< 0.05	0.52	-	0.301	< 0.5	< 0.5	< 0.01	< 0.01	< 10	0.142	< 1	< 3
	QUL-23	2014 09 14	8.5	17.1	< 30	1.92	0.519	0.447	0.779	< 0.1	< 0.1	5.12	< 0.1	< 10	< 0.01	< 0.5	< 0.1	0.53	< 0.05	0.87	-	0.276	< 0.5	< 0.5	< 0.01	< 0.01	< 10	0.142	< 1	< 3
	QUL-23	2014 09 15	8.9	17.4	< 30	1.95	0.594	0.453	0.789	< 0.1	< 0.1	5	< 0.1	< 10	< 0.01	< 0.5	< 0.1	0.89	< 0.05	0.76	-	0.277	< 0.5	< 0.5	< 0.01	< 0.01	< 10	0.136	< 1	< 3
	QUL-23	2014 09 16	9.1	17.3	< 30	1.93	0.737	0.448	0.789	< 0.1	< 0.1	5.01	< 0.1	< 10	< 0.01	< 0.5	< 0.1	0.55	< 0.05	0.71	-	0.26	< 0.5	< 0.5	< 0.01	< 0.01	< 10	0.145	< 1	< 3
	QUL-23-0M	2014 09 17	9.2	17.5	< 30	1.94	0.216	0.461	0.84	< 0.1	< 0.1	4.8	< 0.1	< 10	< 0.01	< 0.5	< 0.1	< 0.5	< 0.05	0.74	-	0.26	< 0.5	< 0.5	< 0.01	< 0.01	< 10	0.145	< 1	< 3
	QUL-23X-0M	2014 09 17	9.1	17.4	< 30	1.84	0.247	0.455	0.82	< 0.1	< 0.1	4.87	< 0.1	< 10	< 0.01	< 0.5	< 0.1	< 0.5	< 0.05	0.75	-	0.267	< 0.5	< 0.5	< 0.01	< 0.01	< 10	0.148	< 1	< 3
	QA/QC RPD %		*	< 1	*	5	*	1	2	*	*	1	*	*	*	*	*	*	*	*	-	3	*	*	*	*	*	2	*	*
QUL-26	QUL-26-0M	2014 08 11	11.3	16.5	< 30	1.89	4.79	0.541	0.846	< 0.1	0.12	6.05	< 0.1	< 10	< 0.01	< 0.5	< 0.1	0.54	< 0.05	1.02	-	0.303	< 0.5	< 0.5	< 0.01	< 0.01	< 10	0.12	< 1	< 3
	QUL-26-13M	2014 08 11	9.6	17	< 30	1.93	0.228	0.486	0.856	< 0.1	< 0.1	5.18	< 0.1	< 10	< 0.01	< 0.5	< 0.1	< 0.5	< 0.05	1.01	-	0.262	< 0.5	< 0.5	< 0.01	< 0.01	< 10	0.131	< 1	< 3
	QUL-26-24M	2014 08 11	5.7	17.9	< 30	2.03	0.677	0.481	0.911	< 0.1	0.11	5.19	< 0.1	< 10	< 0.01	< 0.5	< 0.1	< 0.5	< 0.05	1.08	-	0.264	< 0.5	< 0.5	< 0.01	< 0.01	< 10	0.143	< 1	< 3
	QUL-26	2014 08 12	10.6	16.1	< 30	1.87	0.554	0.499	0.856	< 0.1	0.11	5.42	< 0.1	< 10	< 0.01	< 0.5	< 0.1	0.51	< 0.05	0.71	-	0.309	< 0.5	< 0.5	< 0.01	< 0.01	< 10	0.132	< 1	< 3
	QUL-26	2014 08 13	11	16.3	< 30	1.92	10.4	0.598	0.842	< 0.1	0.15	7.06	< 0.1	< 10	< 0.01	< 0.5	< 0.1	0.6	< 0.05	1.07	-	0.33	< 0.5	< 0.5	< 0.01	< 0.01	< 10	0.12	< 1	< 3
	QUL-26-0M	2014 08 14	11.2	16.6	< 30	1.91	2.64	0.509	0.837	< 0.1	0.1	5.61	< 0.1	< 10	< 0.01	< 0.5	< 0.1	< 0.5	< 0.05	0.67	-	0.294	< 0.5	< 0.5	< 0.01	< 0.01	< 10	0.133	< 1	< 3
	QUL-26-12M	2014 08 14	11.7	17.8	< 30	1.93	5.07	0.483	0.878	< 0.1	0.11	8.11	< 0.1	< 10	< 0.01	< 0.5	< 0.1	2.62	< 0.05	0.71	-	0.404	< 0.5	< 0.5	< 0.01	< 0.01	< 10	0.145	< 1	< 3
	QUL-26-27M	2014 08 14	5.3	19	< 30	2.1	8.77	0.476	0.952	< 0.1	0.13	6.14	< 0.1	< 10	< 0.01	< 0.5	< 0.1	1.03	< 0.05	0.86	-	0.375	< 0.5	< 0.5	< 0.01	< 0.01	< 10	0.158	< 1	< 3
	QUL-26	2014 08 15	10.2	16.5	< 30	1.92	1	0.476	0.824	< 0.1	0.12	5.94	< 0.1	< 10	< 0.01	< 0.5	< 0.1	< 0.5	< 0.05	< 0.5	-	0.294	< 0.5	< 0.5	< 0.01	< 0.01	< 10	0.125	< 1	< 3
	QUL-26	2014 08 16	10.2	16.4	< 30	1.9	0.643	0.476	0.816	< 0.1	0.12	5.48	< 0.1	< 10	< 0.01	< 0.5	< 0.1	0.51	< 0.05	0.72	-	0.339	< 0.5	< 0.5	< 0.01	< 0.01	< 10	0.135	< 1	< 3
	QUL-26-0M	2014 08 17	9.6	16.1	< 30	1.88	3.09	0.518	0.828	< 0.1	0.11	5.83	< 0.1	< 10	< 0.01	< 0.5	< 0.1	0.52	< 0.05	0.55	-	0.286	< 0.5	< 0.5	< 0.01	< 0.01	< 10	0.118	< 1	< 3
	QUL-26-12M	2014 08 17	8.7	17.4	< 30	1.96	1.5	0.459	0.84	< 0.1	< 0.1	6.02	< 0.1	< 10	< 0.01	< 0.5	< 0.1	1.33	< 0.05	0.72	-	0.28	< 0.5	< 0.5	< 0.01	< 0.01	< 10	0.139	< 1	< 3
	QUL-26-26M	2014 08 17	5.1	18.3	< 30	2.09	4.49	0.482	0.939	< 0.1	0.11	5.72	< 0.1	< 10	< 0.01	< 0.5	< 0.1	1.01	< 0.05	0.75	-	0.348	< 0.5	< 0.5	< 0.01	< 0.01	< 10	0.161	< 1	< 3
	QUL-26-0M	2014 08 19	10.3	16.4	< 30	1.89	0.417	0.464	0.818	< 0.1	< 0.1	5.16	< 0.1	< 10	< 0.01	< 0.5	< 0.1	< 0.5	< 0.05	0.71	-	0.291	< 0.5	< 0.5	< 0.01	< 0.01	< 10	0.135	< 1	< 3
	QUL-26-10M	2014 08 19	10.9	17.1	< 30	1.9	3.66	0.475	0.879	< 0.1	0.11	7.32	< 0.1	< 10	< 0.01	< 0.5	< 0.1	2.21	< 0.05	0.85	-	0.402	< 0.5	< 0.5	< 0.01	< 0.01	< 10	0.143	< 1	< 3
	QUL-26-20M	2014 08 19	5.6	17.6	< 30	2.04	3.03	0.488	0.923	< 0.1	0.1	6.14	< 0.1	< 10	< 0.01	< 0.5	< 0.1	1.27	< 0.05	0.86	-	0.324	< 0.5	< 0.5	< 0.01	< 0.01	< 10	0.142	< 1	< 3
	QUL-26-0M	2014 08 21	10.7	16.6	< 30	1.91	1.47	0.467	0.83	< 0.1	0.12	5.59	< 0.1	< 10	< 0.01	< 0.5	< 0.1	0.79	< 0.05	0.81	-	0.312	< 0.5	< 0.5	< 0.01	< 0.01	< 10	0.138	< 1	< 3
QUL-28	QUL-28-0M	2014 08 11	11.4	16.6	< 30	1.91	7.17	0.531	0.843	< 0.1	0.11	6.08	< 0.1	< 10	< 0.01	< 0.5	< 0.1	0.56	< 0.05	< 0.5	-	0.286	< 0.5	< 0.5	< 0.01	< 0.01	< 10	0.129	< 1	< 3
	QUL-28	2014 08 12	11.1	16.2	< 30	1.86	2.58	0.485	0.86	< 0.1	0.11	5.73	< 0.1	< 10	< 0.01	< 0.5	< 0.1	0.56	< 0.05	0.78	-	0.312	< 0.5	< 0.5	< 0.01	< 0.01	< 10	0.137	< 1	< 3
	QUL-28	2014 08 13	11.2	15.9	< 30	1.9	2.4	0.508	0.846	< 0.1	0.14	5.83	< 0.1	< 10	< 0.01	< 0.5	< 0.1	0.52	< 0.05	0.97	-	0.306	< 0.5	< 0.5	< 0.01	< 0.01	< 10	0.123	< 1	< 3
QUL-30	QUL-30	2014 08 07	11.5	16.6	< 30	1.84	0.412	0.46	0.781	< 0.1	< 0.1	4.74	< 0.1	< 10	< 0.01	< 0.5	< 0.1	< 0.5	< 0.05	0.74	< 0.05	0.252	< 0.5	< 0.5	< 0.01	< 0.01	< 10	0.147	< 1	< 3
QUL-31	QUL-31	2014 08 07	11.4	15.9	< 30	1.89	0.789	0.485	0.837	< 0.1	0.12	5.19	< 0.1	< 10	< 0.01	< 0.5	< 0.1	< 0.5	< 0.05	0.56	< 0.05	0.311	< 0.5	< 0.5	< 0.01	< 0.01	< 10	0.133	< 1	< 3
QUL-32	QUL-32	2014 08 06	10.9	16.4	< 30	1.85	0.355	0.454	0.853	< 0.1	< 0.1	4.86	< 0.1	< 10	< 0.01	< 0.5	< 0.1	< 0.5	< 0.05	0.7	< 0.05	0.253	< 0.5	< 0.5	< 0.01	< 0.01	< 10	0.142	< 1	< 3
QUL-33	QUL-33	2014 08 06	10.9	16.6	< 30	1.84	0.237	0.434	0.767	< 0.1	< 0.1	4.61	< 0.1	< 10	< 0.01	< 0.5	< 0.1	< 0.5	< 0.05	0.83	< 0.05	0.225	< 0.5	< 0.5	< 0.01	< 0.01	< 10	0.14	< 1	< 3

Associated ALS files: L1498519, L1498533, L1499166, L1499203, L1499703, L1499707, L1499710, L1499926, L1499947, L1500619, L1501501, L1501518, L1502349, L1502364, L1502370, L1502388, L1503057, L1503061, L1503079, L1503910, L1503913, L1503928, L1503932, L1503933, L1503934, L1504180, L1504213, L1504220, L1504251, L1504261, L1504997, L1505918, L1506551, L1506571, L1506577, L1506586, L1500164, L1502370, L1506989, L1506996, L1507001, L1507291, L1507298, L1506992, L1507259, L1507347, L1507948, L1507972, L1507977, L1508637, L1508673, L1509507, L1508649, L1509597, L1510231, L1510268, L1510289, L1510741, L1510746, L1511190, L1511225, L1511232, L1511817, L1511758, L1511787, L1511850, L1511886, L1511905, L1512681, L1512726, L1513326, L1513353, L1513820, L1513828, L1514716, L1514724, L1514735, L1514765, L1507963, L1514731, L1514737, L1515541, L1515553, L1515572, L1518945, L1516292, L1516846, L1516856, L1517429, L1517430, L1517431, L1517432, L1518138, L1518251, L1518254, L1518260, L1518267, L1518976, L1519008, L1519837, L1519791, L1520433, L1520459, L1520931.

All terms defined within the body of SNC-Lavalin's report (available upon request).

< Denotes concentration less than indicated detection limit or RPD less than indicated value.

- Denotes analysis not conducted.

n/a Denotes no applicable standard.

* RPDs are not normally calculated where one or more concentrations are less than five times MDL.

SHADED Concentration greater than BCWQG Aquatic Life (AW) guideline.

BOLD Concentration greater than BCWQG Drinking Water (DW) guideline.

SHADED Concentration greater than BCWQG Aquatic Life (30day) (AW) guideline.

BOLD Concentration greater than or equal to Canadian Drinking Water Quality (DW) guideline.

[a] Laboratory detection limit out of range.

[b] British Columbia Approved Water Quality Guidelines 2006 Edition, updated 2014.

[c] A Compendium of Working Water Quality Guidelines for British Columbia, updated August 2006.

[d] Guideline varies with pH, and/or either Temperature or Hardness or chloride

[e] Health Canada Drinking Water Guidelines, 2012.

[f] Guideline for Nitrate applied.

[g] The total phosphorus guideline is a measure of lake productivity and is based on spring overturn or an average of summer samples and is not applicable to single sample results at this point in time.

[h] Calculated based on an individual sample basis, not average of 30 day results.

[i] Secondary chronic or chronic value, not 30 day mean.

[j] Guideline not applicable for site situation.

TABLE 1a: Summary of Analytical Results for Mount Polley, Quesnel Lake and River - Surface Water DRAFT

Sample Location	Sample ID	Sample Date (yyyy mm dd)	Total Metals																													
			Aluminum (µg/L)	Antimony (µg/L)	Arsenic (µg/L)	Barium (µg/L)	Beryllium (µg/L)	Bismuth (µg/L)	Boron (µg/L)	Cadmium (µg/L)	Calcium (µg/L)	Chromium (µg/L)	Cobalt (µg/L)	Copper (µg/L)	Iron (µg/L)	Lead (µg/L)	Lithium (µg/L)	Magnesium (µg/L)	Manganese (µg/L)	Mercury (µg/L)	Molybdenum (µg/L)	Nickel (µg/L)	Potassium (µg/L)	Selenium (µg/L)	Silicon (µg/L)	Silver (µg/L)	Sodium (µg/L)	Thallium (µg/L)	Tin (µg/L)	Titanium (µg/L)	Uranium (µg/L)	Vanadium (µg/L)	Zinc (µg/L)
BC Guidelines																																
BCWQG Aquatic Life (AW)[b,c]			n/a	20	5	5,000	n/a	n/a	1,200	0.016-0.055[d]	n/a	1 (Cr(+6))	110	6.0-19.3[d]	1,000	27.3-177.4[d]	870	n/a	1001-2568[d]	Methyl mercury analysis in progress	2,000	25-150[d]	373,000-432,000	2	n/a	0.1-3.0[d]	n/a	0.3	n/a	2,000	300	6	33-103.5[d]
BCWQG Aquatic Life (30day) (AW)[b,c,h]			n/a	n/a	n/a	1,000	5.3[i]	n/a	n/a	n/a	n/a	n/a	4	2-7.4[d]	n/a	4.4-10.2[d]	14[i]	n/a	791.1-1415[d]		1,000	n/a	n/a	n/a	n/a	0.05-1.5[d]	n/a	n/a	n/a	n/a	n/a	n/a	7.5-78[d]
BCWQG Drinking Water (DW)[b,c]			n/a	14	25	n/a	4	n/a	5,000	n/a	n/a	n/a	n/a	500	n/a	50	n/a	n/a	n/a	1	250	n/a	n/a	10	n/a	n/a	n/a	2	n/a	n/a	n/a	n/a	5,000
Canadian Drinking Water Quality (DW)[e]			100	6	10	1,000	n/a	n/a	5,000	5	n/a	50	n/a	1,000	300	10	n/a	n/a	50	1	n/a	n/a	n/a	10	n/a	n/a	200,000	n/a	n/a	n/a	20	n/a	5,000
QUL-23	QUL23	2014 08 25	54.7	< 0.1	0.13	6.24	< 0.1	< 0.5	< 10	< 0.01	16,700	< 0.5	< 0.1	**2.18**	47	< 0.05	< 0.5	1,910	3.02	-	0.357	< 0.5	487	< 0.5	1,630	< 0.01	848	< 0.01	< 0.1	< 10	0.147	< 1	< 3
	QUL23X	2014 08 25	47.5	< 0.1	0.14	6.28	< 0.1	< 0.5	< 10	< 0.01	16,900	< 0.5	< 0.1	1.9	38	< 0.05	< 0.5	1,930	2.44	-	0.336	< 0.5	476	< 0.5	1,630	< 0.01	850	< 0.01	< 0.1	< 10	0.147	< 1	< 3
	QA/QC RPD %		14	*	*	< 1	*	*	*	*	1	*	*	*	*	*	*	1	*	-	6	*	2	*	0	*	< 1	*	*	*	0	*	*
	QUL-23	2014 08 27	***130***	< 0.1	0.15	6.54	< 0.1	< 0.5	< 10	< 0.01	16,600	< 0.5	< 0.1	1.76	135	0.051	0.77	1,970	5.5	< 0.01	0.336	< 0.5	487	< 0.5	1,760	< 0.01	895	< 0.01	< 0.1	< 10	0.148	< 1	< 3
	QUL-23	2014 08 26	66.4	< 0.1	0.14	6.49	< 0.1	< 0.5	< 10	< 0.01	16,200	< 0.5	< 0.1	**2.47**	70	< 0.05	0.57	1,860	4.33	< 0.01	0.311	< 0.5	467	< 0.5	1,570	< 0.01	803	< 0.01	< 0.1	< 10	0.133	< 1	< 3
	QUL-23	2014 08 28	23.8	< 0.1	0.16	5.75	< 0.1	< 0.5	< 10	< 0.05[a]	16,700	< 0.5	< 0.1	0.87	< 30	< 0.05	< 0.5	1,960	1.46	< 0.01	0.373	< 0.5	486	< 0.5	1,560	< 0.01	862	0.027	< 0.1	< 10	0.167	< 1	< 3
	QUL-23	2014 08 29	48.3	< 0.1	0.17	6.56	< 0.1	< 0.5	< 10	< 0.01	16,700	< 0.5	< 0.1	1.58	54	< 0.05	< 0.5	1,940	5.24	< 0.01	0.302	< 0.5	505	< 0.5	1,560	< 0.01	855	< 0.01	< 0.1	< 10	0.133	< 1	< 3
	QUL-23	2014 08 31	23.5	< 0.1	0.12	5.86	< 0.1	< 0.5	< 10	< 0.01	17,700	< 0.5	< 0.1	0.91	< 30	< 0.05	< 0.5	2,120	1.79	< 0.01	0.333	< 0.5	503	< 0.5	1,670	< 0.01	885	< 0.01	< 0.1	< 10	0.145	< 1	3.2
	QUL-23	2014 09 02	32.6	< 0.1	0.14	5.76	< 0.1	< 0.5	< 10	< 0.01	16,400	< 0.5	< 0.1	1.12	31	< 0.05	0.71	1,900	2.21	< 0.01	0.3	< 0.5	472	< 0.5	1,500	< 0.01	835	< 0.01	< 0.1	< 10	0.141	< 1	< 3
	QUL-23	2014 09 03	44.7	< 0.1	0.11	5.86	< 0.1	< 0.5	< 10	< 0.01	17,100	< 0.5	< 0.1	1.24	36	< 0.05	0.64	1,970	2.26	< 0.01	0.319	< 0.5	475	< 0.5	1,620	< 0.01	878	< 0.01	< 0.1	< 10	0.144	< 1	< 3
	QUL-23	2014 09 04	30.4	< 0.1	0.13	5.89	< 0.1	< 0.5	< 10	< 0.01	16,800	< 0.5	< 0.1	1.25	34	< 0.05	0.62	1,940	2.22	-	0.332	< 0.5	466	< 0.5	1,570	< 0.01	828	< 0.01	< 0.1	< 10	0.145	< 1	< 3
	QUL-23	2014 09 06	33.5	< 0.1	0.14	5.91	< 0.1	< 0.5	< 10	< 0.01	16,200	< 0.5	< 0.1	1.68	34	< 0.1	0.75	1,870	2.89	-	0.328	< 0.5	480	< 0.5	1,520	< 0.01	827	< 0.01	< 0.1	< 10	0.145	< 1	< 3
	QUL-23	2014 09 07	31.5	< 0.1	0.12	5.83	< 0.1	< 0.5	< 10	< 0.01	16,700	< 0.5	< 0.1	1.33	< 30	< 0.05	0.76	1,960	1.69	-	0.397	< 0.5	471	< 0.5	1,550	< 0.01	863	< 0.01	< 0.1	< 10	0.16	< 1	6.1
	QUL-23	2014 09 08	60.9	< 0.1	0.14	5.83	< 0.1	< 0.5	< 10	< 0.01	17,000	< 0.5	< 0.1	1.37	69	< 0.05	< 0.5	1,980	3.49	-	0.317	< 0.5	471	< 0.5	1,610	< 0.01	843	< 0.01	< 0.1	< 10	0.142	< 1	< 3
	QUL-23	2014 09 10	***111***	< 0.1	0.17	6.99	< 0.1	< 0.5	< 10	< 0.01	16,700	< 0.5	< 0.1	**2.98**	128	0.091	0.94	1,950	4.83	-	0.334	< 0.5	502	< 0.5	1,760	< 0.01	903	< 0.01	< 0.1	< 10	0.156	< 1	< 3
	QUL-23	2014 09 11	59.9	< 0.1	0.13	6.55	< 0.1	< 0.5	< 10	< 0.01	16,700	< 0.5	< 0.1	**2.53**	57	< 0.05	< 0.5	1,890	3.35	-	0.345	< 0.5	472	< 0.5	1,610	< 0.01	856	< 0.01	< 0.1	< 10	0.156	< 1	< 3
	QUL-23	2014 09 12	74.5	< 0.1	0.14	6.41	< 0.1	< 0.5	< 10	< 0.01	17,000	< 0.5	< 0.1	**2.16**	77	< 0.05	0.83	1,980	3.2	-	0.317	< 0.5	462	< 0.5	1,650	< 0.01	854	< 0.01	< 0.1	< 10	0.142	< 1	< 3
	QUL-23	2014 09 13	49.1	< 0.1	0.13	5.64	< 0.1	< 0.5	< 10	< 0.01	16,600	< 0.5	< 0.1	1.48	43	< 0.05	< 0.5	1,890	2.26	-	0.314	< 0.5	475	< 0.5	1,490	< 0.01	841	< 0.01	< 0.1	< 10	0.152	< 1	< 3
	QUL-23	2014 09 14	32.7	< 0.1	0.11	5.35	< 0.1	< 0.5	< 10	< 0.01	16,800	< 0.5	< 0.1	1.06	< 30	0.054	0.82	1,850	1.55	-	0.278	< 0.5	467	< 0.5	1,430	< 0.01	811	< 0.01	< 0.1	< 10	0.148	< 1	< 3
	QUL-23	2014 09 15	43.2	< 0.1	0.12	5.62	< 0.1	< 0.5	< 10	< 0.01	16,700	< 0.5	< 0.1	1.19	37	< 0.05	0.91	1,880	1.99	-	0.335	< 0.5	466	< 0.5	1,490	< 0.01	831	< 0.01	< 0.1	< 10	0.151	< 1	< 3
	QUL-23	2014 09 16	31	< 0.1	0.1	5.42	< 0.1	< 0.5	< 10	< 0.01	16,900	< 0.5	< 0.1	0.89	< 30	< 0.05	0.77	1,900	1.38	-	0.285	< 0.5	446	< 0.5	1,450	< 0.01	791	< 0.01	< 0.1	< 10	0.145	< 1	< 3
	QUL-23-0M	2014 09 17	22.2	< 0.1	0.11	5.08	< 0.1	< 0.5	< 10	< 0.01	16,900	< 0.5	< 0.1	0.78	< 30	< 0.05	0.87	1,890	1.02	-	0.304	< 0.5	478	< 0.5	1,440	< 0.01	852	< 0.01	< 0.1	< 10	0.162	< 1	< 3
	QUL-23X-0M	2014 09 17	17	< 0.1	0.11	4.94	< 0.1	< 0.5	< 10	< 0.01	17,700	< 0.5	< 0.1	0.75	< 30	< 0.05	< 0.5	1,880	0.886	-	0.301	< 0.5	460	< 0.5	1,460	< 0.01	802	< 0.01	< 0.1	< 10	0.16	< 1	< 3
	QA/QC RPD %		27	*	*	3	*	*	*	*	5	*	*	*	*	*	*	< 1	*	-	< 1	*	4	*	1	*	6	*	*	*	1	*	*
QUL-26	QUL-26-0M	2014 08 11	29.1	< 0.1	0.14	5.87	< 0.1	< 0.5	< 10	< 0.01	16,400	< 0.5	< 0.1	1	< 30	< 0.05	0.91	1,910	4.27	< 0.05	0.332	< 0.5	536	< 0.5	1,570	< 0.01	861	< 0.01	< 0.1	< 10	0.132	< 1	< 3
	QUL-26-13M	2014 08 11	30.9	< 0.1	0.11	5.48	< 0.1	< 0.5	< 10	< 0.01	17,600	< 0.5	< 0.1	1	< 30	< 0.05	0.89	2,000	1.41	< 0.05	0.301	< 0.5	492	< 0.5	1,670	< 0.01	871	0.014	< 0.1	< 10	0.151	< 1	< 3
	QUL-26-24M	2014 08 11	41.7	< 0.1	0.14	5.7	< 0.1	< 0.5	< 10	< 0.01	18,100	< 0.5	< 0.1	1.2	38	< 0.05	0.97	2,080	2.31	< 0.05	0.286	< 0.5	502	< 0.5	1,740	< 0.01	923	< 0.01	< 0.1	< 10	0.154	< 1	< 3
	QUL-26	2014 08 12	20.4	< 0.1	0.14	5.63	< 0.1	< 0.5	< 10	< 0.01	16,400	< 0.5	< 0.1	0.89	< 30	< 0.05	0.76	1,930	2.32	< 0.05	0.339	< 0.5	515	< 0.5	1,620	< 0.01	886	< 0.01	< 0.1	< 10	0.139	< 1	< 3
	QUL-26	2014 08 13	20.2	< 0.1	0.17	7.19	< 0.1	< 0.5	< 10	< 0.01	16,600	< 0.5	< 0.1	0.95	46	< 0.05	0.94	1,980	11.1	< 0.05	0.349	< 0.5	616	< 0.5	1,650	< 0.01	888	< 0.01	< 0.1	< 10	0.123	< 1	< 3
	QUL-26-0M	2014 08 14	16.9	< 0.1	0.12	5.72	< 0.1	< 0.5	< 10	< 0.01	16,200	< 0.5	< 0.1	0.67	< 30	< 0.05	0.75	1,900	3.2	< 0.05	0.329	< 0.5	509	< 0.5	1,610	< 0.01	854	< 0.01	< 0.1	< 10	0.132	< 1	< 3
	QUL-26-12M	2014 08 14	***653***	< 0.1	0.37	16.6	< 0.1	< 0.5	< 10	< 0.01	17,900	< 0.5	0.42	**21.9**	***530***	0.349	1.16	2,250	21.5	< 0.05	0.462	0.68	697	< 0.5	3,170	< 0.01	989	< 0.01	< 0.1	43	0.171	1.9	3.6
	QUL-26-27M	2014 08 14	***342***	< 0.1	0.24	11.2	< 0.1	< 0.5	< 10	< 0.01	18,800	< 0.5	0.19	**7.7**	288	0.148	0.98	2,220	17.1	< 0.05	0.406	0.51	601	< 0.5	2,470	< 0.01	1,030	< 0.01	< 0.1	18	0.181	< 1	< 3
	QUL-26	2014 08 15	19.8	< 0.1	0.13	6.42	< 0.1	< 0.5	< 10	< 0.01	16,100	< 0.5	< 0.1	0.75	< 30	< 0.05	< 0.5	1,900	2.02	-	0.325	< 0.5	489	< 0.5	1,610	< 0.01	852	< 0.01	< 0.1	< 10	0.136	< 1	< 3
	QUL-26	2014 08 16	16.3	< 0.1	0.12	5.52	< 0.1	< 0.5	< 10	< 0.01	16,100	< 0.5	< 0.1	0.64	< 30	< 0.05	< 0.5	1,880	1.56	< 0.05	0.313	< 0.5	470	< 0.5	1,540	< 0.01	811	< 0.01	< 0.1	< 10	0.137	< 1	< 3
	QUL-26-0M	2014 08 17	20.1	< 0.1	0.13	5.79	< 0.1	< 0.5	< 10	< 0.01	15,900	< 0.5	< 0.1	< 1	< 30	< 0.05	0.73	1,860	3.46	< 0.05	0.303	< 0.5	518	< 0.5	1,540	< 0.01	830	< 0.01	< 0.1	< 10	0.131	< 1	< 3
	QUL-26-12M	2014 08 17	***317***	< 0.1	0.25	10.4	< 0.1	< 0.5	< 10	< 0.01	17,300	< 0.5	0.18	**9.16**	252	0.142	1	2,090	9.72	< 0.05	0.304	0.54	574	< 0.5	2,280	< 0.01	899	< 0.01	< 0.1	20	0.16	1.1	< 3
	QUL-26-26M	2014 08 17	***211***	< 0.1	0.2	8.49	< 0.1	< 0.5	< 10	< 0.01	18,300	< 0.5	0.12	**5.2**	170	0.084	1.01	2,180	9.41	< 0.05	0.355	< 0.5	562	< 0.5	2,160	< 0.01	985	< 0.01	< 0.1	13	0.173	< 1	< 3
	QUL-26-0M	2014 08 19	15	< 0.1	0.13	5.47	< 0.1	< 0.5	< 10	< 0.01	16,400	< 0.5	< 0.1	0.58	< 30	< 0.05	0.86	1,900	1.07	-	0.318	< 0.5	483	< 0.5	1,540	< 0.01	860	< 0.01	< 0.1	< 10	0.133	< 1	< 3
	QUL-26-10M	2014 08 19	***245***	< 0.1	0.23	10.3	< 0.1	< 0.5	< 10	< 0.01	17,000	< 0.5	0.17	**10**	213	0.161	1.05	2,010	9.39	-	0.394	0.53	565	< 0.5	2,040	< 0.01	935	< 0.01	< 0.1	14	0.155	< 1	< 3
	QUL-26-20M	2014 08 19	***365***	< 0.1	0.29	11.5	< 0.1	< 0.5	< 10	< 0.01	18,300	< 0.5	0.25	**10.7**	***339***	0.179	1.23	2,240	12.5	< 0.05	0.325	0.6	600	< 0.5	2,470	< 0.01	982	< 0.01	< 0.1	26	0.162	1.2	< 3
	QUL-26-0M	2014 08 21	79.7	< 0.1	0.17	6.44	< 0.1	< 0.5	< 10	< 0.01	16,600	< 0.5	< 0.1	**2.41**	65	< 0.05	0.77	1,970	3.69	-	0.327	1.01	495	< 0.5	1,700	< 0.01	865	< 0.01	< 0.1	< 10	0.143	< 1	< 3
QUL-28	QUL-28-0M	2014 08 11	28.2	< 0.1	0.15	6.41	< 0.1	< 0.5	< 10	< 0.01	16,200	< 0.5	< 0.1	1.03	< 30	< 0.05	0.58	1,910	9.7	< 0.05	0.305	0.52	542	< 0.5	1,560	< 0.01	863	< 0.01	< 0.1	< 10	0.131	< 1	< 3
	QUL-28	2014 08 12	51.3	< 0.1	0.14	6.32	< 0.1	< 0.5	< 10	< 0.01	16,500	< 0.5	< 0.1	1.68	44	< 0.05	0.84	1,900	4.5	< 0.05	0.33	< 0.5	507	< 0.5	1,660	< 0.01	874	< 0.01	< 0.1	< 10	0.139	< 1	< 3
	QUL-28	2014 08 13	22.2	< 0.1	0.15	6.18	< 0.1	< 0.5	< 10	0.013	16,400	< 0.5	< 0.1	0.86	< 30	< 0.05	0.88	1,950	4.82	< 0.05	0.358	< 0.5	536	< 0.5	1,640	< 0.01	888	< 0.01	< 0.1	< 10	0.132	< 1	< 3
QUL-30	QUL-30	2014 08 07	45.4	< 0.1	0.12	5.08	< 0.1	< 0.5	< 10	< 0.01	17,200	< 0.5	< 0.1	< 0.5	65	< 0.05	0.77	1,940	2.32	< 0.05	0.246	< 0.5	476	< 0.5	1,550	< 0.01	807	< 0.01	< 0.1	< 10	0.15	< 1	< 3
QUL-31	QUL-31	2014 08 07	28.8	< 0.1	0.14	5.52	< 0.1	< 0.5	< 10	< 0.01	16,200	< 0.5	< 0.1	0.66	40	< 0.05	0.61	1,970	2.77	< 0.05	0.326	< 0.5	491	< 0.5	1,660	< 0.01	867	< 0.01	< 0.1	< 10	0.135	< 1	< 3
QUL-32	QUL-32	2014 08 06	61	< 0.1	0.12	5.57	< 0.1	< 0.5	< 10	< 0.01	17,400	< 0.5	< 0.1	0.68	87	< 0.05	0.83	2,010	2.8	< 0.05	0.256	< 0.5	512	< 0.5	1,660	< 0.01	1,000	< 0.01	< 0.1	< 10	0.155	< 1	< 3
QUL-33	QUL-33	2014 08 06	15.2	< 0.1	0.1	4.81	< 0.1	< 0.5	< 10	< 0.01	17,000	< 0.5	< 0.1	< 0.5	< 30	< 0.05	0.66	1,930	0.875	< 0.05	0.238	< 0.5	444	< 0.5	1,500	< 0.01	799	< 0.01	< 0.1	< 10	0.147	< 1	< 3

Associated ALS files: L1498519, L1498533, L1499166, L1499203, L1499703, L1499707, L1499710, L1499926, L1499947, L1500619, L1501501, L1501518, L1502349, L1502364, L1502370, L1502388, L1503057, L1503061, L1503079, L1503910, L1503913, L1503928, L1503932, L1503933, L1503934, L1504180, L1504213, L1504220, L1504251, L1504261, L1504997, L1505918, L1506551, L1506571, L1506577, L1506586, L1500164, L1502370, L1506989, L1506996, L1507001, L1507291, L1507298, L1506992, L1507259, L1507347, L1507948, L1507972, L1507977, L1508637, L1508673, L1509507, L1508649, L1509597, L1510231, L1510268, L1510289, L1510741, L1510746, L1511190, L1511225, L1511232, L1511817, L1511758, L1511787, L1511850, L1511886, L1511905, L1512681, L1512726, L1513326, L1513353, L1513820, L1513828, L1514716, L1514724, L1514735, L1514765, L1507963, L1514731, L1514737, L1515541, L1515553, L1515572, L1518945, L1516292, L1516846, L1516856, L1517429, L1517430, L1517431, L1517432, L1518138, L1518251, L1518254, L1518260, L1518267, L1518976, L1519008, L1519837, L1519791, L1520433, L1520459, L1520931.

All terms defined within the body of SNC-Lavalin's report (available upon request).

< Denotes concentration less than indicated detection limit or RPD less than indicated value.

- Denotes analysis not conducted.

n/a Denotes no applicable standard.

* RPDs are not normally calculated where one or more concentrations are less than five times MDL.

SHADED Concentration greater than BCWQG Aquatic Life (AW) guideline.

BOLD Concentration greater than BCWQG Drinking Water (DW) guideline.

SHADED Concentration greater than BCWQG Aquatic Life (30day) (AW) guideline.

BOLD Concentration greater than or equal to Canadian Drinking Water Quality (DW) guideline.

[a] Laboratory detection limit out of range.

[b] British Columbia Approved Water Quality Guidelines 2006 Edition, updated 2014.

[c] A Compendium of Working Water Quality Guidelines for British Columbia, updated August 2006.

[d] Guideline varies with pH, and/or either Temperature or Hardness or chloride

[e] Health Canada Drinking Water Guidelines, 2012.

[f] Guideline for Nitrate applied.

[g] The total phosphorus guideline is a measure of lake productivity and is based on spring overturn or an average of summer samples and is not applicable to single sample results at this point in time.

[h] Calculated based on an individual sample basis, not average of 30 day results.

[i] Secondary chronic or chronic value, not 30 day mean.

[j] Guideline not applicable for site situation.

TABLE 1a: Summary of Analytical Results for Mount Polley, Quesnel Lake and River - Surface Water DRAFT

Sample Location	Sample ID	Sample Date (yyyy mm dd)	Physical Parameters									Total Inorganics												
			Hardness (mg/L)	pH (field) (pH)	pH (pH)	Temperature (field) (C)	Turbidity (NTU)	Conductivity (µS/cm)	TDS (mg/L)	TSS (mg/L)	DOC (mg/L)	Total Kjeldahl Nitrogen (N) (mg/L)	Total Nitrogen (N) (mg/L)	Ammonia Nitrogen (µg/L)	Nitrate Nitrogen (µg/L)	Nitrite Nitrogen (µg/L)	Nitrate+Nitrite Nitrogen (µg/L)	Chloride (mg/L)	Fluoride (µg/L)	Sulphate (mg/L)	Total Alkalinity (as CaCO3) (mg/L)	Bromide (mg/L)	Ortho-phosphate (mg/L)	Total Phosphorus[g] (mg/L)
BC Guidelines																								
BCWQG Aquatic Life (AW)[b,c]			n/a	6.5-9.0	6.5-9.0		Change of 8	n/a	n/a	Change of 25	n/a	n/a	n/a	5,680-18,400[d]	32,800	60-120[d]	32,800[f]	600	988.2-1579[d]	n/a	n/a	n/a	n/a	0.005-0.015
BCWQG Aquatic Life (30day) (AW)[b,c,h]			n/a	n/a	n/a	+/-1 Degree change from ambient	Change of 2	n/a	n/a	Change of 5	+20% of median background	n/a	n/a	1,090-1,770[d]	3,000	20-40[d]	3,000[f]	150	n/a	128-429[d]	n/a	n/a	n/a	n/a
BCWQG Drinking Water (DW)[b,c]			n/a	6.5-8.5	6.5-8.5	n/a[i]	Change of 1	n/a	n/a	n/a	n/a	n/a	n/a	n/a	10,000	1,000	10,000[f]	250	1,000	500	n/a	n/a	n/a	0.01
Canadian Drinking Water Quality (DW)[e]			n/a	6.5-8.5	6.5-8.5	n/a[i]	n/a[i]	n/a	500	n/a	n/a	n/a	n/a	n/a	10,000	1,000	n/a	250	1,500	500	n/a	n/a	n/a	n/a
QUL-34	QUL-34-6M	2014 08 13	47.2	-	7.97	20.2	0.31	97.8	62	< 3	2.03	-	0.118	< 5	50.5	< 1	-	< 0.5	32	5.62	44.1	-	< 0.001	< 0.002[a]
QUL-35	QUL-35-3M	2014 08 14	48.8	8.16	7.9	21.1	0.34	97.5	63	< 3	2.1	-	0.102	< 5	40.6	< 1	-	< 0.5	36	5.62	43.7	-	< 0.001	< 0.002[a]
	QUL-35	2014 08 24	51.4	-	-	-	2.25	-	63	15.4	2.18	-	0.183	< 5	84.3	< 1	-	< 0.5	36	5.79	46.9	-	< 0.001	< 0.002[a]
QUL-36	QUL-36-8M	2014 08 14	48.4	8.08	7.95	18.0	0.29	97.3	66	< 3	2.05	-	0.12	< 5	52.1	< 1	-	< 0.5	36	5.62	43.7	-	< 0.001	< 0.002[a]
QUL-37	QUL-37-0M	2014 08 15	49.1	8.13	7.98	20.1	0.27	96.9	66	< 3	1.77	-	0.103	< 5	48.7	< 1	-	< 0.5	35	5.66	44.3	-	0.0011	**0.0027**
	QUL-37-7M	2014 08 15	49	8.13	7.97	18.6	0.28	97	63	< 3	1.72	-	0.113	< 5	58.9	< 1	-	< 0.5	36	5.64	43.6	-	< 0.001	**0.0021**
	QUL-37-TAP	2014 08 15	49.4	-	-	-	0.32	-	63	3.9	1.68	-	0.111	< 5	50.6	< 1	-	< 0.5	35	5.67	43.7	-	< 0.001	**0.0021**
	QUL-37	2014 08 24	59.7	-	-	-	0.6	-	71	< 3	2.19	-	0.138	< 5	43.5	< 1	-	< 0.5	34	5.84	52.8	-	< 0.001	< 0.002[a]
QUL-38	QUL-38	2014 08 18	48.4	7.11	7.97	18.3	0.35	97.5	59	< 3	2.44	-	0.155	5.3	48.9	< 1	-	< 0.5	34	5.64	43.9	-	< 0.001	< 0.002[a]
	QUL-38-2M	2014 08 26	50.2	7.93	7.98	17.6	0.71	100	62	< 3	2.1	-	0.128	< 5	55	< 1	-	< 0.5	35	5.78	45.1	-	< 0.001	< 0.002[a]
	QUL-38	2014 09 10	51.7	7.56	7.91	8.5	1.1	104	72	< 3	1.92	0.094	0.209	< 5	115	< 1	-	< 0.5	33	6.11	46	-	< 0.001	< 0.002[a]
	QUL-38X	2014 09 10	52.1	7.56	7.89	8.5	1.36	104	65	< 3	1.81	0.098	0.221	< 5	123	< 1	-	< 0.5	33	6.18	48.8	-	< 0.001	< 0.002[a]
	QA/QC RPD %		1	0	0	0	21	0	10	*	*	*	6	*	7	*	-	*	*	1	6	-	*	*
QUL-39	QUL-39	2014 08 18	49.8	7.64	7.9	16.1	0.46	98	71	< 3	2.3	-	0.163	5.9	86.3	< 1	-	< 0.5	34	5.75	44	-	< 0.001	< 0.002[a]
QUL-60	QUL-60	2014 08 18	49.4	7.70	7.97	15.3	0.64	97.8	69	< 3	2.43	-	0.149	5.6	72.4	< 1	-	< 0.5	34	5.71	44.2	-	< 0.001	< 0.002[a]
	QUL-60	2014 08 24	50	-	-	-	0.85	-	62	< 3	2.51	-	0.13	< 5	69.6	< 1	-	< 0.5	35	5.75	45.4	-	< 0.001	< 0.002[a]
	QUL-60-3M	2014 08 26	49.8	7.91	7.94	17.4	0.78	100	69	< 3	2.23	-	0.131	< 5	56.5	< 1	-	< 0.5	34	5.79	45	-	< 0.001	< 0.002[a]
QUL-61	QUL-61	2014 08 18	49.2	7.76	7.97	13.9	0.54	97.9	66	< 3	2.25	-	0.154	5.8	79.3	< 1	-	< 0.5	34	5.73	44.6	-	< 0.001	< 0.002[a]
	QUL-61-2M	2014 08 26	50.2	7.93	7.99	17.8	0.67	100	62	< 3	2.2	-	0.13	< 5	56.2	< 1	-	< 0.5	34	5.78	44.7	-	< 0.001	< 0.002[a]
QUL-62	QUL-62	2014 08 18	48.5	7.83	7.97	17.7	0.36	96.9	67	< 3	2.4	-	0.252	5.2	57.5	< 1	-	< 0.5	34	5.66	44	-	< 0.001	< 0.002[a]
QUL-63	QUL-63	2014 08 18	48.9	7.81	7.96	17.4	0.45	97.4	67	< 3	2.31	-	0.137	6.2	60.5	< 1	-	< 0.5	34	5.68	44	-	< 0.001	< 0.002[a]
QUL-64	QUL-64	2014 08 18	48.1	7.88	7.97	18.3	0.29	96.9	70	< 3	2.37	-	0.135	5.7	48.2	< 1	-	< 0.5	34	5.65	44.1	-	< 0.001	< 0.002[a]
	QUL-64-2M	2014 08 27	49.7	8.03	7.99	17.7	0.78	99	71	< 3	2.14	-	0.122	< 5	52.9	< 1	-	< 0.5	34	5.79	44.4	-	< 0.001	**0.0021**
QUL-65	QUL65-45M	2014 08 19	72.7	7.83	7.97	6.4	104	160	112	28.2	1.9	-	0.486	53.9	243	1.9	-	0.62	70	18.3	60.3	-	< 0.001	< 0.002[a]
QUL-66	QUL66-40M	2014 08 19	72.5	7.81	8	6.8	122	159	113	32.9	1.9	-	0.375	46.9	232	1.7	-	0.63	73	18.2	60.8	-	< 0.001	< 0.002[a]
	QUL66-40MX	2014 08 19	72.9	7.81	7.99	6.8	127	159	117	40.9	1.93	-	0.375	50.6	230	1.6	-	0.61	72	18.1	60.4	-	< 0.001	< 0.002[a]
	QA/QC RPD %		< 1	0	< 1	0	4	0	3	22	*	-	0	*	< 1	*	-	*	*	< 1	< 1	-	*	*
	QUL66-40M	2014 08 21	69.4	8.09	7.9	6.8	111	146	106	20.9	1.86	-	0.339	40.1	209	1.4	-	0.56	69	16.5	58.5	-	< 0.001	< 0.002[a]
	QUL-66-0M	2014 08 26	50.5	7.70	7.97	18.6	1.85	98.5	69	< 3	2.26	-	0.132	< 5	49.1	< 1	-	< 0.5	35	5.88	44.4	-	< 0.001	**0.002**
	QUL-66-10M	2014 08 26	53	7.70	8	13.0	6.63	105	73	4.8	2.14	-	0.184	5.4	83.2	< 1	-	< 0.5	36	6.73	51.6	-	< 0.001	**0.0025**
	QUL-66-58M	2014 08 26	74.6	7.78	8.04	6.5	71.3	160	123	39.2	2.18	-	0.427	56	250	2.3	-	0.62	71	18.8	61.5	-	0.0016	0.0052
	QUL-66-0M	2014 08 28	49.3	8.10	7.97	18.9	0.4	97	63	6.5	2.71	-	0.118	5.2	< 50	< 10	-	< 5	220	5.3	45.5	-	< 0.001	< 0.002[a]
	QUL-66-18M	2014 08 28	54	8.02	7.98	9.4	17.3	107	66	29.6	2.17	-	0.185	7.5	115	< 1	-	< 0.5	36	6.36	50	-	< 0.001	< 0.002[a]
	QUL-66-40M	2014 08 28	67.5	7.92	8	6.3	73.4	149	102	20.8	2.19	-	0.409	50.3	214	1.4	-	0.52	69	16.2	59.8	-	0.0011	**0.004**
	QUL-66X-40M	2014 08 28	64.4	7.92	7.98	6.3	71.8	137	93	56.7	2.11	-	0.319	37.8	197	1.1	-	< 0.5	63	13.9	58.3	-	< 0.001	**0.0032**
	QA/QC RPD %		5	0	< 1	0	2	8	9	93	*	-	25	28	8	*	-	*	*	15	3	-	*	*
	QUL-66-0M	2014 08 30	49.1	8.04	7.97	18.2	0.6	96.8	61	3.8	1.97	-	0.123	< 5	44.4	< 1	-	< 0.5	34	5.69	44.7	-	< 0.001	< 0.002[a]
	QUL-66-16M	2014 08 30	53.4	7.65	7.98	10.5	7.06	105	65	7.6	1.92	-	0.177	6.8	108	< 1	-	< 0.5	36	6.17	48.6	-	< 0.001	< 0.002[a]
	QUL-66-39M	2014 08 30	69.9	7.86	8.02	6.6	83.1	157	104	31.6	2.03	-	0.369	64.3	211	2.8	-	0.62	88	18.2	59.5	-	0.0017	**0.0041**
	QUL-66-0M	2014 09 03	49.5	7.79	7.96	18.5	2.37	97.9	66	< 3	2.09	-	0.108	< 5	38.9	< 1	-	< 0.5	33	5.76	45.5	-	< 0.001	< 0.002[a]
	QUL-66-14M	2014 09 03	53.3	-	7.95	5.6	6.79	106	72	16.4	1.99	-	0.177	< 5	130	< 1	-	< 0.5	35	6.19	49.3	-	< 0.001	< 0.002[a]
	QUL-66-45M	2014 09 03	67.8	-	8.06	6.8	107	152	108	40.6	2.18	-	0.428	46.3	180	2.5	-	0.57	77	17.8	60.1	-	0.0031	**0.0049**
	QUL-66-0M	2014 09 07	48.6	8.09	7.97	17.15	0.61	98.3	59	< 3	1.99	-	0.121	< 5	40.4	< 1	-	< 0.5	32	5.79	46.9	-	< 0.001	**0.0032**
	QUL-66-10M	2014 09 07	50.9	7.81	7.95	15.1	4.1	101	64	3.5	1.97	-	0.123	< 5	39.2	< 1	-	< 0.5	33	6.11	47.2	-	< 0.001	< 0.002[a]
	QUL-66-50M	2014 09 07	68.7	8.01	8.05	6.7	65.1	152	102	15.2	2	-	0.293	46.6	178	3.3	-	0.56	74	17.6	61.1	-	0.0023	**0.0037**
	QUL-66X-50M	2014 09 07	68.2	8.01	8.03	6.7	71.4	152	103	13.9	2.1	-	0.307	48.3	175	3.5	-	0.57	73	17.4	60.2	-	0.0022	**0.0037**
	QA/QC RPD %		< 1	0	< 1	0	9	0	< 1	*	*	-	5	4	2	*	-	*	*	1	2	-	*	*

Associated ALS files: L1498519, L1498533, L1499166, L1499203, L1499703, L1499707, L1499710, L1499926, L1499947, L1500619, L1501501, L1501518, L1502349, L1502364, L1502370, L1502388, L1503057, L1503061, L1503079, L1503910, L1503913, L1503928, L1503932, L1503933, L1503934, L1504180, L1504213, L1504220, L1504251, L1504261, L1504997, L1505918, L1506551, L1506571, L1506577, L1506586, L1500164, L1502370, L1506989, L1506996, L1507001, L1507291, L1507298, L1506992, L1507259, L1507347, L1507948, L1507972, L1507977, L1508637, L1508673, L1509507, L1508649, L1509597, L1510231, L1510268, L1510289, L1510741, L1510746, L1511190, L1511225, L1511232, L1511817, L1511758, L1511787, L1511850, L1511886, L1511905, L1512681, L1512726, L1513326, L1513353, L1513820, L1513828, L1514716, L1514724, L1514735, L1514765, L1507963, L1514731, L1514737, L1515541, L1515553, L1515572, L1518945, L1516292, L1516846, L1516856, L1517429, L1517430, L1517431, L1517432, L1518138, L1518251, L1518254, L1518260, L1518267, L1518976, L1519008, L1519837, L1519791, L1520433, L1520459, L1520931.

All terms defined within the body of SNC-Lavalin's report (available upon request).

< Denotes concentration less than indicated detection limit or RPD less than indicated value.

- Denotes analysis not conducted.

n/a Denotes no applicable standard.

* RPDs are not normally calculated where one or more concentrations are less than five times MDL.

SHADED Concentration greater than BCWQG Aquatic Life (AW) guideline.

BOLD Concentration greater than BCWQG Drinking Water (DW) guideline.

SHADED Concentration greater than BCWQG Aquatic Life (30day) (AW) guideline.

BOLD Concentration greater than or equal to Canadian Drinking Water Quality (DW) guideline.

[a] Laboratory detection limit out of range.

[b] British Columbia Approved Water Quality Guidelines 2006 Edition, updated 2014.

[c] A Compendium of Working Water Quality Guidelines for British Columbia, updated August 2006.

[d] Guideline varies with pH, and/or either Temperature or Hardness or chloride

[e] Health Canada Drinking Water Guidelines, 2012.

[f] Guideline for Nitrate applied.

[g] The total phosphorus guideline is a measure of lake productivity and is based on spring overturn or an average of summer samples and is not applicable to single sample results at this point in time.

[h] Calculated based on an individual sample basis, not average of 30 day results.

[i] Secondary chronic or chronic value, not 30 day mean.

[j] Guideline not applicable for site situation.

TABLE 1a: Summary of Analytical Results for Mount Polley, Quesnel Lake and River - Surface Water DRAFT

Sample Location	Sample ID	Sample Date (yyyy mm dd)	Dissolved Metals																											
			Dissolved Aluminum (µg/L)	Dissolved Calcium (mg/L)	Dissolved Iron (µg/L)	Dissolved Magnesium (mg/L)	Dissolved Manganese (µg/L)	Dissolved Potassium (mg/L)	Dissolved Sodium (mg/L)	Antimony (µg/L)	Arsenic (µg/L)	Barium (µg/L)	Beryllium (µg/L)	Boron (µg/L)	Cadmium (µg/L)	Chromium (µg/L)	Cobalt (µg/L)	Copper (µg/L)	Lead (µg/L)	Lithium (µg/L)	Mercury (µg/L)	Molybdenum (µg/L)	Nickel (µg/L)	Selenium (µg/L)	Silver (µg/L)	Thallium (µg/L)	Titanium (µg/L)	Uranium (µg/L)	Vanadium (µg/L)	Zinc (µg/L)
BC Guidelines																														
BCWQG Aquatic Life (AW)[b,c]			100[d]	n/a	350	n/a	n/a	n/a	n/a	n/a	n/a	n/a	n/a	n/a	n/a	n/a	n/a	n/a	n/a	n/a	n/a	n/a	n/a	n/a	n/a	n/a	n/a	n/a	n/a	n/a
BCWQG Aquatic Life (30day) (AW)[b,c,h]			50[d]	n/a	n/a	n/a	n/a	n/a	n/a	n/a	n/a	n/a	n/a	n/a	n/a	n/a	n/a	n/a	n/a	n/a	n/a	n/a	n/a	n/a	n/a	n/a	n/a	n/a	n/a	n/a
BCWQG Drinking Water (DW)[b,c]			200	n/a	n/a	n/a	n/a	n/a	n/a	n/a	n/a	n/a	n/a	n/a	n/a	n/a	n/a	n/a	n/a	n/a	n/a	n/a	n/a	n/a	n/a	n/a	n/a	n/a	n/a	n/a
Canadian Drinking Water Quality (DW)[e]			n/a	n/a	n/a	n/a	n/a	n/a	n/a	n/a	n/a	n/a	n/a	n/a	n/a	n/a	n/a	n/a	n/a	n/a	n/a	n/a	n/a	n/a	n/a	n/a	n/a	n/a	n/a	n/a
QUL-34	QUL-34-6M	2014 08 13	10.8	15.9	< 30	1.84	0.13	0.456	0.826	< 0.1	< 0.1	5.23	< 0.1	< 10	< 0.01	< 0.5	< 0.1	< 0.5	< 0.05	0.74	-	0.31	< 0.5	< 0.5	< 0.01	< 0.01	< 10	0.141	< 1	< 3
QUL-35	QUL-35-3M	2014 08 14	11.1	16.4	< 30	1.91	0.547	0.488	0.858	< 0.1	0.11	5.37	< 0.1	< 10	< 0.01	< 0.5	< 0.1	0.54	< 0.05	0.71	-	0.314	< 0.5	< 0.5	< 0.01	< 0.01	< 10	0.124	< 1	< 3
	QUL-35	2014 08 24	9.1	17.4	< 30	1.94	0.792	0.453	0.792	< 0.1	< 0.1	5.04	< 0.1	< 10	< 0.01	< 0.5	< 0.1	0.68	< 0.05	0.92	-	0.255	< 0.5	< 0.5	< 0.01	< 0.01	< 10	0.137	< 1	< 3
QUL-36	QUL-36-8M	2014 08 14	11.4	16.3	< 30	1.86	0.203	0.472	0.818	< 0.1	0.11	5.2	< 0.1	< 10	< 0.01	< 0.5	< 0.1	< 0.5	< 0.05	0.66	-	0.288	< 0.5	< 0.5	< 0.01	< 0.01	< 10	0.126	< 1	< 3
QUL-37	QUL-37-0M	2014 08 15	10.3	16.6	< 30	1.86	0.37	0.456	0.808	< 0.1	< 0.1	5.05	< 0.1	< 10	< 0.01	< 0.5	< 0.1	< 0.5	< 0.05	< 0.5	-	0.29	< 0.5	< 0.5	< 0.01	< 0.01	< 10	0.136	< 1	< 3
	QUL-37-7M	2014 08 15	10.2	16.5	< 30	1.86	0.233	0.459	0.805	< 0.1	0.1	5.01	< 0.1	< 10	< 0.01	< 0.5	< 0.1	< 0.5	< 0.05	< 0.5	-	0.27	< 0.5	< 0.5	< 0.01	< 0.01	< 10	0.135	< 1	< 3
	QUL-37-TAP	2014 08 15	10.7	16.7	< 30	1.87	0.145	0.451	0.799	< 0.1	0.11	5.33	< 0.1	< 10	< 0.01	< 0.5	< 0.1	2.36	0.321	< 0.5	-	0.302	< 0.5	< 0.5	< 0.01	< 0.01	< 10	0.143	< 1	4
	QUL-37	2014 08 24	10.1	19.8	< 30	2.49	2.19	0.51	0.932	< 0.1	0.29	5.52	< 0.1	< 10	< 0.01	< 0.5	< 0.1	0.5	< 0.05	0.8	-	0.395	< 0.5	< 0.5	< 0.01	< 0.01	< 10	0.171	< 1	< 3
QUL-38	QUL-38	2014 08 18	9.8	16.2	< 30	1.9	0.386	0.462	0.822	< 0.1	0.11	5.28	< 0.1	< 10	< 0.01	< 0.5	< 0.1	0.55	< 0.05	0.72	-	0.292	< 0.5	< 0.5	< 0.01	< 0.01	< 10	0.132	< 1	< 3
	QUL-38-2M	2014 08 26	9.6	16.9	< 30	1.92	0.786	0.453	0.825	< 0.1	0.12	5.47	< 0.1	< 10	< 0.01	< 0.5	< 0.1	0.98	< 0.05	0.58	-	0.301	< 0.5	< 0.5	< 0.01	< 0.01	< 10	0.129	< 1	< 3
	QUL-38	2014 09 10	7.7	17.4	< 30	1.98	1.08	0.47	0.916	< 0.1	0.11	5.76	< 0.1	< 10	< 0.01	< 0.5	< 0.1	1.25	< 0.05	0.85	-	0.296	< 0.5	< 0.5	< 0.01	< 0.01	< 10	0.152	< 1	< 3
	QUL-38X	2014 09 10	8.2	17.6	< 30	2	1.23	0.47	0.928	< 0.1	0.12	5.66	< 0.1	< 10	< 0.01	< 0.5	< 0.1	1.08	< 0.05	0.86	-	0.317	< 0.5	< 0.5	< 0.01	< 0.01	< 10	0.153	< 1	< 3
	QA/QC RPD %		*	1	*	1	13	0	1	*	*	2	*	*	*	*	*	*	*	*	-	7	*	*	*	*	*	1	*	*
QUL-39	QUL-39	2014 08 18	9.9	16.8	< 30	1.91	0.271	0.446	0.83	< 0.1	< 0.1	4.96	< 0.1	< 10	< 0.01	< 0.5	< 0.1	< 0.5	< 0.05	0.79	-	0.262	< 0.5	< 0.5	< 0.01	< 0.01	< 10	0.137	< 1	< 3
QUL-60	QUL-60	2014 08 18	10.7	16.6	< 30	1.91	0.529	0.459	0.815	< 0.1	0.1	5.27	< 0.1	< 10	< 0.01	< 0.5	< 0.1	0.63	< 0.05	0.7	-	0.277	< 0.5	< 0.5	< 0.01	< 0.01	< 10	0.134	< 1	< 3
	QUL-60	2014 08 24	9	16.9	< 30	1.9	0.828	0.458	0.811	< 0.1	< 0.1	5.39	< 0.1	< 10	< 0.01	< 0.5	< 0.1	0.94	< 0.05	0.87	-	0.291	< 0.5	< 0.5	< 0.01	< 0.01	< 10	0.136	< 1	< 3
	QUL-60-3M	2014 08 26	10	16.8	< 30	1.91	0.847	0.452	0.808	< 0.1	0.1	5.52	< 0.1	< 10	< 0.01	< 0.5	< 0.1	1.07	< 0.05	0.55	-	0.296	< 0.5	< 0.5	< 0.01	< 0.01	< 10	0.13	< 1	< 3
QUL-61	QUL-61	2014 08 18	10	16.6	< 30	1.89	0.412	0.456	0.818	< 0.1	0.1	5.22	< 0.1	< 10	< 0.01	< 0.5	< 0.1	0.57	< 0.05	0.84	-	0.269	< 0.5	< 0.5	< 0.01	< 0.01	< 10	0.134	< 1	< 3
	QUL-61-2M	2014 08 26	10.5	17	< 30	1.92	0.866	0.463	0.83	< 0.1	0.11	5.47	< 0.1	< 10	< 0.01	< 0.5	< 0.1	1.01	< 0.05	0.59	-	0.293	< 0.5	< 0.5	< 0.01	< 0.01	< 10	0.133	< 1	< 3
QUL-62	QUL-62	2014 08 18	9.4	16.3	< 30	1.88	0.328	0.466	0.816	< 0.1	0.11	5.23	< 0.1	< 10	< 0.01	< 0.5	< 0.1	0.51	< 0.05	0.74	-	0.287	< 0.5	< 0.5	< 0.01	< 0.01	< 10	0.137	< 1	< 3
QUL-63	QUL-63	2014 08 18	12.6	16.4	< 30	1.9	0.503	0.45	0.82	< 0.1	0.11	5.39	< 0.1	< 10	< 0.01	< 0.5	< 0.1	0.53	< 0.05	0.72	-	0.285	< 0.5	< 0.5	< 0.01	< 0.01	< 10	0.135	< 1	< 3
QUL-64	QUL-64	2014 08 18	10.5	16.2	< 30	1.89	0.444	0.47	0.83	< 0.1	0.11	5.28	< 0.1	< 10	< 0.01	< 0.5	< 0.1	0.56	< 0.05	0.72	-	0.292	< 0.5	< 0.5	< 0.01	< 0.01	< 10	0.13	< 1	< 3
	QUL-64-2M	2014 08 27	9.5	16.8	< 30	1.92	0.903	0.453	0.839	< 0.1	< 0.1	5.55	< 0.1	< 10	< 0.01	< 0.5	< 0.1	0.96	< 0.05	0.65	-	0.304	< 0.5	< 0.5	< 0.01	< 0.01	< 10	0.136	< 1	< 3
QUL-65	QUL65-45M	2014 08 19	14.8	24.6	< 30	2.75	113	1.07	3.71	0.29	0.84	20.2	< 0.1	< 10	0.014	< 0.5	< 0.1	4.89	< 0.05	0.96	-	6.12	< 0.5	0.65	< 0.01	< 0.01	< 10	0.718	< 1	5.9
QUL-66	QUL66-40M	2014 08 19	15.9	24.5	< 30	2.73	100	1.12	3.83	0.29	0.84	19.7	< 0.1	< 10	< 0.01	< 0.5	< 0.1	5.58	< 0.05	1.2	-	6.36	< 0.5	0.62	< 0.01	< 0.01	< 10	0.728	1	< 3
	QUL66-40MX	2014 08 19	16.8	24.7	< 30	2.75	100	1.12	3.87	0.29	0.85	19.8	< 0.1	< 10	< 0.01	< 0.5	< 0.1	5.46	< 0.05	1.11	-	6.31	< 0.5	0.64	< 0.01	< 0.01	< 10	0.723	1	< 3
	QA/QC RPD %		6	< 1	*	< 1	0	0	1	*	1	< 1	*	*	*	*	*	2	*	*	-	< 1	*	*	*	*	*	< 1	*	*
	QUL66-40M	2014 08 21	13.7	23.5	< 30	2.59	77.3	1.05	3.51	0.25	0.7	18.9	< 0.1	< 10	< 0.01	< 0.5	< 0.1	5.52	< 0.05	0.55	< 0.05	5.66	< 0.5	0.55	< 0.01	< 0.01	< 10	0.656	< 1	< 3
	QUL-66-0M	2014 08 26	9.9	17.1	< 30	1.93	2.31	0.46	0.819	< 0.1	< 0.1	5.74	< 0.1	< 10	< 0.01	< 0.5	< 0.1	0.96	< 0.05	0.61	-	0.298	< 0.5	< 0.5	< 0.01	< 0.01	< 10	0.132	< 1	< 3
	QUL-66-10M	2014 08 26	9.9	17.9	< 30	2.01	6.44	0.49	0.974	< 0.1	0.14	7.36	< 0.1	< 10	< 0.01	< 0.5	< 0.1	2.93	< 0.05	0.6	-	0.448	< 0.5	< 0.5	< 0.01	< 0.01	< 10	0.147	< 1	< 3
	QUL-66-58M	2014 08 26	15.3	25.3	< 30	2.77	108	1.02	3.56	0.28	0.81	19.1	< 0.1	< 10	< 0.01	< 0.5	< 0.1	5.26	< 0.05	0.94	-	5.83	< 0.5	0.66	< 0.01	< 0.01	< 10	0.673	< 1	< 3
	QUL-66-0M	2014 08 28	10.1	16.6	< 30	1.93	0.447	0.471	0.822	< 0.1	0.14	5.28	< 0.1	< 10	< 0.01	< 0.5	< 0.1	0.54	< 0.05	0.79	-	0.294	< 0.5	< 0.5	< 0.01	< 0.01	< 10	0.138	< 1	< 3
	QUL-66-18M	2014 08 28	10.6	18.3	< 30	2.01	9.34	0.48	0.904	< 0.1	0.12	8.62	< 0.1	< 10	< 0.01	< 0.5	< 0.1	3.43	< 0.05	< 0.5	-	0.367	< 0.5	< 0.5	< 0.01	< 0.01	< 10	0.152	< 1	< 3
	QUL-66-40M	2014 08 28	35.3	22.8	< 30	2.54	69.3	0.981	3.3	0.24	0.7	17.1	< 0.1	< 10	< 0.01	< 0.5	< 0.1	5.71	< 0.05	0.64	-	4.96	< 0.5	0.52	< 0.01	< 0.01	< 10	0.595	< 1	< 3
	QUL-66X-40M	2014 08 28	12.7	21.8	< 30	2.44	54.5	0.859	2.73	0.34	0.73	14.7	0.29	< 10	0.023	< 0.5	< 0.1	5.01	0.156	0.65	-	3.94	< 0.5	< 0.5	< 0.01	< 0.01	< 10	0.552	< 1	< 3
	QA/QC RPD %		*	5	*	4	24	13	19	*	4	15	*	*	*	*	*	13	*	*	-	23	*	*	*	*	*	8	*	*
	QUL-66-0M	2014 08 30	9.8	16.5	< 30	1.93	0.607	0.469	0.818	< 0.1	0.11	5.41	< 0.1	< 10	< 0.01	< 0.5	< 0.1	0.58	< 0.05	0.56	-	0.269	< 0.5	< 0.5	< 0.01	< 0.01	< 10	0.139	< 1	< 3
	QUL-66-16M	2014 08 30	9.3	18.1	< 30	1.99	7.68	0.488	0.911	< 0.1	0.12	8.36	< 0.1	< 10	< 0.01	< 0.5	< 0.1	3.97	< 0.05	0.62	-	0.353	< 0.5	< 0.5	< 0.01	< 0.01	< 10	0.155	< 1	< 3
	QUL-66-39M	2014 08 30	16.2	23.7	< 30	2.62	74.9	1.15	4.09	0.3	0.83	18.4	< 0.1	< 10	< 0.01	< 0.5	< 0.1	6.01	< 0.05	0.81	-	6.86	< 0.5	0.58	< 0.01	< 0.01	< 10	0.693	< 1	< 3
	QUL-66-0M	2014 09 03	9.8	16.6	< 30	1.93	1.33	0.478	0.897	< 0.1	0.12	5.68	< 0.1	< 10	< 0.01	< 0.5	< 0.1	0.74	< 0.05	0.51	-	0.315	< 0.5	< 0.5	< 0.01	< 0.01	< 10	0.131	< 1	< 3
	QUL-66-14M	2014 09 03	7.1	18	< 30	2.03	2.73	0.486	0.905	< 0.1	0.11	6.11	< 0.1	< 10	< 0.01	< 0.5	< 0.1	1.67	< 0.05	0.81	-	0.328	< 0.5	< 0.5	< 0.01	< 0.01	< 10	0.149	< 1	< 3
	QUL-66-45M	2014 09 03	14.4	23	< 30	2.54	56.2	1.19	4.03	0.34	0.81	17.6	< 0.1	< 10	< 0.01	< 0.5	< 0.1	6.2	< 0.05	0.84	-	7.05	< 0.5	0.52	< 0.01	< 0.01	< 10	0.657	1.1	< 3
	QUL-66-0M	2014 09 07	9.9	16.3	< 30	1.9	0.34	0.466	0.833	< 0.1	< 0.1	5.43	< 0.1	< 10	< 0.01	< 0.5	< 0.1	0.7	< 0.05	0.74	-	0.283	< 0.5	< 0.5	< 0.01	< 0.01	< 10	0.139	< 1	< 3
	QUL-66-10M	2014 09 07	9.2	17.1	< 30	2	4.73	0.497	0.918	< 0.1	0.13	7.05	< 0.1	< 10	< 0.01	< 0.5	< 0.1	1.61	< 0.05	0.69	-	0.35	< 0.5	< 0.5	< 0.01	< 0.01	< 10	0.143	< 1	< 3
	QUL-66-50M	2014 09 07	15.4	23.3	< 30	2.55	54.4	1.19	3.97	0.3	0.81	17.3	< 0.1	< 10	< 0.01	< 0.5	< 0.1	6.56	< 0.05	1.38	-	6.95	< 0.5	< 0.5	< 0.01	< 0.01	< 10	0.677	1.1	< 3
	QUL-66X-50M	2014 09 07	14.8	23.1	< 30	2.53	55.1	1.2	4.01	0.32	0.78	17.5	< 0.1	< 10	< 0.01	< 0.5	< 0.1	6.61	< 0.05	1.16	-	7.08	< 0.5	< 0.5	< 0.01	< 0.01	< 10	0.704	1	< 3
	QA/QC RPD %		*	< 1	*	< 1	1	< 1	1	*	4	1	*	*	*	*	*	< 1	*	*	-	2	*	*	*	*	*	4	*	*

Associated ALS files: L1498519, L1498533, L1499166, L1499203, L1499703, L1499707, L1499710, L1499926, L1499947, L1500619, L1501501, L1501518, L1502349, L1502364, L1502370, L1502388, L1503057, L1503061, L1503079, L1503910, L1503913, L1503928, L1503932, L1503933, L1503934, L1504180, L1504213, L1504220, L1504251, L1504261, L1504997, L1505918, L1506551, L1506571, L1506577, L1506586, L1500164, L1502370, L1506989, L1506996, L1507001, L1507291, L1507298, L1506992, L1507259, L1507347, L1507948, L1507972, L1507977, L1508637, L1508673, L1509507, L1508649, L1509597, L1510231, L1510268, L1510289, L1510741, L1510746, L1511190, L1511225, L1511232, L1511817, L1511758, L1511787, L1511850, L1511886, L1511905, L1512681, L1512726, L1513326, L1513353, L1513820, L1513828, L1514716, L1514724, L1514735, L1514765, L1507963, L1514731, L1514737, L1515541, L1515553, L1515572, L1518945, L1516292, L1516846, L1516856, L1517429, L1517430, L1517431, L1517432, L1518138, L1518251, L1518254, L1518260, L1518267, L1518976, L1519008, L1519837, L1519791, L1520433, L1520459, L1520931.

All terms defined within the body of SNC-Lavalin's report (available upon request).

< Denotes concentration less than indicated detection limit or RPD less than indicated value.

- Denotes analysis not conducted.

n/a Denotes no applicable standard.

* RPDs are not normally calculated where one or more concentrations are less than five times MDL.

SHADED Concentration greater than BCWQG Aquatic Life (AW) guideline.

BOLD Concentration greater than BCWQG Drinking Water (DW) guideline.

SHADED Concentration greater than BCWQG Aquatic Life (30day) (AW) guideline.

BOLD Concentration greater than or equal to Canadian Drinking Water Quality (DW) guideline.

[a] Laboratory detection limit out of range.

[b] British Columbia Approved Water Quality Guidelines 2006 Edition, updated 2014.

[c] A Compendium of Working Water Quality Guidelines for British Columbia, updated August 2006.

[d] Guideline varies with pH, and/or either Temperature or Hardness or chloride

[e] Health Canada Drinking Water Guidelines, 2012.

[f] Guideline for Nitrate applied.

[g] The total phosphorus guideline is a measure of lake productivity and is based on spring overturn or an average of summer samples and is not applicable to single sample results at this point in time.

[h] Calculated based on an individual sample basis, not average of 30 day results.

[i] Secondary chronic or chronic value, not 30 day mean.

[j] Guideline not applicable for site situation.

TABLE 1a: Summary of Analytical Results for Mount Polley, Quesnel Lake and River - Surface Water DRAFT

Sample Location	Sample ID	Sample Date (yyyy mm dd)	Total Metals																														
			Aluminum (µg/L)	Antimony (µg/L)	Arsenic (µg/L)	Barium (µg/L)	Beryllium (µg/L)	Bismuth (µg/L)	Boron (µg/L)	Cadmium (µg/L)	Calcium (µg/L)	Chromium (µg/L)	Cobalt (µg/L)	Copper (µg/L)	Iron (µg/L)	Lead (µg/L)	Lithium (µg/L)	Magnesium (µg/L)	Manganese (µg/L)	Mercury (µg/L)	Molybdenum (µg/L)	Nickel (µg/L)	Potassium (µg/L)	Selenium (µg/L)	Silicon (µg/L)	Silver (µg/L)	Sodium (µg/L)	Thallium (µg/L)	Tin (µg/L)	Titanium (µg/L)	Uranium (µg/L)	Vanadium (µg/L)	Zinc (µg/L)
BC Guidelines																																	
BCWQG Aquatic Life (AW)[b,c]			n/a	20	5	5,000	n/a	n/a	1,200	0.016-0.055[d]	n/a	1 (Cr(+6))	110	6.0-19.3[d]	1,000	27.3-177.4[d]	870	n/a	1001-2568[d]	Methyl mercury analysis in progress	2,000	25-150[d]	373,000-432,000	2	n/a	0.1-3.0[d]	n/a	0.3	n/a	2,000	300	6	33-103.5[d]
BCWQG Aquatic Life (30day) (AW)[b,c,h]			n/a	n/a	n/a	1,000	5.3[i]	n/a	n/a	n/a	n/a	n/a	4	2-7.4[d]	n/a	4.4-10.2[d]	14[i]	n/a	791.1-1415[d]		1,000	n/a	n/a	n/a	n/a	0.05-1.5[d]	n/a	n/a	n/a	n/a	n/a	n/a	7.5-78[d]
BCWQG Drinking Water (DW)[b,c]			n/a	14	25	n/a	4	n/a	5,000	n/a	n/a	n/a	n/a	500	n/a	50	n/a	n/a	n/a	1	250	n/a	n/a	10	n/a	n/a	n/a	2	n/a	n/a	n/a	n/a	5,000
Canadian Drinking Water Quality (DW)[e]			100	6	10	1,000	n/a	n/a	5,000	5	n/a	50	n/a	1,000	300	10	n/a	n/a	50	1	n/a	n/a	n/a	10	n/a	n/a	200,000	n/a	n/a	n/a	20	n/a	5,000
QUL-34	QUL-34-6M	2014 08 13	15.5	< 0.1	0.14	5.33	< 0.1	< 0.5	< 10	< 0.01	15,800	< 0.5	< 0.1	0.67	< 30	< 0.05	< 0.5	1,830	1.22	< 0.05	0.292	< 0.5	458	< 0.5	1,530	< 0.01	851	< 0.01	< 0.1	< 10	0.13	< 1	< 3
QUL-35	QUL-35-3M	2014 08 14	17.2	< 0.1	0.14	5.53	< 0.1	< 0.5	< 10	< 0.01	16,300	< 0.5	< 0.1	0.62	< 30	< 0.05	0.68	1,910	1.55	-	0.371	< 0.5	489	< 0.5	1,640	< 0.01	876	< 0.01	< 0.1	< 10	0.137	< 1	< 3
	QUL-35	2014 08 24	81.1	< 0.1	0.14	5.68	< 0.1	< 0.5	< 10	< 0.01	16,800	< 0.5	< 0.1	1.99	103	0.088	0.83	1,890	6.14	-	0.292	< 0.5	454	< 0.5	1,640	< 0.01	797	< 0.01	< 0.1	< 10	0.152	< 1	< 3
QUL-36	QUL-36-8M	2014 08 14	15.5	< 0.1	0.12	5.2	< 0.1	< 0.5	< 10	< 0.01	16,100	< 0.5	< 0.1	0.58	< 30	< 0.05	0.69	1,860	1.24	-	0.312	< 0.5	461	< 0.5	1,570	< 0.01	811	< 0.01	< 0.1	< 10	0.132	< 1	< 3
QUL-37	QUL-37-0M	2014 08 15	15	< 0.1	0.11	5.01	< 0.1	< 0.5	< 10	< 0.01	16,400	< 0.5	< 0.1	< 0.5	< 30	< 0.05	< 0.5	1,850	1.08	-	0.298	< 0.5	458	< 0.5	1,530	< 0.01	810	< 0.01	< 0.1	< 10	0.143	< 1	< 3
	QUL-37-7M	2014 08 15	17.7	< 0.1	0.12	4.97	< 0.1	< 0.5	< 10	< 0.01	16,200	< 0.5	< 0.1	0.5	< 30	< 0.05	< 0.5	1,840	1.19	-	0.306	< 0.5	455	< 0.5	1,530	< 0.01	795	< 0.01	< 0.1	< 10	0.141	< 1	< 3
	QUL-37-TAP	2014 08 15	18	< 0.1	0.13	5.43	< 0.1	< 0.5	< 10	< 0.01	16,700	< 0.5	< 0.1	**2.5**	< 30	0.356	< 0.5	1,870	0.786	-	0.309	< 0.5	472	< 0.5	1,550	< 0.01	815	< 0.01	< 0.1	< 10	0.14	< 1	5.4
	QUL-37	2014 08 24	45.2	< 0.1	0.34	5.61	< 0.1	< 0.5	< 10	< 0.01	18,700	< 0.5	< 0.1	0.82	65	< 0.05	0.77	2,370	4.4	-	0.443	< 0.5	511	< 0.5	1,850	< 0.01	924	< 0.01	< 0.1	< 10	0.175	< 1	< 3
QUL-38	QUL-38	2014 08 18	17.7	< 0.1	0.12	5.32	< 0.1	< 0.5	< 10	< 0.01	16,200	< 0.5	< 0.1	< 2	< 30	< 0.05	0.76	1,930	1.22	-	0.302	< 0.5	480	< 0.5	1,560	< 0.01	854	< 0.01	< 0.1	< 10	0.142	< 1	< 3
	QUL-38-2M	2014 08 26	43.5	< 0.1	0.13	5.99	< 0.1	< 0.5	< 10	< 0.01	16,800	< 0.5	< 0.1	1.72	32	< 0.05	0.51	1,930	2.02	< 0.01	0.319	< 0.5	473	< 0.5	1,580	< 0.01	859	< 0.01	< 0.1	< 10	0.141	< 1	< 3
	QUL-38	2014 09 10	73.3	< 0.1	0.17	6.59	< 0.1	< 0.5	< 10	< 0.01	17,300	< 0.5	< 0.1	**2.52**	66	< 0.05	0.98	2,020	4.13	-	0.337	< 0.5	491	< 0.5	1,740	< 0.01	937	< 0.01	< 0.1	< 10	0.159	< 1	< 3
	QUL-38X	2014 09 10	82.1	< 0.1	0.16	6.83	< 0.1	< 0.5	< 10	< 0.01	17,500	< 0.5	< 0.1	**2.64**	71	0.055	0.98	2,030	4.65	-	0.363	< 0.5	511	< 0.5	1,780	< 0.01	958	< 0.01	< 0.1	< 10	0.164	< 1	< 3
	QA/QC RPD %		11	*	*	4	*	*	*	*	1	*	*	*	7	*	*	0	*	-	7	*	4	*	2	*	2	*	*	*	3	*	*
QUL-39	QUL-39	2014 08 18	23.4	< 0.1	0.11	5.28	< 0.1	< 0.5	< 10	< 0.01	16,300	< 0.5	< 0.1	< 1	< 30	< 0.05	0.72	1,870	1.14	-	0.265	< 0.5	461	< 0.5	1,540	< 0.01	832	< 0.01	< 0.1	< 10	0.147	< 1	< 3
QUL-60	QUL-60	2014 08 18	34.6	< 0.1	0.12	5.57	< 0.1	< 0.5	< 10	< 0.01	16,400	< 0.5	< 0.1	< 1.5	< 30	< 0.05	0.76	1,900	1.76	-	0.299	< 0.5	473	< 0.5	1,590	< 0.01	848	< 0.01	< 0.1	< 10	0.148	< 1	< 3
	QUL-60	2014 08 24	40.9	< 0.1	0.11	5.74	< 0.1	< 0.5	< 10	< 0.01	16,800	< 0.5	< 0.1	1.82	34	< 0.05	0.81	1,910	1.93	-	0.301	< 0.5	473	< 0.5	1,620	< 0.01	826	< 0.01	< 0.1	< 10	0.147	< 1	< 3
	QUL-60-3M	2014 08 26	44	< 0.1	0.12	5.96	< 0.1	< 0.5	< 10	< 0.01	16,600	< 0.5	< 0.1	1.93	34	< 0.05	< 0.5	1,900	2.15	< 0.01	0.324	< 0.5	473	< 0.5	1,560	< 0.01	850	< 0.01	< 0.1	< 10	0.136	< 1	< 3
QUL-61	QUL-61	2014 08 18	33.6	< 0.1	0.12	5.31	< 0.1	< 0.5	< 10	< 0.01	16,300	< 0.5	< 0.1	< 2.5[a]	< 30	< 0.05	0.78	1,880	1.52	-	0.289	< 0.5	468	< 0.5	1,570	< 0.01	832	< 0.01	< 0.1	< 10	0.141	< 1	< 3
	QUL-61-2M	2014 08 26	40.3	< 0.1	0.14	5.91	< 0.1	< 0.5	< 10	< 0.01	17,100	< 0.5	< 0.1	1.83	33	< 0.05	0.53	1,960	2.14	< 0.01	0.329	< 0.5	472	< 0.5	1,610	< 0.01	853	< 0.01	< 0.1	< 10	0.143	< 1	< 3
QUL-62	QUL-62	2014 08 18	19.5	< 0.1	0.13	5.39	< 0.1	< 0.5	< 10	< 0.01	16,100	< 0.5	< 0.1	< 1	< 30	< 0.05	0.67	1,880	1.32	-	0.297	< 0.5	463	< 0.5	1,540	< 0.01	834	< 0.01	< 0.1	< 10	0.143	< 1	< 3
QUL-63	QUL-63	2014 08 18	21.8	< 0.1	0.12	5.54	< 0.1	< 0.5	< 10	< 0.01	16,000	< 0.5	< 0.1	< 1	< 30	< 0.05	0.68	1,880	1.55	-	0.287	< 0.5	459	< 0.5	1,560	< 0.01	824	< 0.01	< 0.1	< 10	0.145	< 1	< 3
QUL-64	QUL-64	2014 08 18	19.4	< 0.1	0.12	5.41	< 0.1	< 0.5	< 10	< 0.01	16,100	< 0.5	< 0.1	< 1	< 30	< 0.05	0.63	1,890	1.21	-	0.305	< 0.5	461	< 0.5	1,570	< 0.01	849	< 0.01	< 0.1	< 10	0.14	< 1	< 3
	QUL-64-2M	2014 08 27	36.7	< 0.1	0.14	5.9	< 0.1	< 0.5	< 10	< 0.01	16,500	< 0.5	< 0.1	1.71	< 30	< 0.05	0.62	1,910	2.07	< 0.01	0.315	< 0.5	467	< 0.5	1,550	< 0.01	879	< 0.01	< 0.1	< 10	0.142	< 1	< 3
QUL-65	QUL65-45M	2014 08 19	***4,710***	0.36	2.21	115	0.12	< 0.5	< 10	**0.027**	25,100	**2.39**	1.97	**96.5**	***2,760***	1.99	2.97	4,120	***196***	-	6.19	2.44	2,940	0.73	11,700	0.041	4,480	0.015	0.17	191	0.885	**9.1**	**15.1**
QUL-66	QUL66-40M	2014 08 19	***5,490***	0.34	2.41	126	0.14	< 0.5	10	**0.03**	25,500	**2.4**	2.21	**111**	***3,090***	2.03	3.72	4,340	***192***	-	6.29	2.54	3,360	0.64	13,300	0.042	4,640	0.018	< 0.1	229	0.849	**10.4**	**11.2**
	QUL66-40MX	2014 08 19	***5,590***	0.34	2.41	129	0.14	< 0.5	10	**0.029**	25,500	**2.51**	2.17	**114**	***3,090***	2.03	3.62	4,370	***193***	-	6.18	2.54	3,420	0.64	13,500	0.041	4,770	0.019	< 0.1	230	0.857	**10.4**	**11.4**
	QA/QC RPD %		2	*	0	2	*	*	*	*	0	*	2	*	0	*	3	< 1	*	-	2	0	2	*	1	*	3	*	*	< 1	< 1	0	*
	QUL66-40M	2014 08 21	***4,940***	0.34	2.27	119	0.13	< 0.5	< 10	**0.032**	24,800	**2.46**	2.06	**106**	***2,880***	1.8	3.04	4,110	***168***	< 0.05	5.89	2.53	3,090	0.63	12,900	0.043	4,500	0.016	0.15	216	0.821	**9.8**	**9.8**
	QUL-66-0M	2014 08 26	***128***	< 0.1	0.17	7.29	< 0.1	< 0.5	< 10	< 0.01	16,600	< 0.5	< 0.1	**3.32**	138	0.068	0.62	1,940	6.19	< 0.01	0.314	< 0.5	495	< 0.5	1,710	< 0.01	849	< 0.01	< 0.1	< 10	0.142	< 1	< 3
	QUL-66-10M	2014 08 26	***257***	< 0.1	0.21	9.62	< 0.1	< 0.5	< 10	< 0.01	17,000	< 0.5	0.2	**8.49**	288	0.171	0.64	2,020	11.7	< 0.01	0.438	0.71	518	< 0.5	2,020	< 0.01	929	< 0.01	< 0.1	15	0.155	< 1	< 3
	QUL-66-58M	2014 08 26	***3,690***	0.32	1.84	92.4	< 0.1	< 0.5	< 10	0.021	25,100	**1.97**	1.51	**76.5**	***2,150***	1.25	2.53	3,670	***176***	< 0.01	5.89	1.95	2,500	0.71	9,850	0.026	4,160	0.013	0.12	145	0.762	**7.3**	7.1
	QUL-66-0M	2014 08 28	22.8	< 0.1	0.12	5.68	< 0.1	< 0.5	< 10	< 0.01	16,600	< 0.5	< 0.1	0.98	< 30	< 0.05	< 0.5	1,960	1.52	< 0.01	0.315	< 0.5	469	< 0.5	1,560	< 0.01	876	< 0.01	< 0.1	< 10	0.142	< 1	< 3
	QUL-66-18M	2014 08 28	***960***	< 0.1	0.57	21.1	< 0.1	< 0.5	< 10	< 0.05[a]	18,200	0.99	0.67	**24**	***953***	0.429	0.99	2,420	32.7	< 0.01	0.426	1.33	737	< 0.5	3,430	0.015	999	< 0.01	< 0.1	58	0.192	2.7	3.8
	QUL-66-40M	2014 08 28	***4,050***	0.3	1.86	101	< 0.1	< 0.5	< 10	< 0.05[a]	23,900	**1.92**	1.52	**75.2**	***2,200***	1.3	2.23	3,610	***140***	< 0.01	5.34	2.02	2,740	0.6	11,000	0.034	4,070	0.014	0.14	165	0.701	**7.6**	**7.9**
	QUL-66X-40M	2014 08 28	***4,860***	0.27	2.26	105	0.11	< 0.5	< 10	< 0.05[a]	23,200	**3.03**	2.22	**88.6**	***3,390***	1.67	3.14	4,000	***153***	< 0.01	4.35	3.17	2,760	0.52	12,100	0.043	3,730	0.018	0.17	224	0.653	**10.6**	**10.6**
	QA/QC RPD %		18	*	19	4	*	*	*	*	3	*	37	*	43	*	*	10	*	*	20	*	< 1	*	10	*	9	*	*	30	7	33	*
	QUL-66-0M	2014 08 30	35.7	< 0.1	0.14	5.76	< 0.1	< 0.5	< 10	< 0.01	16,400	< 0.5	< 0.1	1.86	32	0.058	< 0.5	1,940	2.05	< 0.01	0.294	< 0.5	484	< 0.5	1,550	< 0.01	841	< 0.01	< 0.1	< 10	0.138	< 1	< 3
	QUL-66-16M	2014 08 30	***434***	< 0.1	0.31	14	< 0.1	< 0.5	< 10	< 0.01	17,700	< 0.5	0.32	**15.9**	***415***	0.233	0.76	2,160	18.6	< 0.01	0.387	0.71	595	< 0.5	2,450	< 0.01	941	< 0.01	< 0.1	26	0.167	1.4	< 3
	QUL-66-39M	2014 08 30	***4,240***	0.37	1.96	108	0.1	< 0.5	10	**0.029**	24,400	**1.89**	1.56	**86.8**	***2,160***	1.46	2.46	3,650	***143***	< 0.01	7.02	1.94	3,030	0.63	11,100	0.033	4,770	0.013	0.14	159	0.798	**8**	**7.8**
	QUL-66-0M	2014 09 03	59.5	< 0.1	0.14	6.26	< 0.1	< 0.5	< 10	< 0.01	16,400	< 0.5	< 0.1	**2.04**	53	< 0.05	0.67	1,930	3.05	< 0.01	0.382	< 0.5	498	< 0.5	1,590	< 0.01	857	< 0.01	< 0.1	< 10	0.147	< 1	< 3
	QUL-66-14M	2014 09 03	***598***	< 0.1	0.39	15.7	< 0.1	< 0.5	< 10	< 0.01	17,900	0.62	0.35	**12.6**	***545***	0.233	1.24	2,250	18.7	< 0.01	0.425	0.83	673	< 0.5	2,830	< 0.01	976	< 0.01	< 0.1	44	0.188	1.9	< 3
	QUL-66-45M	2014 09 03	***5,260***	0.4	2.18	130	0.12	< 0.5	10	**0.025**	24,000	**2.36**	1.86	**102**	***2,570***	1.68	3.13	3,790	***138***	< 0.01	7.23	2.37	3,600	0.55	13,900	0.038	4,810	0.018	0.16	196	0.797	**9.6**	**9.2**
	QUL-66-0M	2014 09 07	36.8	< 0.1	0.13	5.95	< 0.1	< 0.5	< 10	< 0.01	16,900	< 0.5	< 0.1	1.3	< 30	< 0.05	0.77	1,980	1.73	-	0.326	< 0.5	493	< 0.5	1,580	< 0.01	878	< 0.01	< 0.1	< 10	0.156	< 1	< 3
	QUL-66-10M	2014 09 07	***270***	< 0.1	0.25	9.94	< 0.1	< 0.5	< 10	< 0.01	17,500	0.66	0.21	**6.31**	***326***	0.168	0.99	2,180	12.6	-	0.396	0.81	577	< 0.5	2,130	< 0.01	979	< 0.01	< 0.1	15	0.171	< 1	< 3
	QUL-66-50M	2014 09 07	***4,120***	0.35	1.9	114	< 0.1	< 0.5	10	0.021	24,100	**1.76**	1.48	**84.8**	***2,080***	1.44	2.77	3,560	***115***	-	7.24	1.95	3,100	< 0.5	13,300	0.032	4,540	0.015	0.13	163	0.805	**7.4**	**8**
	QUL-66X-50M	2014 09 07	***4,270***	0.36	1.98	115	0.1	< 0.5	11	0.023	24,400	**1.85**	1.55	**88.9**	***2,220***	1.48	2.99	3,650	***122***	-	7.53	1.96	3,180	0.51	16,800	0.031	4,790	0.016	0.13	179	0.833	**7.7**	**7.8**
	QA/QC RPD %		4	*	4	< 1	*	*	*	*	1	*	5	*	7	*	8	3	*	-	4	*	3	*	23	*	5	*	*	9	3	4	*

Associated ALS files: L1498519, L1498533, L1499166, L1499203, L1499703, L1499707, L1499710, L1499926, L1499947, L1500619, L1501501, L1501518, L1502349, L1502364, L1502370, L1502388, L1503057, L1503061, L1503079, L1503910, L1503913, L1503928, L1503932, L1503933, L1503934, L1504180, L1504213, L1504220, L1504251, L1504261, L1504997, L1505918, L1506551, L1506571, L1506577, L1506586, L1500164, L1502370, L1506989, L1506996, L1507001, L1507291, L1507298, L1506992, L1507259, L1507347, L1507948, L1507972, L1507977, L1508637, L1508673, L1509507, L1508649, L1509597, L1510231, L1510268, L1510289, L1510741, L1510746, L1511190, L1511225, L1511232, L1511817, L1511758, L1511787, L1511850, L1511886, L1511905, L1512681, L1512726, L1513326, L1513353, L1513820, L1513828, L1514716, L1514724, L1514735, L1514765, L1507963, L1514731, L1514737, L1515541, L1515553, L1515572, L1518945, L1516292, L1516846, L1516856, L1517429, L1517430, L1517431, L1517432, L1518138, L1518251, L1518254, L1518260, L1518267, L1518976, L1519008, L1519837, L1519791, L1520433, L1520459, L1520931.

All terms defined within the body of SNC-Lavalin's report (available upon request).

< Denotes concentration less than indicated detection limit or RPD less than indicated value.

- Denotes analysis not conducted.

n/a Denotes no applicable standard.

* RPDs are not normally calculated where one or more concentrations are less than five times MDL.

SHADED Concentration greater than BCWQG Aquatic Life (AW) guideline.

BOLD Concentration greater than BCWQG Drinking Water (DW) guideline.

SHADED Concentration greater than BCWQG Aquatic Life (30day) (AW) guideline.

BOLD Concentration greater than or equal to Canadian Drinking Water Quality (DW) guideline.

[a] Laboratory detection limit out of range.

[b] British Columbia Approved Water Quality Guidelines 2006 Edition, updated 2014.

[c] A Compendium of Working Water Quality Guidelines for British Columbia, updated August 2006.

[d] Guideline varies with pH, and/or either Temperature or Hardness or chloride

[e] Health Canada Drinking Water Guidelines, 2012.

[f] Guideline for Nitrate applied.

[g] The total phosphorus guideline is a measure of lake productivity and is based on spring overturn or an average of summer samples and is not applicable to single sample results at this point in time.

[h] Calculated based on an individual sample basis, not average of 30 day results.

[i] Secondary chronic or chronic value, not 30 day mean.

[j] Guideline not applicable for site situation.

TABLE 1a: Summary of Analytical Results for Mount Polley, Quesnel Lake and River - Surface Water DRAFT

Sample Location	Sample ID	Sample Date (yyyy mm dd)	Physical Parameters									Total Inorganics												
			Hardness (mg/L)	pH (field) (pH)	pH (pH)	Temperature (field) (C)	Turbidity (NTU)	Conductivity (µS/cm)	TDS (mg/L)	TSS (mg/L)	DOC (mg/L)	Total Kjeldahl Nitrogen (N) (mg/L)	Total Nitrogen (N) (mg/L)	Ammonia Nitrogen (µg/L)	Nitrate Nitrogen (µg/L)	Nitrite Nitrogen (µg/L)	Nitrate+Nitrite Nitrogen (µg/L)	Chloride (mg/L)	Fluoride (µg/L)	Sulphate (mg/L)	Total Alkalinity (as CaCO3) (mg/L)	Bromide (mg/L)	Ortho-phosphate (mg/L)	Total Phosphorus[g] (mg/L)
BC Guidelines																								
BCWQG Aquatic Life (AW)[b,c]			n/a	6.5-9.0	6.5-9.0		Change of 8	n/a	n/a	Change of 25	n/a	n/a	n/a	5,680-18,400[d]	32,800	60-120[d]	32,800[f]	600	988.2-1579[d]	n/a	n/a	n/a	n/a	0.005-0.015
BCWQG Aquatic Life (30day) (AW)[b,c,h]			n/a	n/a	n/a	+/-1 Degree change from ambient	Change of 2	n/a	n/a	Change of 5	+20% of median background	n/a	n/a	1,090-1,770[d]	3,000	20-40[d]	3,000[f]	150	n/a	128-429[d]	n/a	n/a	n/a	n/a
BCWQG Drinking Water (DW)[b,c]			n/a	6.5-8.5	6.5-8.5	n/a[i]	Change of 1	n/a	n/a	n/a	n/a	n/a	n/a	n/a	10,000	1,000	10,000[f]	250	1,000	500	n/a	n/a	n/a	0.01
Canadian Drinking Water Quality (DW)[e]			n/a	6.5-8.5	6.5-8.5	n/a[i]	n/a[i]	n/a	500	n/a	n/a	n/a	n/a	n/a	10,000	1,000	n/a	250	1,500	500	n/a	n/a	n/a	n/a
QUL-66	QUL-66-0M	2014 09 11	51.4	7.95	7.91	11.9	1.22	102	68	< 3	1.82	-	0.146	< 5	77.6	< 1	-	< 0.5	35	6.03	49.4	-	< 0.01	**0.0021**
	QUL-66-34M	2014 09 11	65.9	8.17	7.99	6.9	61.7	151	106	37	1.73	-	0.26	45.1	178	3.1	-	0.56	81	17.3	62	-	0.0033	**0.0041**
	QUL-66-50M	2014 09 11	62.9	8.07	7.97	6.5	47.5	148	108	28.3	1.75	-	0.252	46.6	189	2.2	-	0.52	73	16.2	60.7	-	0.0023	**0.0034**
	QUL-66X-50M	2014 09 11	64	8.07	8.01	6.5	35.8	137	98	28	2.01	-	0.262	38.5	166	2	-	< 0.5	68	13.7	58.5	-	< 0.001	**0.0023**
	QA/QC RPD %		2	0	< 1	0	28	8	10	1	*	-	4	19	13	*	-	*	*	17	4	-	*	*
	QUL-66-0M	2014 09 13	51.1	7.9	7.81	14.9	0.39	102	67	< 3	1.83	-	0.122	< 5	65.3	< 1	-	< 0.5	33	5.99	47.6	-	< 0.001	**0.0024**
	QUL-66-10M	2014 09 13	52	7.94	7.82	10.6	11.5	106	67	24.4	1.86	-	0.139	< 5	73.8	< 1	-	< 0.5	35	6.35	49.4	-	< 0.001	**0.0023**
	QUL-66-48M	2014 09 13	68.6	7.97	7.9	6.5	60.9	153	103	40.3	1.75	-	0.306	53.2	192	2.3	-	0.54	72	17.1	59.9	-	0.003	0.005
	QUL-66-0M	2014 09 15	51.1	8.01	7.96	15	0.38	102	58	< 3	1.52	-	0.118	< 5	61.6	< 1	-	< 0.5	32	6.05	47.7	-	< 0.001	< 0.002[a]
	QUL-66-24M	2014 09 15	56.1	7.7	7.96	6.2	11.3	113	67	18.5	1.64	-	0.204	5.9	142	< 1	-	< 0.5	38	7.54	52.8	-	< 0.001	< 0.002[a]
	QUL-66-48M	2014 09 15	68.7	7.9	8.02	6.5	60.1	148	102	31.7	1.78	-	0.363	51	188	2.3	-	0.5	73	16.3	58	-	0.0012	**0.0037**
	QUL-66-0M	2014 09 16	51.3	-	7.97	-	0.5	102	63	< 3	1.8	-	0.119	< 5	62.3	< 1	-	< 0.5	34	6.03	48.3	-	< 0.001	< 0.002[a]
	QUL-66-40M	2014 09 16	66	-	8.01	-	48.6	141	92	20.7	1.89	-	0.274	36.5	182	1.4	-	< 0.5	63	14.6	58.8	-	0.0013	**0.0026**
QUL-67	QUL-67-34M	2014 08 20	64.6	7.74	7.9	5.8	49.5	136	91	10	1.91	-	0.324	32.1	195	< 1	-	< 0.5	52	12.4	55.5	-	< 0.001	< 0.002[a]
QUL-68	QUL-68-40M	2014 08 21	68.9	7.85	7.85	5.5	70.6	146	100	28.7	2	-	0.384	42.2	225	1.5	-	< 0.5	65	15.3	57.2	-	0.008	***0.0108***
QUL-69	QUL-69-32M	2014 08 21	58.8	7.72	7.84	5.1	26.5	119	77	13.9	2.03	-	0.254	14.3	169	< 1	-	< 0.5	48	8.97	51.9	-	0.0093	***0.0143***
QUL-74	QUL-74-46M	2014 08 21	60.9	7.90	7.85	4.9	37.5	124	83	7.9	1.79	-	0.286	23	183	< 1	-	< 0.5	50	10.5	52.4	-	0.0188	***0.0413***
QUL-75	QUL-75-40M	2014 08 21	62	7.97	7.85	5.4	42.3	127	90	4.7	1.84	-	0.301	27.2	191	< 1	-	< 0.5	53	11.3	53.9	-	0.017	***0.0276***
QUL-77	QUL-77	2014 08 22	50.4	7.66	7.95	16.9	0.67	98.4	68	< 3	2.2	-	0.154	< 5	65.2	< 1	-	< 0.5	34	5.77	45	-	< 0.001	< 0.002[a]
QUL-79	QUL-79-0M	2014 08 25	42.3	7.99	7.89	18.3	0.26	97.2	68	< 3	1.91	-	0.127	< 5	44.4	< 1	-	< 0.5	35	5.76	43.6	-	< 0.001	< 0.002[a]
	QUL-79-27M	2014 08 25	54.7	7.19	7.9	5.3	4.87	110	63	3.5	1.64	-	0.213	< 5	147	< 1	-	< 0.5	38	6.85	49.6	-	0.0223	***0.134***
	QUL-79-79M	2014 08 25	56	7.35	7.9	4.8	10.4	113	76	3.7	1.64	-	0.217	5.5	153	< 1	-	< 0.5	40	7.56	50.4	-	0.0158	***0.138***
	QUL-79-0M	2014 08 27	49.4	7.95	7.99	19.0	0.23	98.5	62	< 3	1.99	-	0.112	< 5	43.6	< 1	-	< 0.5	34	5.75	44	-	< 0.001	< 0.002[a]
	QUL-79-55M	2014 08 27	54.7	-	7.93	-	0.69	108	66	< 3	1.9	-	0.195	< 5	145	< 1	-	< 0.5	36	6.35	48.9	-	0.0019	**0.0027**
	QUL-79-0M	2014 08 29	49.7	-	7.96	-	0.22	96.5	60	< 3	2.18	-	0.12	< 5	42.1	< 1	-	< 0.5	35	5.68	44.4	-	< 0.001	< 0.002[a]
	QUL-79-32M	2014 08 29	54.3	-	7.85	-	5.89	107	66	3	1.83	-	0.202	< 5	144	< 1	-	< 0.5	39	6.83	48.9	-	< 0.001	< 0.002[a]
	QUL-79-0M	2014 09 02	50.7	8.11	7.98	18	0.28	97.3	59	< 3	2.11	-	0.131	6.1	43.1	< 1	-	< 0.5	32	5.8	50.9	-	0.0018	**0.0022**
	QUL-79-30M	2014 09 02	54.8	7.42	7.92	5.1	2.86	107	72	< 3	2.06	-	0.192	< 5	141	< 1	-	< 0.5	35	6.55	47.9	-	< 0.001	**0.0036**
	QUL-79-60M	2014 09 02	55.7	-	7.93	-	1.19	107	76	< 3	1.78	-	0.206	< 5	145	< 1	-	< 0.5	34	6.43	48.8	-	< 0.001	**0.0026**
	QUL-79-0M	2014 09 04	50.3	7.9	7.95	17.45	0.35	101	60	< 3	2.1	-	0.107	< 5	40.7	< 1	-	< 0.5	33	5.75	46.2	-	< 0.001	< 0.002[a]
	QUL-79-8M	2014 09 04	49.5	7.5	7.94	12.41	0.55	103	69	< 3	2	-	0.153	6	73.8	< 1	-	< 0.5	34	5.96	47.5	-	< 0.001	**0.0028**
	QUL-79-45M	2014 09 04	53.5	7.21	7.94	10.86	0.27	109	64	< 3	1.71	-	0.178	< 5	144	< 1	-	< 0.5	36	6.24	50.3	-	< 0.001	< 0.002[a]
	QUL-79-0M	2014 09 06	49.1	7.81	7.96	17.58	0.38	101	61	< 3	1.78	-	0.113	< 5	41.4	< 1	-	< 0.5	32	5.79	46.2	-	< 0.001	< 0.002[a]
	QUL-79-10M	2014 09 06	50.5	7.74	7.94	14.47	0.34	103	61	< 3	1.66	-	0.166	6.4	92.7	< 1	-	< 0.5	32	6	46.6	-	< 0.001	< 0.002[a]
	QUL-79-60M	2014 09 06	56.3	7.03	7.96	4.3	14.5	120	71	4.8	1.65	-	0.239	14.5	162	< 1	-	< 0.5	42	8.89	52.6	-	< 0.001	< 0.002[a]
	QUL-79-0M	2014 09 11	50.3	8.1	7.91	13.1	0.59	102	66	< 3	2.11	-	0.138	< 5	70.2	< 1	-	< 0.5	34	5.98	48.2	-	< 0.001	< 0.002[a]
	QUL-79-38M	2014 09 11	54.6	7.73	7.91	5.7	3.36	109	72	4.4	1.74	-	0.189	5.7	136	< 1	-	< 0.5	38	6.9	52.1	-	< 0.001	< 0.002[a]
	QUL-79-50M	2014 09 11	54	7.72	7.92	4.7	5.21	111	76	< 3	1.84	-	0.185	5.9	148	< 1	-	< 0.5	39	7.39	52.9	-	< 0.001	< 0.002[a]
	QUL-79-0M	2014 09 13	50.5	7.94	7.8	14.2	0.25	103	64	< 3	1.65	-	0.129	< 5	63.2	< 1	-	< 0.5	34	6.01	47.4	-	< 0.001	**0.0021**
	QUL-79-14M	2014 09 13	51.7	7.8	7.8	9.6	0.59	103	65	< 3	1.7	-	0.131	7.1	72	< 1	-	< 0.5	34	6.06	48.5	-	< 0.001	< 0.002[a]
	QUL-79-50M	2014 09 13	62.4	7.7	7.85	6.1	28.7	129	84	19.2	1.71	-	0.25	29.6	165	1.5	-	< 0.5	58	11.7	55.5	-	0.0012	**0.0036**
	QUL-79-0M	2014 09 15	50.1	7.96	7.95	15	0.26	101	63	< 3	1.63	-	0.112	< 5	58.4	< 1	-	< 0.5	32	6.07	48.3	-	< 0.001	< 0.002[a]
	QUL-79-26M	2014 09 15	55.2	7.59	7.96	5.5	6.76	112	71	4	1.76	-	0.225	9.5	147	< 1	-	< 0.5	39	7.75	51.9	-	< 0.001	< 0.002[a]
	QUL-79-50M	2014 09 15	57.4	7.63	7.96	6	11.8	116	75	3.7	1.5	-	0.209	13.6	153	< 1	-	< 0.5	42	8.65	52.8	-	< 0.001	< 0.002[a]

Associated ALS files: L1498519, L1498533, L1499166, L1499203, L1499703, L1499707, L1499710, L1499926, L1499947, L1500619, L1501501, L1501518, L1502349, L1502364, L1502370, L1502388, L1503057, L1503061, L1503079, L1503910, L1503913, L1503928, L1503932, L1503933, L1503933, L1503934, L1504180, L1504213, L1504220, L1504251, L1504261, L1504997, L1505918, L1506551, L1506571, L1506577, L1506586, L1500164, L1502370, L1506989, L1506996, L1507001, L1507291, L1507298, L1506992, L1507259, L1507347, L1507948, L1507972, L1507977, L1508637, L1508673, L1509507, L1508649, L1509597, L1510231, L1510268, L1510289, L1510741, L1510746, L1511190, L1511225, L1511232, L1511817, L1511758, L1511787, L1511850, L1511886, L1511905, L1512681, L1512726, L1513326, L1513353, L1513820, L1513828, L1514716, L1514724, L1514735, L1514765, L1507963, L1514731, L1514737, L1515541, L1515553, L1515572, L1518945, L1516292, L1516846, L1516856, L1517429, L1517430, L1517431, L1517432, L1518138, L1518251, L1518254, L1518260, L1518267, L1518976, L1519008, L1519837, L1519791, L1520433, L1520459, L1520931.

All terms defined within the body of SNC-Lavalin's report (available upon request).

< Denotes concentration less than indicated detection limit or RPD less than indicated value.

- Denotes analysis not conducted.

n/a Denotes no applicable standard.

* RPDs are not normally calculated where one or more concentrations are less than five times MDL.

SHADED Concentration greater than BCWQG Aquatic Life (AW) guideline.

BOLD Concentration greater than BCWQG Drinking Water (DW) guideline.

SHADED Concentration greater than BCWQG Aquatic Life (30day) (AW) guideline.

BOLD Concentration greater than or equal to Canadian Drinking Water Quality (DW) guideline.

[a] Laboratory detection limit out of range.

[b] British Columbia Approved Water Quality Guidelines 2006 Edition, updated 2014.

[c] A Compendium of Working Water Quality Guidelines for British Columbia, updated August 2006.

[d] Guideline varies with pH, and/or either Temperature or Hardness or chloride

[e] Health Canada Drinking Water Guidelines, 2012.

[f] Guideline for Nitrate applied.

[g] The total phosphorus guideline is a measure of lake productivity and is based on spring overturn or an average of summer samples and is not applicable to single sample results at this point in time.

[h] Calculated based on an individual sample basis, not average of 30 day results.

[i] Secondary chronic or chronic value, not 30 day mean.

[j] Guideline not applicable for site situation.

TABLE 1a: Summary of Analytical Results for Mount Polley, Quesnel Lake and River - Surface Water DRAFT

Sample Location	Sample ID	Sample Date (yyyy mm dd)	Dissolved Metals																												
			Dissolved Aluminum (µg/L)	Dissolved Calcium (mg/L)	Dissolved Iron (µg/L)	Dissolved Magnesium (mg/L)	Dissolved Manganese (µg/L)	Dissolved Potassium (mg/L)	Dissolved Sodium (mg/L)	Antimony (µg/L)	Arsenic (µg/L)	Barium (µg/L)	Beryllium (µg/L)	Boron (µg/L)	Cadmium (µg/L)	Chromium (µg/L)	Cobalt (µg/L)	Copper (µg/L)	Lead (µg/L)	Lithium (µg/L)	Mercury (µg/L)	Molybdenum (µg/L)	Nickel (µg/L)	Selenium (µg/L)	Silver (µg/L)	Thallium (µg/L)	Titanium (µg/L)	Uranium (µg/L)	Vanadium (µg/L)	Zinc (µg/L)
BC Guidelines																															
BCWQG Aquatic Life (AW)[b,c]			100[d]	n/a	350	n/a	n/a	n/a	n/a	n/a	n/a	n/a	n/a	n/a	n/a	n/a	n/a	n/a	n/a	n/a	n/a	n/a	n/a	n/a	n/a	n/a	n/a	n/a	n/a	n/a	n/a
BCWQG Aquatic Life (30day) (AW)[b,c,h]			50[d]	n/a	n/a	n/a	n/a	n/a	n/a	n/a	n/a	n/a	n/a	n/a	n/a	n/a	n/a	n/a	n/a	n/a	n/a	n/a	n/a	n/a	n/a	n/a	n/a	n/a	n/a	n/a	n/a
BCWQG Drinking Water (DW)[b,c]			200	n/a	n/a	n/a	n/a	n/a	n/a	n/a	n/a	n/a	n/a	n/a	n/a	n/a	n/a	n/a	n/a	n/a	n/a	n/a	n/a	n/a	n/a	n/a	n/a	n/a	n/a	n/a	n/a
Canadian Drinking Water Quality (DW)[e]			n/a	n/a	n/a	n/a	n/a	n/a	n/a	n/a	n/a	n/a	n/a	n/a	n/a	n/a	n/a	n/a	n/a	n/a	n/a	n/a	n/a	n/a	n/a	n/a	n/a	n/a	n/a	n/a	n/a
QUL-66	QUL-66-0M	2014 09 11	8.7	17.3	< 30	1.97	0.631	0.462	0.849	< 0.1	0.11	5.63	< 0.1	< 10	< 0.01	< 0.5	< 0.1	1.14	< 0.05	< 0.5	-	0.306	< 0.5	< 0.5	< 0.01	< 0.01	< 10	0.146	< 1	< 3
	QUL-66-34M	2014 09 11	17.3	22.4	< 30	2.44	43.3	1.11	3.76	0.3	0.73	16	< 0.1	< 10	< 0.01	< 0.5	< 0.1	6.38	< 0.05	0.68	-	6.35	< 0.5	< 0.5	< 0.01	< 0.01	< 10	0.627	< 1	< 3
	QUL-66-50M	2014 09 11	15	21.3	< 30	2.36	39.6	0.925	2.89	0.2	0.57	13.7	< 0.1	< 10	< 0.01	< 0.5	< 0.1	5.01	< 0.05	0.55	-	4.45	< 0.5	< 0.5	< 0.01	< 0.01	< 10	0.495	< 1	< 3
	QUL-66X-50M	2014 09 11	13.2	21.7	< 30	2.42	38	0.928	2.89	0.18	0.56	13.1	< 0.1	< 10	< 0.01	< 0.5	< 0.1	5.29	< 0.05	0.9	-	3.95	< 0.5	< 0.5	< 0.01	< 0.01	< 10	0.441	< 1	< 3
	QA/QC RPD %		*	2	*	3	4	< 1	0	*	2	5	*	*	*	*	*	5	*	*	-	12	*	*	*	*	*	12	*	*
	QUL-66-0M	2014 09 13	8.6	17.3	< 30	1.95	0.355	0.458	0.813	< 0.1	0.11	4.99	< 0.1	< 10	< 0.01	< 0.5	< 0.1	0.58	< 0.05	0.53	-	0.271	< 0.5	< 0.5	< 0.01	< 0.01	< 10	0.145	< 1	< 3
	QUL-66-10M	2014 09 13	8.3	17.5	< 30	1.99	4.51	0.475	0.917	< 0.1	0.16	6.48	< 0.1	< 10	< 0.01	< 0.5	< 0.1	1.47	< 0.05	< 0.5	-	0.361	< 0.5	< 0.5	< 0.01	< 0.01	< 10	0.151	< 1	< 3
	QUL-66-48M	2014 09 13	14.4	23.2	< 30	2.57	57.1	1.1	3.69	0.29	0.78	16.6	< 0.1	< 10	< 0.01	< 0.5	< 0.1	6.21	< 0.05	0.83	-	6.18	< 0.5	0.53	< 0.01	< 0.01	< 10	0.636	< 1	< 3
	QUL-66-0M	2014 09 15	8.7	17.3	< 30	1.93	0.405	0.444	0.77	< 0.1	< 0.1	4.88	< 0.1	< 10	< 0.01	< 0.5	< 0.1	< 0.5	< 0.05	0.75	-	0.262	< 0.5	< 0.5	< 0.01	< 0.01	< 10	0.14	< 1	< 3
	QUL-66-24M	2014 09 15	8.4	18.9	< 30	2.15	11.1	0.555	1.24	< 0.1	0.19	7.83	< 0.1	< 10	< 0.01	< 0.5	< 0.1	2.74	< 0.05	0.87	-	0.909	< 0.5	< 0.5	< 0.01	< 0.01	< 10	0.184	< 1	< 3
	QUL-66-48M	2014 09 15	16	23.3	< 30	2.57	53.1	1.04	3.49	0.26	0.67	15.8	< 0.1	< 10	< 0.01	< 0.5	< 0.1	6.04	0.077	1.13	-	5.74	< 0.5	< 0.5	< 0.01	< 0.01	< 10	0.563	< 1	3.5
	QUL-66-0M	2014 09 16	8.8	17.4	< 30	1.92	0.451	0.459	0.792	< 0.1	< 0.1	5.12	< 0.1	< 10	< 0.01	< 0.5	< 0.1	0.5	< 0.05	0.82	-	0.262	< 0.5	< 0.5	< 0.01	< 0.01	< 10	0.141	< 1	< 3
	QUL-66-40M	2014 09 16	14.4	22.3	< 30	2.47	44.3	0.978	3.08	0.21	0.61	14.4	< 0.1	< 10	< 0.01	< 0.5	< 0.1	5.45	< 0.05	1	-	4.94	< 0.5	< 0.5	< 0.01	< 0.01	< 10	0.508	< 1	< 3
QUL-67	QUL-67-34M	2014 08 20	11.9	21.8	< 30	2.47	79.9	0.78	2.37	0.15	0.52	15.6	< 0.1	< 10	< 0.01	< 0.5	< 0.1	3.97	< 0.05	0.53	-	3.14	< 0.5	< 0.5	< 0.01	< 0.01	< 10	0.466	< 1	< 3
QUL-68	QUL-68-40M	2014 08 21	11.7	23.3	< 30	2.62	106	0.889	3.46	0.2	0.67	17.3	< 0.1	< 10	< 0.01	< 0.5	< 0.1	4.2	< 0.05	1.08	-	4.45	< 0.5	0.51	< 0.01	< 0.01	< 10	0.593	< 1	< 3
QUL-69	QUL-69-32M	2014 08 21	10.1	19.8	< 30	2.26	47.4	0.597	1.72	< 0.1	0.31	10.3	< 0.1	< 10	< 0.01	< 0.5	< 0.1	2.53	< 0.05	0.99	-	1.49	< 0.5	< 0.5	< 0.01	< 0.01	< 10	0.287	< 1	< 3
QUL-74	QUL-74-46M	2014 08 21	11.4	20.6	< 30	2.29	42.8	0.652	2.11	0.11	0.38	11.4	< 0.1	< 10	< 0.01	< 0.5	< 0.1	3.33	< 0.05	0.95		2.09	< 0.5	< 0.5	< 0.01	< 0.01	< 10	0.362	< 1	< 3
QUL-75	QUL-75-40M	2014 08 21	10.5	21	< 30	2.35	46.1	0.685	2.08	0.12	0.42	12	< 0.1	< 10	< 0.01	< 0.5	< 0.1	3.29	< 0.05	1		2.51	< 0.5	< 0.5	< 0.01	< 0.01	< 10	0.408	< 1	< 3
QUL-77	QUL-77	2014 08 22	10.2	17	< 30	1.93	0.945	0.458	0.829	< 0.1	< 0.1	5.56	< 0.1	< 10	< 0.01	< 0.5	< 0.1	1.06	< 0.05	0.85		0.272	< 0.5	< 0.5	< 0.01	< 0.01	< 10	0.137	< 1	< 3
QUL-79	QUL-79-0M	2014 08 25	8.1	14.2	< 30	1.66	0.269	0.382	0.689	< 0.1	< 0.1	4.43	< 0.1	< 10	< 0.01	< 0.5	< 0.1	< 0.5	< 0.05	< 0.5	-	0.229	< 0.5	< 0.5	< 0.01	< 0.01	< 10	0.111	< 1	< 3
	QUL-79-27M	2014 08 25	6.8	18.5	< 30	2.08	5.6	0.491	1.74	< 0.1	0.12	6.1	< 0.1	< 10	< 0.01	< 0.5	< 0.1	1.62	< 0.05	0.5	-	0.528	< 0.5	< 0.5	< 0.01	< 0.01	< 10	0.177	< 1	< 3
	QUL-79-79M	2014 08 25	6.3	19	< 30	2.11	8.68	0.517	1.32	< 0.1	0.17	6.65	< 0.1	< 10	< 0.01	< 0.5	< 0.1	1.4	< 0.05	0.59	-	0.741	< 0.5	< 0.5	< 0.01	< 0.01	< 10	0.203	< 1	< 3
	QUL-79-0M	2014 08 27	10.2	16.7	< 30	1.91	0.304	0.44	0.818	< 0.1	< 0.1	4.91	< 0.1	< 10	< 0.01	< 0.5	< 0.1	< 0.5	< 0.05	0.74		0.254	< 0.5	< 0.5	< 0.01	< 0.01	< 10	0.136	< 1	< 3
	QUL-79-55M	2014 08 27	4.9	18.5	< 30	2.08	0.562	0.46	0.923	< 0.1	< 0.1	5.16	< 0.1	< 10	< 0.01	< 0.5	< 0.1	0.51	< 0.05	0.8		0.27	< 0.5	< 0.5	< 0.01	< 0.01	< 10	0.152	< 1	< 3
	QUL-79-0M	2014 08 29	10	16.8	< 30	1.9	0.293	0.449	0.793	< 0.1	0.1	4.95	< 0.1	< 10	< 0.01	< 0.5	< 0.1	< 0.5	< 0.05	0.68	-	0.259	< 0.5	< 0.5	< 0.01	< 0.01	< 10	0.14	< 1	< 3
	QUL-79-32M	2014 08 29	6.7	18.3	< 30	2.09	5.41	0.499	1.05	< 0.1	0.14	6.05	< 0.1	< 10	< 0.01	< 0.5	< 0.1	1.25	< 0.05	0.66	-	0.566	< 0.5	< 0.5	< 0.01	< 0.01	< 10	0.182	< 1	< 3
	QUL-79-0M	2014 09 02	9.8	17.1	< 30	1.92	0.28	0.454	0.803	< 0.1	0.1	4.95	< 0.1	< 10	< 0.01	< 0.5	< 0.1	< 0.5	< 0.05	0.66	-	0.271	< 0.5	< 0.5	< 0.01	< 0.01	< 10	0.139	< 1	< 3
	QUL-79-30M	2014 09 02	5.8	18.5	< 30	2.06	2.3	0.492	0.972	< 0.1	< 0.1	5.65	< 0.1	< 10	< 0.01	< 0.5	< 0.1	1.03	< 0.05	0.89	-	0.438	< 0.5	< 0.5	< 0.01	< 0.01	< 10	0.173	< 1	< 3
	QUL-79-60M	2014 09 02	4.2	18.9	< 30	2.08	1.23	0.48	0.92	< 0.1	< 0.1	5.1	< 0.1	< 10	< 0.01	< 0.5	< 0.1	0.61	< 0.05	0.81	-	0.325	< 0.5	< 0.5	< 0.01	< 0.01	< 10	0.159	< 1	< 3
	QUL-79-0M	2014 09 04	9.5	16.9	< 30	1.96	0.449	0.445	0.806	< 0.1	0.1	5.28	< 0.1	< 10	< 0.01	< 0.5	< 0.1	0.55	< 0.05	0.61	-	0.329	< 0.5	< 0.5	< 0.01	< 0.01	< 10	0.153	< 1	< 3
	QUL-79-8M	2014 09 04	8.3	16.6	< 30	1.97	1.08	0.47	0.873	< 0.1	0.13	5.95	< 0.1	< 10	< 0.01	< 0.5	< 0.1	0.83	< 0.05	0.68	-	0.352	< 0.5	< 0.5	< 0.01	< 0.01	< 10	0.149	< 1	< 3
	QUL-79-45M	2014 09 04	4.6	18.1	< 30	2.02	0.292	0.452	0.853	< 0.1	< 0.1	4.85	< 0.1	< 10	< 0.01	< 0.5	< 0.1	< 0.5	< 0.05	0.85	-	0.27	< 0.5	< 0.5	< 0.01	< 0.01	< 10	0.18	< 1	< 3
	QUL-79-0M	2014 09 06	10.2	16.6	< 30	1.89	0.443	0.473	0.81	< 0.1	< 0.1	5.1	< 0.1	< 10	< 0.01	< 0.5	< 0.1	0.65	< 0.05	0.83	-	0.275	< 0.5	< 0.5	< 0.01	< 0.01	< 10	0.133	< 1	< 3
	QUL-79-10M	2014 09 06	8.7	17.1	< 30	1.88	0.262	0.444	0.788	< 0.1	< 0.1	4.86	< 0.1	< 10	< 0.01	< 0.5	< 0.1	0.55	< 0.05	0.89	-	0.229	< 0.5	< 0.5	< 0.01	< 0.01	< 10	0.134	< 1	< 3
	QUL-79-60M	2014 09 06	7.5	19	< 30	2.13	14.4	0.583	1.4	< 0.1	0.22	7.8	< 0.1	< 10	< 0.01	< 0.5	< 0.1	2.19	< 0.05	0.94	-	1.41	< 0.5	< 0.5	< 0.01	< 0.01	< 10	0.258	< 1	< 3
	QUL-79-0M	2014 09 11	8.6	17	< 30	1.94	0.45	0.459	0.841	< 0.1	0.12	5.27	< 0.1	< 10	< 0.01	< 0.5	< 0.1	0.72	< 0.05	< 0.5	-	0.287	< 0.5	< 0.5	< 0.01	< 0.01	< 10	0.15	< 1	< 3
	QUL-79-38M	2014 09 11	7.2	18.5	< 30	2.08	3.6	0.495	1.03	< 0.1	0.13	5.92	< 0.1	< 10	< 0.01	< 0.5	< 0.1	1.04	< 0.05	< 0.5	-	0.605	< 0.5	< 0.5	< 0.01	< 0.01	< 10	0.183	< 1	< 3
	QUL-79-50M	2014 09 11	6.9	18.2	< 30	2.05	4.47	0.491	1.05	< 0.1	0.14	6.05	< 0.1	< 10	< 0.01	< 0.5	< 0.1	1.19	< 0.05	0.51	-	0.681	< 0.5	< 0.5	< 0.01	< 0.01	< 10	0.195	< 1	< 3
	QUL-79-0M	2014 09 13	9.2	17.2	< 30	1.85	0.301	0.468	0.833	< 0.1	0.11	4.84	< 0.1	< 10	< 0.01	< 0.5	< 0.1	0.74	< 0.05	0.68	-	0.253	< 0.5	< 0.5	< 0.01	< 0.01	< 10	0.144	< 1	< 3
	QUL-79-14M	2014 09 13	8.1	17.3	< 30	2.03	0.702	0.501	0.926	< 0.1	0.12	5.66	< 0.1	< 10	< 0.01	< 0.5	< 0.1	0.73	< 0.05	0.63	-	0.327	< 0.5	< 0.5	< 0.01	< 0.01	< 10	0.144	< 1	< 3
	QUL-79-50M	2014 09 13	11.3	21.1	< 30	2.34	28.2	0.871	2.64	0.18	0.51	11.6	< 0.1	< 10	< 0.01	< 0.5	< 0.1	4.52	< 0.05	0.79	-	3.85	< 0.5	< 0.5	< 0.01	< 0.01	< 10	0.421	< 1	< 3
	QUL-79-0M	2014 09 15	8.6	17	< 30	1.86	0.202	0.43	0.752	< 0.1	< 0.1	4.71	< 0.1	< 10	< 0.01	< 0.5	< 0.1	< 0.5	< 0.05	0.78	-	0.227	< 0.5	< 0.5	< 0.01	< 0.01	< 10	0.147	< 1	< 3
	QUL-79-26M	2014 09 15	7.7	18.6	< 30	2.12	6.43	0.538	1.23	< 0.1	0.19	6.88	< 0.1	< 10	< 0.01	< 0.5	< 0.1	1.92	< 0.05	0.85	-	1.02	< 0.5	< 0.5	< 0.01	< 0.01	< 10	0.198	< 1	< 3
	QUL-79-50M	2014 09 15	7.9	19.4	< 30	2.2	11.2	0.61	1.53	< 0.1	0.22	7.95	< 0.1	< 10	< 0.01	< 0.5	< 0.1	2.84	< 0.05	0.93	-	1.62	< 0.5	< 0.5	< 0.01	< 0.01	< 10	0.239	< 1	< 3

Associated ALS files: L1498519, L1498533, L1499166, L1499203, L1499703, L1499707, L1499710, L1499926, L1499947, L1500619, L1501501, L1501518, L1502349, L1502364, L1502370, L1502388, L1503057, L1503061, L1503079, L1503910, L1503913, L1503928, L1503932, L1503933, L1503934, L1504180, L1504213, L1504220, L1504251, L1504261, L1504997, L1505918, L1506551, L1506571, L1506577, L1506586, L1500164, L1502370, L1506989, L1506996, L1507001, L1507291, L1507298, L1506992, L1507259, L1507347, L1507948, L1507972, L1507977, L1508637, L1508673, L1509507, L1508649, L1509597, L1510231, L1510268, L1510289, L1510741, L1510746, L1511190, L1511225, L1511232, L1511817, L1511758, L1511787, L1511850, L1511886, L1511905, L1512681, L1512726, L1513326, L1513353, L1513820, L1513828, L1514716, L1514724, L1514735, L1514765, L1507963, L1514731, L1514737, L1515541, L1515553, L1515572, L1518945, L1516292, L1516846, L1516856, L1517429, L1517430, L1517431, L1517432, L1518138, L1518251, L1518254, L1518260, L1518267, L1518976, L1519008, L1519837, L1519791, L1520433, L1520459, L1520931.

All terms defined within the body of SNC-Lavalin's report (available upon request).

< Denotes concentration less than indicated detection limit or RPD less than indicated value.

- Denotes analysis not conducted.

n/a Denotes no applicable standard.

* RPDs are not normally calculated where one or more concentrations are less than five times MDL.

SHADED Concentration greater than BCWQG Aquatic Life (AW) guideline.

BOLD Concentration greater than BCWQG Drinking Water (DW) guideline.

SHADED Concentration greater than BCWQG Aquatic Life (30day) (AW) guideline.

BOLD Concentration greater than or equal to Canadian Drinking Water Quality (DW) guideline.

[a] Laboratory detection limit out of range.

[b] British Columbia Approved Water Quality Guidelines 2006 Edition, updated 2014.

[c] A Compendium of Working Water Quality Guidelines for British Columbia, updated August 2006.

[d] Guideline varies with pH, and/or either Temperature or Hardness or chloride

[e] Health Canada Drinking Water Guidelines, 2012.

[f] Guideline for Nitrate applied.

[g] The total phosphorus guideline is a measure of lake productivity and is based on spring overturn or an average of summer samples and is not applicable to single sample results at this point in time.

[h] Calculated based on an individual sample basis, not average of 30 day results.

[i] Secondary chronic or chronic value, not 30 day mean.

[j] Guideline not applicable for site situation.

TABLE 1a: Summary of Analytical Results for Mount Polley, Quesnel Lake and River - Surface Water DRAFT

Sample Location	Sample ID	Sample Date (yyyy mm dd)	Total Metals																														
			Aluminum (µg/L)	Antimony (µg/L)	Arsenic (µg/L)	Barium (µg/L)	Beryllium (µg/L)	Bismuth (µg/L)	Boron (µg/L)	Cadmium (µg/L)	Calcium (µg/L)	Chromium (µg/L)	Cobalt (µg/L)	Copper (µg/L)	Iron (µg/L)	Lead (µg/L)	Lithium (µg/L)	Magnesium (µg/L)	Manganese (µg/L)	Mercury (µg/L)	Molybdenum (µg/L)	Nickel (µg/L)	Potassium (µg/L)	Selenium (µg/L)	Silicon (µg/L)	Silver (µg/L)	Sodium (µg/L)	Thallium (µg/L)	Tin (µg/L)	Titanium (µg/L)	Uranium (µg/L)	Vanadium (µg/L)	Zinc (µg/L)
BC Guidelines																																	
BCWQG Aquatic Life (AW)[b,c]			n/a	20	5	5,000	n/a	n/a	1,200	0.016-0.055[d]	n/a	1 (Cr(+6))	110	6.0-19.3[d]	1,000	27.3-177.4[d]	870	n/a	1001-2568[d]	Methyl mercury analysis in progress	2,000	25-150[d]	373,000-432,000	2	n/a	0.1-3.0[d]	n/a	0.3	n/a	2,000	300	6	33-103.5[d]
BCWQG Aquatic Life (30day) (AW)[b,c,h]			n/a	n/a	n/a	1,000	5.3[i]	n/a	n/a	n/a	n/a	n/a	4	2-7.4[d]	n/a	4.4-10.2[d]	14[i]	n/a	791.1-1415[d]		1,000	n/a	n/a	n/a	n/a	0.05-1.5[d]	n/a	n/a	n/a	n/a	n/a	n/a	7.5-78[d]
BCWQG Drinking Water (DW)[b,c]			n/a	14	25	n/a	4	n/a	5,000	n/a	n/a	n/a	n/a	500	n/a	50	n/a	n/a	n/a	1	250	n/a	n/a	10	n/a	n/a	n/a	2	n/a	n/a	n/a	n/a	5,000
Canadian Drinking Water Quality (DW)[e]			100	6	10	1,000	n/a	n/a	5,000	5	n/a	50	n/a	1,000	300	10	n/a	n/a	50	1	n/a	n/a	n/a	10	n/a	n/a	200,000	n/a	n/a	n/a	20	n/a	5,000
QUL-66	QUL-66-0M	2014 09 11	58	< 0.1	0.13	6.29	< 0.1	< 0.5	< 10	< 0.01	17,300	< 0.5	< 0.1	**2.19**	53	< 0.05	< 0.5	1,980	2.94	-	0.345	< 0.5	480	< 0.5	1,630	< 0.01	868	< 0.01	< 0.1	< 10	0.157	< 1	< 3
	QUL-66-34M	2014 09 11	***3,710***	0.34	1.64	102	< 0.1	< 0.5	13	0.021	22,600	**1.48**	1.22	**73.4**	***1,680***	1.18	2.13	3,220	***97.1***	-	6.42	1.64	2,910	< 0.5	10,200	0.037	4,340	0.012	0.12	129	0.682	**6.4**	6.5
	QUL-66-50M	2014 09 11	***2,710***	0.25	1.26	76.9	< 0.1	< 0.5	< 10	0.017	21,400	**1.19**	0.92	**55.5**	***1,350***	0.961	1.41	2,950	***87.6***	-	5.02	1.37	2,240	< 0.5	8,180	0.025	3,450	0.011	< 0.1	99	0.591	4.9	5
	QUL-66X-50M	2014 09 11	***2,080***	0.26	1.07	61.3	< 0.1	< 0.5	11	0.015	20,700	0.96	0.7	**46.9**	***973***	0.771	1.65	2,710	***71***	-	4.05	1.14	1,860	0.68	6,490	0.032	3,120	< 0.01	< 0.1	69	0.499	3.8	4.5
	QA/QC RPD %		26	*	16	23	*	*	*	*	3	*	27	*	33	*	*	9	*	-	21	*	19	*	23	*	10	*	*	36	17	*	*
	QUL-66-0M	2014 09 13	19.5	< 0.1	0.11	5.15	< 0.1	< 0.5	< 10	< 0.01	17,200	< 0.5	< 0.1	0.81	< 30	< 0.05	< 0.5	1,960	1.07	-	0.348	< 0.5	464	< 0.5	1,490	< 0.01	824	< 0.01	< 0.1	< 10	0.156	< 1	< 3
	QUL-66-10M	2014 09 13	***801***	< 0.1	0.47	17.2	< 0.1	< 0.5	< 10	< 0.01	17,500	0.98	0.5	**14**	***882***	0.358	1.06	2,300	23.2	-	0.406	1.28	693	< 0.5	3,120	< 0.01	978	< 0.01	< 0.1	45	0.182	2.3	3.6
	QUL-66-48M	2014 09 13	***4,080***	0.32	1.7	111	< 0.1	< 0.5	11	**0.071**	23,500	**1.64**	1.22	**69.7**	***1,790***	1.23	2.01	3,380	***116***	-	6.45	1.7	3,130	0.51	11,500	0.025	4,400	0.015	0.12	131	0.728	**6.5**	6.2
	QUL-66-0M	2014 09 15	22.7	< 0.1	0.1	5.07	< 0.1	< 0.5	< 10	< 0.01	16,900	< 0.5	< 0.1	0.74	< 30	< 0.05	0.81	1,900	1.05	-	0.275	< 0.5	439	< 0.5	1,460	< 0.01	789	< 0.01	< 0.1	< 10	0.139	< 1	< 3
	QUL-66-24M	2014 09 15	***940***	< 0.1	0.53	21.5	< 0.1	< 0.5	< 10	< 0.01	18,900	**1.01**	0.55	**18.2**	***932***	0.377	1.65	2,520	31.8	-	1.03	1.29	872	< 0.5	4,150	< 0.01	1,360	< 0.01	< 0.1	52	0.225	2.4	3.5
	QUL-66-48M	2014 09 15	***3,240***	0.3	1.75	86.5	< 0.1	< 0.5	< 10	0.023	23,000	**1.89**	1.39	**69.3**	***2,050***	1.18	2.68	3,340	***111***	-	5.93	2.03	2,380	0.52	9,470	0.029	3,970	0.012	0.1	143	0.633	**6.9**	6.9
	QUL-66-0M	2014 09 16	28.1	< 0.1	< 0.1	5.22	< 0.1	< 0.5	< 10	< 0.01	17,200	< 0.5	< 0.1	0.88	< 30	< 0.05	0.79	1,910	1.41	-	0.303	< 0.5	459	< 0.5	1,440	< 0.01	800	< 0.01	< 0.1	< 10	0.146	< 1	< 3
	QUL-66-40M	2014 09 16	***2,830***	0.26	1.32	78.3	< 0.1	< 0.5	< 10	0.019	22,500	**1.36**	1.02	**53.6**	***1,480***	0.924	2.24	3,080	***86.5***	-	5.07	1.5	2,270	< 0.5	8,540	0.022	3,480	0.01	< 0.1	103	0.564	5.2	5.2
QUL-67	QUL-67-34M	2014 08 20	***2,510***	0.21	1.44	60.8	< 0.1	< 0.5	< 10	0.019	22,100	**1.69**	1.29	**59.1**	***1,820***	1.03	1.89	3,320	***143***	-	3.68	1.85	1,690	< 0.5	6,780	0.025	2,900	< 0.01	< 0.1	108	0.56	5.6	6.4
QUL-68	QUL-68-40M	2014 08 21	***4,060***	0.27	1.9	86.9	0.11	< 0.5	< 10	0.024	23,700	**2.51**	1.81	**75.9**	***2,650***	1.55	3.04	3,800	***187***	-	4.67	2.51	2,370	0.57	10,500	0.038	3,540	0.018	0.13	164	0.706	**8.1**	**9.2**
QUL-69	QUL-69-32M	2014 08 21	***1,940***	0.11	0.87	39.4	< 0.1	< 0.5	< 10	0.013	20,400	**1.4**	0.81	**31.1**	***1,290***	0.653	1.91	2,930	***89.1***	-	1.71	1.34	1,270	< 0.5	6,580	0.015	1,880	< 0.01	< 0.1	84	0.362	3.9	4.6
QUL-74	QUL-74-46M	2014 08 21	***2,080***	0.15	1.03	45.7	< 0.1	< 0.5	< 10	0.015	20,500	**1.38**	0.98	**40.3**	***1,480***	0.78	2.13	2,930	***89***	-	2.32	1.51	1,360	< 0.5	6,000	0.018	2,110	< 0.01	< 0.1	90	0.421	4.4	5.4
QUL-75	QUL-75-40M	2014 08 21	***2,570***	0.16	1.16	56.1	< 0.1	< 0.5	< 10	0.021	21,400	**1.56**	1.14	**49.8**	***1,690***	1.01	2.2	3,170	***102***	-	2.92	1.58	1,640	< 0.5	7,160	0.021	2,580	0.011	< 0.1	108	0.504	5.1	7.3
QUL-77	QUL-77	2014 08 22	84.3	< 0.1	0.14	6.08	< 0.1	< 0.5	< 10	< 0.01	16,200	< 0.5	< 0.1	**2.48**	98	< 0.05	0.87	1,900	3.67	-	0.3	0.51	466	< 0.5	1,600	< 0.01	838	< 0.01	< 0.1	< 10	0.146	< 1	< 3
QUL-79	QUL-79-0M	2014 08 25	12.9	< 0.1	0.12	5.35	< 0.1	< 0.5	< 10	< 0.01	16,400	< 0.5	< 0.1	0.53	< 30	< 0.05	< 0.5	1,920	1.22	-	0.296	< 0.5	469	< 0.5	1,560	< 0.01	829	< 0.01	< 0.1	< 10	0.138	< 1	< 3
	QUL-79-27M	2014 08 25	***246***	< 0.1	0.21	10.2	< 0.1	< 0.5	< 10	< 0.01	18,000	< 0.5	0.11	**5.91**	167	0.119	0.68	2,100	12.4	< 0.05	0.581	< 0.5	573	< 0.5	2,170	< 0.01	1,370	< 0.01	< 0.1	< 10	0.19	< 1	< 3
	QUL-79-79M	2014 08 25	***515***	< 0.1	0.3	16.4	< 0.1	< 0.5	< 10	< 0.01	18,800	< 0.5	0.19	**10.4**	***308***	0.192	0.83	2,240	19.7	< 0.05	0.857	0.59	720	< 0.5	2,810	< 0.01	1,420	< 0.01	< 0.1	20	0.227	1.1	< 3
	QUL-79-0M	2014 08 27	13.3	< 0.1	0.1	5.04	< 0.1	< 0.5	< 10	< 0.01	16,400	< 0.5	< 0.1	0.51	< 30	< 0.05	0.72	1,920	0.888	< 0.01	0.27	< 0.5	448	< 0.5	1,480	< 0.01	841	< 0.01	< 0.1	< 10	0.142	< 1	< 3
	QUL-79-55M	2014 08 27	38	< 0.1	0.1	5.74	< 0.1	< 0.5	< 10	**0.024**	18,200	< 0.5	< 0.1	1.06	< 30	< 0.05	0.81	2,080	1.9	< 0.01	0.273	< 0.5	487	< 0.5	1,720	< 0.01	960	< 0.01	< 0.1	< 10	0.168	< 1	< 3
	QUL-79-0M	2014 08 29	13	< 0.1	0.13	5.04	< 0.1	< 0.5	< 10	< 0.01	16,700	< 0.5	< 0.1	< 0.5	< 30	< 0.05	< 0.5	1,900	0.898	< 0.01	0.271	< 0.5	454	< 0.5	1,500	< 0.01	821	< 0.01	< 0.1	< 10	0.141	< 1	< 3
	QUL-79-32M	2014 08 29	***348***	< 0.1	0.26	12.2	< 0.1	< 0.5	< 10	< 0.01	18,400	< 0.5	0.14	**6.79**	216	0.137	0.66	2,170	13.9	< 0.01	0.607	0.5	628	< 0.5	2,430	< 0.01	1,110	< 0.01	< 0.1	16	0.196	< 1	< 3
	QUL-79-0M	2014 09 02	15.6	< 0.1	0.12	5.12	< 0.1	< 0.5	< 10	< 0.01	16,900	< 0.5	< 0.1	0.56	< 30	< 0.05	0.77	1,930	0.949	< 0.01	0.29	< 0.5	463	< 0.5	1,460	< 0.01	828	< 0.01	< 0.1	< 10	0.146	< 1	< 3
	QUL-79-30M	2014 09 02	***163***	< 0.1	0.17	8.34	< 0.1	< 0.5	< 10	< 0.01	18,400	< 0.5	< 0.1	**3.74**	106	0.07	1	2,100	7.73	< 0.01	0.45	< 0.5	553	< 0.5	1,990	< 0.01	1,010	< 0.01	< 0.1	< 10	0.179	< 1	< 3
	QUL-79-60M	2014 09 02	79.9	< 0.1	0.15	6.53	< 0.1	< 0.5	< 10	**0.022**	18,600	< 0.5	< 0.1	1.79	47	0.056	0.94	2,100	3.62	< 0.01	0.349	< 0.5	512	< 0.5	1,810	< 0.01	959	< 0.01	< 0.1	< 10	0.178	< 1	< 3
	QUL-79-0M	2014 09 04	18.1	< 0.1	0.12	5.23	< 0.1	< 0.5	< 10	< 0.01	16,400	< 0.5	< 0.1	0.87	< 30	< 0.05	0.56	1,920	1.67	-	0.332	< 0.5	448	< 0.5	1,520	< 0.01	800	< 0.01	< 0.1	< 10	0.166	< 1	< 3
	QUL-79-8M	2014 09 04	27.5	< 0.1	0.15	6.14	< 0.1	< 0.5	< 10	< 0.01	16,000	< 0.5	< 0.1	1.38	30	< 0.05	0.62	1,900	3.55	-	0.384	< 0.5	480	< 0.5	1,580	< 0.01	879	< 0.01	< 0.1	< 10	0.162	< 1	< 3
	QUL-79-45M	2014 09 04	23.2	< 0.1	0.12	5.38	< 0.1	< 0.5	< 10	< 0.01	18,200	< 0.5	< 0.1	0.94	< 30	< 0.05	0.95	2,060	1.65	-	0.302	< 0.5	478	< 0.5	1,700	< 0.01	894	< 0.01	< 0.1	< 10	0.189	< 1	< 3
	QUL-79-0M	2014 09 06	17.3	< 0.1	0.14	5.23	< 0.1	< 0.5	< 10	< 0.01	16,300	< 0.5	< 0.1	0.71	< 30	< 0.05	0.84	1,880	1.28	-	0.291	< 0.5	474	< 0.5	1,510	< 0.01	817	< 0.01	< 0.1	< 10	0.139	< 1	< 3
	QUL-79-10M	2014 09 06	23.9	< 0.1	0.11	5.1	< 0.1	< 0.5	< 10	< 0.01	17,100	< 0.5	< 0.1	0.86	< 30	< 0.05	0.78	1,870	1.7	-	0.262	< 0.5	458	< 0.5	1,540	< 0.01	813	< 0.01	< 0.1	< 10	0.155	< 1	< 3
	QUL-79-60M	2014 09 06	***878***	0.11	0.48	24.9	< 0.1	< 0.5	< 10	**0.025**	19,400	0.53	0.34	**18.5**	***498***	< 0.35	1.24	2,380	34.5	-	1.59	0.99	977	< 0.5	3,880	< 0.01	1,640	< 0.01	0.35	36	0.294	1.8	< 3
	QUL-79-0M	2014 09 11	31	< 0.1	0.14	5.66	< 0.1	< 0.5	< 10	< 0.01	16,600	< 0.5	< 0.1	1.15	< 30	< 0.05	< 0.5	1,910	1.9	-	0.307	< 0.5	473	< 0.5	1,530	< 0.01	860	< 0.01	< 0.1	< 10	0.152	< 1	< 3
	QUL-79-38M	2014 09 11	***122***	< 0.1	0.18	8.48	< 0.1	< 0.5	< 10	< 0.01	17,600	< 0.5	< 0.1	**4.71**	74	0.092	< 0.5	2,030	7.43	-	0.637	< 0.5	530	< 0.5	1,850	< 0.01	1,030	< 0.01	< 0.1	< 10	0.195	< 1	< 3
	QUL-79-50M	2014 09 11	***193***	< 0.1	0.21	10.5	< 0.1	< 0.5	< 10	< 0.01	17,800	< 0.5	< 0.1	**6.68**	107	0.116	< 0.5	2,060	10.9	-	0.797	< 0.5	584	< 0.5	2,020	< 0.01	1,140	< 0.01	< 0.1	< 10	0.213	< 1	< 3
	QUL-79-0M	2014 09 13	18.5	< 0.1	0.1	5	< 0.1	< 0.5	< 10	< 0.01	17,400	< 0.5	< 0.1	0.87	< 30	< 0.05	0.53	1,950	0.952	-	0.275	< 0.5	475	< 0.5	1,470	< 0.01	842	< 0.01	< 0.1	< 10	0.152	< 1	< 3
	QUL-79-14M	2014 09 13	36.8	< 0.1	0.15	6.09	< 0.1	< 0.5	< 10	< 0.01	17,500	< 0.5	< 0.1	1.15	41	< 0.05	0.53	2,100	3.2	-	0.381	< 0.5	507	< 0.5	1,640	< 0.01	938	< 0.01	< 0.1	< 10	0.151	< 1	< 3
	QUL-79-50M	2014 09 13	***2,130***	0.19	0.94	59.2	< 0.1	< 0.5	< 10	0.01	20,900	0.85	0.68	**39.3**	***960***	0.658	1.43	2,740	***57.7***	-	3.81	1.03	1,850	< 0.5	6,480	0.013	2,820	< 0.01	< 0.1	77	0.46	3.7	4
	QUL-79-0M	2014 09 15	13.3	< 0.1	< 0.1	4.75	< 0.1	< 0.5	< 10	< 0.01	16,800	< 0.5	< 0.1	< 0.5	< 30	< 0.05	0.77	1,860	0.536	-	0.257	< 0.5	424	< 0.5	1,390	< 0.01	761	< 0.01	< 0.1	< 10	0.149	< 1	< 3
	QUL-79-26M	2014 09 15	***483***	< 0.1	0.29	17.4	< 0.1	< 0.5	< 10	< 0.01	18,400	< 0.5	0.17	**10.2**	233	0.167	1.14	2,190	15.3	-	1.1	0.55	765	< 0.5	2,960	< 0.01	1,350	< 0.01	< 0.1	19	0.223	< 1	< 3
	QUL-79-50M	2014 09 15	***908***	0.1	0.43	29.5	< 0.1	< 0.5	< 10	< 0.01	19,200	< 0.5	0.27	**16.7**	***410***	0.286	1.28	2,370	25	-	1.79	0.74	1,090	< 0.5	4,340	< 0.01	1,730	< 0.01	< 0.1	33	0.28	1.6	3.3

Associated ALS files: L1498519, L1498533, L1499166, L1499203, L1499703, L1499707, L1499710, L1499926, L1499947, L1500619, L1501501, L1501518, L1502349, L1502364, L1502370, L1502388, L1503057, L1503061, L1503079, L1503910, L1503913, L1503928, L1503932, L1503933, L1503934, L1504180, L1504213, L1504220, L1504251, L1504261, L1504997, L1505918, L1506551, L1506571, L1506577, L1506586, L1500164, L1502370, L1506989, L1506996, L1507001, L1507291, L1507298, L1506992, L1507259, L1507347, L1507948, L1507972, L1507977, L1508637, L1508673, L1509507, L1508649, L1509597, L1510231, L1510268, L1510289, L1510741, L1510746, L1511190, L1511225, L1511232, L1511817, L1511758, L1511787, L1511850, L1511886, L1511905, L1512681, L1512726, L1513326, L1513353, L1513820, L1513828, L1514716, L1514724, L1514735, L1514765, L1507963, L1514731, L1514737, L1515541, L1515553, L1515572, L1518945, L1516292, L1516846, L1516856, L1517429, L1517430, L1517431, L1517432, L1518138, L1518251, L1518254, L1518260, L1518267, L1518976, L1519008, L1519837, L1519791, L1520433, L1520459, L1520931.

All terms defined within the body of SNC-Lavalin's report (available upon request).

< Denotes concentration less than indicated detection limit or RPD less than indicated value.

- Denotes analysis not conducted.

n/a Denotes no applicable standard.

* RPDs are not normally calculated where one or more concentrations are less than five times MDL.

SHADED Concentration greater than BCWQG Aquatic Life (AW) guideline.

BOLD Concentration greater than BCWQG Drinking Water (DW) guideline.

SHADED Concentration greater than BCWQG Aquatic Life (30day) (AW) guideline.

BOLD Concentration greater than or equal to Canadian Drinking Water Quality (DW) guideline.

[a] Laboratory detection limit out of range.

[b] British Columbia Approved Water Quality Guidelines 2006 Edition, updated 2014.

[c] A Compendium of Working Water Quality Guidelines for British Columbia, updated August 2006.

[d] Guideline varies with pH, and/or either Temperature or Hardness or chloride

[e] Health Canada Drinking Water Guidelines, 2012.

[f] Guideline for Nitrate applied.

[g] The total phosphorus guideline is a measure of lake productivity and is based on spring overturn or an average of summer samples and is not applicable to single sample results at this point in time.

[h] Calculated based on an individual sample basis, not average of 30 day results.

[i] Secondary chronic or chronic value, not 30 day mean.

[j] Guideline not applicable for site situation.

TABLE 1a: Summary of Analytical Results for Mount Polley, Quesnel Lake and River - Surface Water DRAFT

Sample Location	Sample ID	Sample Date (yyyy mm dd)	Physical Parameters									Total Inorganics												
			Hardness (mg/L)	pH (field) (pH)	pH (pH)	Temperature (field) (C)	Turbidity (NTU)	Conductivity (µS/cm)	TDS (mg/L)	TSS (mg/L)	DOC (mg/L)	Total Kjeldahl Nitrogen (N) (mg/L)	Total Nitrogen (N) (mg/L)	Ammonia Nitrogen (µg/L)	Nitrate Nitrogen (µg/L)	Nitrite Nitrogen (µg/L)	Nitrate+Nitrite Nitrogen (µg/L)	Chloride (mg/L)	Fluoride (µg/L)	Sulphate (mg/L)	Total Alkalinity (as CaCO3) (mg/L)	Bromide (mg/L)	Ortho-phosphate (mg/L)	Total Phosphorus[g] (mg/L)
BC Guidelines																								
BCWQG Aquatic Life (AW)[b,c]			n/a	6.5-9.0	6.5-9.0		Change of 8	n/a	n/a	Change of 25	n/a	n/a	n/a	5,680-18,400[d]	32,800	60-120[d]	32,800[f]	600	988.2-1579[d]	n/a	n/a	n/a	n/a	0.005-0.015
BCWQG Aquatic Life (30day) (AW)[b,c,h]			n/a	n/a	n/a	+/-1 Degree change from ambient	Change of 2	n/a	n/a	Change of 5	+20% of median background	n/a	n/a	1,090-1,770[d]	3,000	20-40[d]	3,000[f]	150	n/a	128-429[d]	n/a	n/a	n/a	n/a
BCWQG Drinking Water (DW)[b,c]			n/a	6.5-8.5	6.5-8.5	n/a[i]	Change of 1	n/a	n/a	n/a	n/a	n/a	n/a	n/a	10,000	1,000	10,000[f]	250	1,000	500	n/a	n/a	n/a	0.01
Canadian Drinking Water Quality (DW)[e]			n/a	6.5-8.5	6.5-8.5	n/a[i]	n/a[i]	n/a	500	n/a	n/a	n/a	n/a	n/a	10,000	1,000	n/a	250	1,500	500	n/a	n/a	n/a	n/a
QUL-81	QUL-81	2014 08 24	50.3	-	-	-	1.06	-	64	< 3	2.32	-	0.149	< 5	88.2	< 1	-	< 0.5	35	5.79	45.4	-	< 0.001	< 0.002[a]
QUL-82	QUL-82-2M	2014 08 25	49.7	8.11	7.95	18.1	0.33	99.4	70	< 3	2.27	-	0.133	< 5	47.8	< 1	-	< 0.5	34	5.73	44.4	-	0.0213	***0.0254***
	QUL-82-TAP	2014 08 25	49.6	-	7.94	-	0.24	99.5	67	< 3	2.27	-	0.141	< 5	62.1	< 1	-	< 0.5	34	5.78	44.6	-	< 0.001	< 0.002[a]
QUL-83	QUL-83-2M	2014 08 25	49.6	7.94	7.94	18.3	0.25	98.8	65	< 3	2.33	-	0.122	< 5	46.9	< 1	-	< 0.5	34	5.71	44.1	-	< 0.001	< 0.002[a]
QUL-84	QUL-84-1M	2014 08 25	50.2	7.91	7.93	18.3	0.3	98.3	66	< 3	2.2	-	0.126	< 5	47.7	< 1	-	< 0.5	36	5.71	44.2	-	< 0.001	< 0.002[a]
QUL-85	QUL-85-1M	2014 08 25	49.6	7.93	7.96	18.4	0.4	99.3	67	< 3	2.15	-	0.128	< 5	47.4	< 1	-	< 0.5	34	5.76	44.6	-	< 0.001	**0.0023**
QUL-86	QUL-86-1M	2014 08 25	50.4	7.96	7.99	18.5	0.27	99.9	68	< 3	2.02	-	0.121	< 5	47.2	< 1	-	< 0.5	34	5.76	45.3	-	< 0.001	< 0.002[a]
QUL-87	QUL-87-0M	2014 08 25	48.8	8.02	7.98	19.4	0.26	97.3	71	< 3	1.96	-	0.132	< 5	42.6	< 1	-	< 0.5	34	5.69	44.1	-	< 0.001	< 0.002[a]
	QUL-87-13M	2014 08 25	51.2	7.79	7.91	11.5	0.5	103	69	< 3	1.68	-	0.209	< 5	121	< 1	-	< 0.5	35	6.01	46.4	-	0.0221	***0.025***
	QUL-87-55M	2014 08 25	53.6	7.29	7.85	5.1	0.28	107	75	< 3	1.76	-	0.207	< 5	144	1.4	-	< 0.5	36	6.14	48	-	0.0072	***0.0436***
QUL-88	QUL88-2M	2014 08 26	50.5	7.83	7.98	19.0	0.27	100	62	< 3	2.19	-	0.114	< 5	41	< 1	-	< 0.5	35	5.7	44.6	-	< 0.001	< 0.002[a]
QUL-89	QUL-89-1M	2014 08 27	49.5	8.00	7.9	17.8	0.85	98.2	67	< 3	2.21	-	0.12	< 5	52.8	< 1	-	< 0.5	34	5.79	44.5	-	0.0011	< 0.002[a]
QUL-90	QUL-90	2014 08 27	49.8	***8.54***	8.01	19.0	0.76	99.7	68	< 3	2.21	-	0.133	< 5	40.1	< 1	-	< 0.5	35	5.73	45.1	-	< 0.001	**0.0023**
	QUL-90-TAP	2014 08 27	76.1	-	7.71	-	0.3	148	99	< 3	3.46	-	0.119	8.7	21.2	< 1	-	< 0.5	57	3.9	73.2	-	0.0017	**0.0029**
QUL-91	QUL-91	2014 08 28	49.3	7.96	7.91	18.0	1.33	96.7	65	< 3	2.11	-	0.131	5.2	53.7	< 1	-	< 0.5	34	5.8	46.1	-	< 0.001	< 0.002[a]
QUL-92	QUL-92	2014 08 28	49.8	8.01	7.93	17.9	0.59	97.7	63	< 3	2.13	-	0.143	< 5	52.5	< 1	-	< 0.5	34	5.79	46	-	< 0.001	**0.0021**
QUL-93	QUL-93-TAP	2014 08 28	157	7.71	8.06	8.0	< 0.1	282	168	44.4	1.18	-	0.133	< 5	124	< 1	-	2.87	50	9.94	147	-	< 0.001	**0.0026**
QUL-94	QUL-94	2014 08 28	50.7	8.24	7.96	18.8	0.94	99.2	62	3.4	2.34	-	0.157	< 5	46.6	< 1		< 0.5	35	5.85	47.4		< 0.001	**0.0023**
QUL-95	QUL-95-TAP	2014 09 01	147	-	7.5	-	0.41	261	161	< 3	4.54	-	0.169	< 5	7.6	< 1	-	2.58	48	4.65	133	-	0.0365	***0.036***
	QUL-95-WELL	2014 09 01	125	-	7.44	-	0.78	225	142	< 3	4.45	-	0.191	5.8	< 5	< 1	-	2.05	45	3.97	116	-	0.0226	***0.025***
QUL-96	QUL-96-0M	2014 09 03	49.4	7.93	7.92	17.7	1.65	98	66	< 3	2.08	-	0.122	5.4	42.2	< 1	-	< 0.5	33	5.76	45.4	-	< 0.001	< 0.002[a]
	QUL-96-77M	2014 09 03	69.7	-	8.08	7.25	153	164	115	24.9	2.13	-	0.31	53.4	167	5	-	0.73	97	21.9	61.6	-	0.0039	0.0058
QUL-100	QUL-100-TAP	2014 09 01	177	-	7.54	-	0.14	320	188	< 3	2.28	-	0.114	< 5	61.1	< 1	-	3.16	45	10.4	161	-	0.0032	**0.0032**
	QUL-100-WELL	2014 09 01	184	6.71	7.52	8.44	0.15	328	196	< 3	2.11	-	0.132	< 5	66.5	< 1	-	3.15	44	10.4	163	-	0.006	0.006
QUL-101	QUL-101-3M	2014 09 01	49.9	7.93	7.86	17.89	0.45	97.3	65	< 3	1.95	-	0.12	< 5	43.6	< 1	-	< 0.5	34	5.75	44.9	-	< 0.001	< 0.002[a]
QUL-102	QUL-102-2M	2014 09 04	47.2	7.91	7.93	17.5	0.38	99.7	64	< 3	2.06	-	0.115	< 5	42	< 1	-	< 0.5	33	5.73	46.4	-	< 0.001	< 0.002[a]
QUL-103	QUL-103-1M	2014 09 04	49.1	7.98	7.93	17.84	0.42	99.9	64	< 3	2.12	-	0.117	< 5	39.6	< 1	-	< 0.5	33	5.75	45.8	-	< 0.001	< 0.002[a]
QUL-104	QUL-104	2014 09 10	51.4	7.45	7.87	6.9	1.32	106	64	< 3	2.01	0.095	0.229	< 5	134	< 1	-	< 0.5	33	6.27	49.7	-	< 0.001	< 0.002[a]
QUL-105	QUL-105	2014 09 11	51.9	7.6	7.91	8.7	2.25	108	66	< 3	1.66	-	0.175	5.5	128	< 1	-	< 0.5	37	6.5	52	-	< 0.001	**0.002**
QUL-107	QUL-107-2M	2014 09 15	50.1	7.86	7.82	13.9	0.6	99.8	67	< 3	1.92	-	0.136	< 5	67.3	< 1	-	< 0.5	35	6.04	48.6	-	< 0.001	< 0.002[a]
	QUL-107X-2M	2014 09 15	51	7.86	7.88	13.9	0.61	100	89	< 3	2.09	-	0.137	< 5	67.5	< 1	-	< 0.5	35	6.04	48.7	-	< 0.001	**0.002**
	QA/QC RPD %		2	0	< 1	0	2	< 1	28	*	*	-	*	*	< 1	*	-	*	*	0	< 1	-	*	*
QUL-108	QUR-108-1M	2014 09 15	51.5	8.16	7.91	14.9	0.54	101	67	< 3	2.07	-	0.14	< 5	61.3	< 1	-	< 0.5	35	6.01	49.1	-	< 0.001	< 0.002[a]
QUL-109	QUR-109-5M	2014 09 15	51.2	7.97	7.87	14.1	0.58	94.2	70	< 3	1.93	-	0.14	< 5	66.1	< 1	-	< 0.5	35	6.02	48.4	-	< 0.001	**0.0023**

Associated ALS files: L1498519, L1498533, L1499166, L1499203, L1499703, L1499707, L1499710, L1499926, L1499947, L1500619, L1501501, L1501518, L1502349, L1502364, L1502370, L1502388, L1503057, L1503061, L1503079, L1503910, L1503913, L1503928, L1503932, L1503933, L1503934, L1504180, L1504213, L1504220, L1504251, L1504261, L1504997, L1505918, L1506551, L1506571, L1506577, L1506586, L1500164, L1502370, L1506989, L1506996, L1507001, L1507291, L1507298, L1506992, L1507259, L1507347, L1507948, L1507972, L1507977, L1508637, L1508673, L1509507, L1508649, L1509597, L1510231, L1510268, L1510289, L1510741, L1510746, L1511190, L1511225, L1511232, L1511817, L1511758, L1511787, L1511850, L1511886, L1511905, L1512681, L1512726, L1513326, L1513353, L1513820, L1513828, L1514716, L1514724, L1514735, L1514765, L1507963, L1514731, L1514737, L1515541, L1515553, L1515572, L1518945, L1516292, L1516846, L1516856, L1517429, L1517430, L1517431, L1517432, L1518138, L1518251, L1518254, L1518260, L1518267, L1518976, L1519008, L1519837, L1519791, L1520433, L1520459, L1520931.

All terms defined within the body of SNC-Lavalin's report (available upon request).

< Denotes concentration less than indicated detection limit or RPD less than indicated value.

- Denotes analysis not conducted.

n/a Denotes no applicable standard.

* RPDs are not normally calculated where one or more concentrations are less than five times MDL.

SHADED Concentration greater than BCWQG Aquatic Life (AW) guideline.

BOLD Concentration greater than BCWQG Drinking Water (DW) guideline.

SHADED Concentration greater than BCWQG Aquatic Life (30day) (AW) guideline.

BOLD Concentration greater than or equal to Canadian Drinking Water Quality (DW) guideline.

[a] Laboratory detection limit out of range.

[b] British Columbia Approved Water Quality Guidelines 2006 Edition, updated 2014.

[c] A Compendium of Working Water Quality Guidelines for British Columbia, updated August 2006.

[d] Guideline varies with pH, and/or either Temperature or Hardness or chloride

[e] Health Canada Drinking Water Guidelines, 2012.

[f] Guideline for Nitrate applied.

[g] The total phosphorus guideline is a measure of lake productivity and is based on spring overturn or an average of summer samples and is not applicable to single sample results at this point in time.

[h] Calculated based on an individual sample basis, not average of 30 day results.

[i] Secondary chronic or chronic value, not 30 day mean.

[j] Guideline not applicable for site situation.

TABLE 1a: Summary of Analytical Results for Mount Polley, Quesnel Lake and River - Surface Water DRAFT

Sample Location	Sample ID	Sample Date (yyyy mm dd)	Dissolved Metals																											
			Dissolved Aluminum (µg/L)	Dissolved Calcium (mg/L)	Dissolved Iron (µg/L)	Dissolved Magnesium (mg/L)	Dissolved Manganese (µg/L)	Dissolved Potassium (mg/L)	Dissolved Sodium (mg/L)	Antimony (µg/L)	Arsenic (µg/L)	Barium (µg/L)	Beryllium (µg/L)	Boron (µg/L)	Cadmium (µg/L)	Chromium (µg/L)	Cobalt (µg/L)	Copper (µg/L)	Lead (µg/L)	Lithium (µg/L)	Mercury (µg/L)	Molybdenum (µg/L)	Nickel (µg/L)	Selenium (µg/L)	Silver (µg/L)	Thallium (µg/L)	Titanium (µg/L)	Uranium (µg/L)	Vanadium (µg/L)	Zinc (µg/L)
BC Guidelines																														
BCWQG Aquatic Life (AW)[b,c]			100[d]	n/a	350	n/a	n/a	n/a	n/a	n/a	n/a	n/a	n/a	n/a	n/a	n/a	n/a	n/a	n/a	n/a	n/a	n/a	n/a	n/a	n/a	n/a	n/a	n/a	n/a	n/a
BCWQG Aquatic Life (30day) (AW)[b,c,h]			50[d]	n/a	n/a	n/a	n/a	n/a	n/a	n/a	n/a	n/a	n/a	n/a	n/a	n/a	n/a	n/a	n/a	n/a	n/a	n/a	n/a	n/a	n/a	n/a	n/a	n/a	n/a	n/a
BCWQG Drinking Water (DW)[b,c]			200	n/a	n/a	n/a	n/a	n/a	n/a	n/a	n/a	n/a	n/a	n/a	n/a	n/a	n/a	n/a	n/a	n/a	n/a	n/a	n/a	n/a	n/a	n/a	n/a	n/a	n/a	n/a
Canadian Drinking Water Quality (DW)[e]			n/a	n/a	n/a	n/a	n/a	n/a	n/a	n/a	n/a	n/a	n/a	n/a	n/a	n/a	n/a	n/a	n/a	n/a	n/a	n/a	n/a	n/a	n/a	n/a	n/a	n/a	n/a	n/a
QUL-81	QUL-81	2014 08 24	9.5	17	< 30	1.9	0.74	0.458	0.826	< 0.1	0.1	5.44	< 0.1	< 10	< 0.01	< 0.5	< 0.1	0.96	< 0.05	0.91	-	0.274	< 0.5	< 0.5	< 0.01	< 0.01	< 10	0.141	< 1	< 3
QUL-82	QUL-82-2M	2014 08 25	9	16.7	< 30	1.93	0.499	0.465	1.01	< 0.1	0.11	5.29	< 0.1	< 10	< 0.01	< 0.5	< 0.1	< 0.5	< 0.05	< 0.5	-	0.279	< 0.5	< 0.5	< 0.01	< 0.01	< 10	0.131	< 1	< 3
	QUL-82-TAP	2014 08 25	9	16.7	< 30	1.91	0.149	0.45	0.806	< 0.1	0.1	5.29	< 0.1	< 10	< 0.01	< 0.5	< 0.1	17.6	0.085	< 0.5	-	0.273	< 0.5	< 0.5	< 0.01	< 0.01	< 10	0.13	< 1	4.4
QUL-83	QUL-83-2M	2014 08 25	9.1	16.7	< 30	1.92	0.368	0.468	0.831	< 0.1	0.11	5.33	< 0.1	< 10	< 0.01	< 0.5	< 0.1	< 0.5	< 0.05	< 0.5	-	0.268	< 0.5	< 0.5	< 0.01	< 0.01	< 10	0.125	< 1	< 3
QUL-84	QUL-84-1M	2014 08 25	9.8	16.9	< 30	1.95	0.406	0.467	0.824	< 0.1	< 0.1	5.36	< 0.1	< 10	< 0.01	< 0.5	< 0.1	< 0.5	< 0.05	0.51	-	0.269	< 0.5	< 0.5	< 0.01	< 0.01	< 10	0.126	< 1	< 3
QUL-85	QUL-85-1M	2014 08 25	8.8	16.7	< 30	1.92	0.416	0.46	0.822	< 0.1	0.13	5.34	< 0.1	< 10	< 0.01	< 0.5	< 0.1	< 0.5	< 0.05	< 0.5	-	0.277	< 0.5	< 0.5	< 0.01	< 0.01	< 10	0.136	< 1	< 3
QUL-86	QUL-86-1M	2014 08 25	9.8	17	< 30	1.95	0.467	0.459	0.827	< 0.1	0.16	5.34	< 0.1	< 10	< 0.01	< 0.5	< 0.1	< 0.5	< 0.05	< 0.5	-	0.295	< 0.5	< 0.5	< 0.01	< 0.01	< 10	0.14	< 1	< 3
QUL-87	QUL-87-0M	2014 08 25	10.3	16.4	< 30	1.89	0.41	0.465	0.807	< 0.1	< 0.1	5.07	< 0.1	< 10	< 0.01	< 0.5	< 0.1	< 0.5	< 0.05	< 0.5	-	0.273	< 0.5	< 0.5	< 0.01	< 0.01	< 10	0.13	< 1	< 3
	QUL-87-13M	2014 08 25	8.1	17.3	< 30	1.93	0.271	0.455	1.04	< 0.1	< 0.1	4.98	< 0.1	< 10	< 0.01	< 0.5	< 0.1	0.53	< 0.05	0.5	-	0.248	< 0.5	< 0.5	< 0.01	< 0.01	< 10	0.143	< 1	< 3
	QUL-87-55M	2014 08 25	5.5	18.1	< 30	2.06	0.142	0.468	0.965	< 0.1	< 0.1	4.91	< 0.1	< 10	< 0.01	< 0.5	< 0.1	0.51	< 0.05	< 0.5	-	0.235	< 0.5	< 0.5	< 0.01	< 0.01	< 10	0.141	< 1	< 3
QUL-88	QUL88-2M	2014 08 26	9.6	17	< 30	1.97	0.622	0.459	0.809	< 0.1	0.11	5.01	< 0.1	< 10	< 0.01	< 0.5	< 0.1	< 0.5	< 0.05	< 0.5		0.286	< 0.5	< 0.5	< 0.01	< 0.01	< 10	0.13	< 1	< 3
QUL-89	QUL-89-1M	2014 08 27	10.3	16.7	< 30	1.91	0.781	0.474	0.871	< 0.1	0.12	5.56	< 0.1	< 10	0.013	< 0.5	< 0.1	1.02	< 0.05	0.5		0.295	< 0.5	< 0.5	< 0.01	< 0.01	< 10	0.134	< 1	< 3
QUL-90	QUL-90	2014 08 27	10	16.7	< 30	1.95	3.63	0.431	0.872	< 0.1	0.39	5.46	< 0.1	< 10	< 0.01	< 0.5	< 0.1	0.93	< 0.05	0.68		0.289	< 0.5	< 0.5	< 0.01	< 0.01	< 10	0.13	< 1	< 3
	QUL-90-TAP	2014 08 27	4.8	22.9	67	4.61	3.43	0.365	2.16	0.16	0.81	4.77	< 0.1	< 10	< 0.01	< 0.5	< 0.1	1.85	< 0.05	< 0.5		0.273	< 0.5	< 0.5	< 0.01	< 0.01	< 10	0.022	< 1	4.2
QUL-91	QUL-91	2014 08 28	10.3	16.6	< 30	1.93	0.586	0.466	0.836	< 0.1	0.12	5.43	< 0.1	< 10	< 0.01	< 0.5	< 0.1	0.86	< 0.05	0.67	-	0.296	< 0.5	< 0.5	< 0.01	< 0.01	< 10	0.135	< 1	< 3
QUL-92	QUL-92	2014 08 28	9.9	16.7	< 30	1.95	0.581	0.461	0.831	< 0.1	0.12	5.47	< 0.1	< 10	< 0.01	< 0.5	< 0.1	0.82	< 0.05	0.7	-	0.295	< 0.5	< 0.5	< 0.01	< 0.01	< 10	0.136	< 1	< 3
QUL-93	QUL-93-TAP	2014 08 28	< 3	43.6	< 30	11.7	1.02	0.539	3.24	0.16	0.83	7.8	< 0.1	< 10	< 0.01	< 0.5	< 0.1	6.6	0.127	0.56	-	0.517	< 0.5	< 0.5	< 0.01	< 0.01	< 10	0.16	< 1	25.3
QUL-94	QUL-94	2014 08 28	10.7	17	< 30	1.99	1.42	0.471	0.853	< 0.1	0.15	5.45	< 0.1	< 10	< 0.01	< 0.5	< 0.1	0.92	< 0.05	0.67	-	0.31	< 0.5	< 0.5	< 0.01	< 0.01	< 10	0.136	< 1	< 3
QUL-95	QUL-95-TAP	2014 09 01	5.6	50.8	32	4.85	25	0.377	2.26	< 0.1	2.87	6.16	< 0.1	15	< 0.01	< 0.5	< 0.1	20.8	2.19	< 0.5	-	0.563	0.67	< 0.5	< 0.01	< 0.01	< 10	0.161	< 1	20.7
	QUL-95-WELL	2014 09 01	7.9	43.4	83	4.12	37.8	0.299	2.08	< 0.1	2.9	4.81	< 0.1	13	< 0.01	< 0.5	0.25	1.38	< 0.05	< 0.5	-	0.453	0.6	< 0.5	< 0.01	< 0.01	< 10	0.075	< 1	< 3
QUL-96	QUL-96-0M	2014 09 03	9.3	16.6	< 30	1.92	0.668	0.474	0.826	< 0.1	0.11	5.54	< 0.1	< 10	< 0.01	< 0.5	< 0.1	0.72	< 0.05	0.57	-	0.301	< 0.5	< 0.5	< 0.01	< 0.01	< 10	0.131	< 1	< 3
	QUL-96-77M	2014 09 03	17.9	23.6	< 30	2.61	47	1.56	5.68	0.48	1.12	18.7	< 0.1	< 10	< 0.01	< 0.5	< 0.1	7.56	< 0.05	1.18	-	10.7	< 0.5	0.54	< 0.01	< 0.01	< 10	0.838	1.5	< 3
QUL-100	QUL-100-TAP	2014 09 01	< 3	60.7	< 30	6.24	0.75	0.375	3.98	0.13	0.58	8.53	< 0.1	< 10	0.014	< 0.5	< 0.1	24.1	0.362	< 0.5	-	0.732	< 0.5	< 0.5	< 0.01	< 0.01	< 10	0.174	< 1	< 3
	QUL-100-WELL	2014 09 01	< 3	63.1	< 30	6.34	1.05	0.524	4.1	0.13	0.69	11.4	< 0.1	< 10	0.017	< 0.5	< 0.1	1.49	< 0.05	< 0.5	-	0.67	< 0.5	< 0.5	< 0.01	< 0.01	10	0.181	< 1	< 3
QUL-101	QUL-101-3M	2014 09 01	9.5	16.8	< 30	1.94	0.401	0.473	0.839	< 0.1	< 0.1	5.33	< 0.1	< 10	< 0.01	< 0.5	< 0.1	0.75	< 0.05	0.64	-	0.304	< 0.5	< 0.5	< 0.01	< 0.01	< 10	0.133	< 1	< 3
QUL-102	QUL-102-2M	2014 09 04	9.4	15.9	< 30	1.81	0.493	0.447	0.795	< 0.1	0.11	5.24	< 0.1	< 10	< 0.01	< 0.5	< 0.1	0.7	< 0.05	0.75	-	0.299	< 0.5	< 0.5	< 0.01	< 0.01	< 10	0.151	< 1	< 3
QUL-103	QUL-103-1M	2014 09 04	10.2	16.5	< 30	1.9	0.488	0.46	0.82	< 0.1	0.11	5.46	< 0.1	< 10	< 0.01	< 0.5	< 0.1	0.66	< 0.05	0.72	-	0.283	0.52	< 0.5	< 0.01	< 0.01	< 10	0.129	< 1	< 3
QUL-104	QUL-104	2014 09 10	6.4	17.3	< 30	1.98	1.62	0.474	0.942	< 0.1	0.13	5.69	< 0.1	< 10	< 0.01	< 0.5	< 0.1	0.95	< 0.05	0.88	-	0.345	< 0.5	< 0.5	< 0.01	< 0.01	< 10	0.157	< 1	< 3
QUL-105	QUL-105	2014 09 11	6.8	17.5	< 30	1.99	4.34	0.478	0.958	< 0.1	0.16	5.71	< 0.1	< 10	< 0.01	< 0.5	< 0.1	1.18	< 0.05	0.72	-	0.451	< 0.5	< 0.5	< 0.01	< 0.01	< 10	0.166	< 1	< 3
QUL-107	QUL-107-2M	2014 09 15	8.3	17	< 30	1.87	0.347	0.472	0.83	< 0.1	0.11	5.23	< 0.1	< 10	< 0.01	< 0.5	< 0.1	0.64	< 0.05	0.7	-	0.28	< 0.5	< 0.5	< 0.01	< 0.01	< 10	0.144	< 1	< 3
	QUL-107X-2M	2014 09 15	8.5	17.3	< 30	1.92	0.395	0.455	0.819	< 0.1	0.11	5.27	< 0.1	< 10	< 0.01	< 0.5	< 0.1	0.62	< 0.05	0.67	-	0.29	< 0.5	< 0.5	< 0.01	< 0.01	< 10	0.135	< 1	< 3
	QA/QC RPD %		*	2	*	3	13	4	1	*	*	< 1	*	*	*	*	*	*	*	*	-	4	*	*	*	*	*	7	*	*
QUL-108	QUR-108-1M	2014 09 15	8.7	17.4	< 30	1.95	1.17	0.458	0.838	< 0.1	0.11	5.08	< 0.1	< 10	< 0.01	< 0.5	< 0.1	0.56	< 0.05	0.68	-	0.265	< 0.5	< 0.5	< 0.01	< 0.01	< 10	0.144	< 1	< 3
QUL-109	QUR-109-5M	2014 09 15	8.6	17.3	< 30	1.91	0.283	0.464	0.838	< 0.1	< 0.1	5.18	< 0.1	< 10	< 0.01	< 0.5	< 0.1	0.57	< 0.05	0.71	-	0.274	< 0.5	< 0.5	< 0.01	< 0.01	< 10	0.14	< 1	< 3

Associated ALS files: L1498519, L1498533, L1499166, L1499203, L1499703, L1499707, L1499710, L1499926, L1499947, L1500619, L1501501, L1501518, L1502349, L1502364, L1502370, L1502388, L1503057, L1503061, L1503079, L1503910, L1503913, L1503928, L1503932, L1503933, L1503934, L1504180, L1504213, L1504220, L1504251, L1504261, L1504997, L1505918, L1506551, L1506571, L1506577, L1506586, L1500164, L1502370, L1506989, L1506996, L1507001, L1507291, L1507298, L1506992, L1507259, L1507347, L1507948, L1507972, L1507977, L1508637, L1508673, L1509507, L1508649, L1509597, L1510231, L1510268, L1510289, L1510741, L1510746, L1511190, L1511225, L1511232, L1511817, L1511758, L1511787, L1511850, L1511886, L1511905, L1512681, L1512726, L1513326, L1513353, L1513820, L1513828, L1514716, L1514724, L1514735, L1514765, L1507963, L1514731, L1514737, L1515541, L1515553, L1515572, L1518945, L1516292, L1516846, L1516856, L1517429, L1517430, L1517431, L1517432, L1518138, L1518251, L1518254, L1518260, L1518267, L1518976, L1519008, L1519837, L1519791, L1520433, L1520459, L1520931.

All terms defined within the body of SNC-Lavalin's report (available upon request).

< Denotes concentration less than indicated detection limit or RPD less than indicated value.

- Denotes analysis not conducted.

n/a Denotes no applicable standard.

* RPDs are not normally calculated where one or more concentrations are less than five times MDL.

SHADED Concentration greater than BCWQG Aquatic Life (AW) guideline.

BOLD Concentration greater than BCWQG Drinking Water (DW) guideline.

SHADED Concentration greater than BCWQG Aquatic Life (30day) (AW) guideline.

BOLD Concentration greater than or equal to Canadian Drinking Water Quality (DW) guideline.

[a] Laboratory detection limit out of range.

[b] British Columbia Approved Water Quality Guidelines 2006 Edition, updated 2014.

[c] A Compendium of Working Water Quality Guidelines for British Columbia, updated August 2006.

[d] Guideline varies with pH, and/or either Temperature or Hardness or chloride

[e] Health Canada Drinking Water Guidelines, 2012.

[f] Guideline for Nitrate applied.

[g] The total phosphorus guideline is a measure of lake productivity and is based on spring overturn or an average of summer samples and is not applicable to single sample results at this point in time.

[h] Calculated based on an individual sample basis, not average of 30 day results.

[i] Secondary chronic or chronic value, not 30 day mean.

[j] Guideline not applicable for site situation.

TABLE 1a: Summary of Analytical Results for Mount Polley, Quesnel Lake and River - Surface Water DRAFT

Sample Location	Sample ID	Sample Date (yyyy mm dd)	Total Metals																													
			Aluminum (µg/L)	Antimony (µg/L)	Arsenic (µg/L)	Barium (µg/L)	Beryllium (µg/L)	Bismuth (µg/L)	Boron (µg/L)	Cadmium (µg/L)	Calcium (µg/L)	Chromium (µg/L)	Cobalt (µg/L)	Copper (µg/L)	Iron (µg/L)	Lead (µg/L)	Lithium (µg/L)	Magnesium (µg/L)	Manganese (µg/L)	Mercury (µg/L)	Molybdenum (µg/L)	Nickel (µg/L)	Potassium (µg/L)	Selenium (µg/L)	Silicon (µg/L)	Silver (µg/L)	Sodium (µg/L)	Thallium (µg/L)	Tin (µg/L)	Titanium (µg/L)	Uranium (µg/L)	Vanadium (µg/L)	Zinc (µg/L)
BC Guidelines																																
BCWQG Aquatic Life (AW)[b,c]			n/a	20	5	5,000	n/a	n/a	1,200	0.016-0.055[d]	n/a	1 (Cr(+6))	110	6.0-19.3[d]	1,000	27.3-177.4[d]	870	n/a	1001-2568[d]	Methyl mercury analysis in progress	2,000	25-150[d]	373,000-432,000	2	n/a	0.1-3.0[d]	n/a	0.3	n/a	2,000	300	6	33-103.5[d]
BCWQG Aquatic Life (30day) (AW)[b,c,h]			n/a	n/a	n/a	1,000	5.3[i]	n/a	n/a	n/a	n/a	n/a	4	2-7.4[d]	n/a	4.4-10.2[d]	14[i]	n/a	791.1-1415[d]		1,000	n/a	n/a	n/a	n/a	0.05-1.5[d]	n/a	n/a	n/a	n/a	n/a	n/a	7.5-78[d]
BCWQG Drinking Water (DW)[b,c]			n/a	14	25	n/a	4	n/a	5,000	n/a	n/a	n/a	n/a	500	n/a	50	n/a	n/a	n/a	1	250	n/a	n/a	10	n/a	n/a	n/a	2	n/a	n/a	n/a	n/a	5,000
Canadian Drinking Water Quality (DW)[e]			100	6	10	1,000	n/a	n/a	5,000	5	n/a	50	n/a	1,000	300	10	n/a	n/a	50	1	n/a	n/a	n/a	10	n/a	n/a	200,000	n/a	n/a	n/a	20	n/a	5,000
QUL-81	QUL-81	2014 08 24	54.6	< 0.1	0.13	6.02	< 0.1	< 0.5	< 10	< 0.01	17,200	< 0.5	< 0.1	**2.19**	48	< 0.05	0.88	1,960	2.56	-	0.297	< 0.5	482	< 0.5	1,690	< 0.01	860	< 0.01	< 0.1	< 10	0.145	< 1	< 3
QUL-82	QUL-82-2M	2014 08 25	17.8	< 0.1	0.13	5.43	< 0.1	< 0.5	< 10	< 0.01	16,400	< 0.5	< 0.1	0.56	< 30	< 0.05	< 0.5	1,890	1.35	-	0.298	< 0.5	468	< 0.5	1,540	< 0.01	864	< 0.01	< 0.1	< 10	0.142	< 1	< 3
	QUL-82-TAP	2014 08 25	13.8	< 0.1	0.14	5.28	< 0.1	< 0.5	< 10	< 0.01	16,600	< 0.5	< 0.1	**18.7**	< 30	0.127	< 0.5	1,910	0.589	-	0.293	< 0.5	456	< 0.5	1,550	< 0.01	818	< 0.01	< 0.1	< 10	0.137	< 1	5.3
QUL-83	QUL-83-2M	2014 08 25	18.4	< 0.1	0.14	5.43	< 0.1	< 0.5	< 10	< 0.01	16,500	< 0.5	< 0.1	0.61	< 30	< 0.05	< 0.5	1,890	1.26	-	0.292	< 0.5	466	< 0.5	1,540	< 0.01	823	< 0.01	< 0.1	< 10	0.142	< 1	< 3
QUL-84	QUL-84-1M	2014 08 25	15.3	< 0.1	0.15	5.38	< 0.1	< 0.5	< 10	< 0.01	16,600	< 0.5	< 0.1	0.53	< 30	< 0.05	< 0.5	1,900	1.19	-	0.285	< 0.5	466	< 0.5	1,540	< 0.01	823	< 0.01	< 0.1	< 10	0.14	< 1	< 3
QUL-85	QUL-85-1M	2014 08 25	15.2	< 0.1	0.13	5.25	< 0.1	< 0.5	< 10	< 0.01	16,300	< 0.5	< 0.1	< 0.5	< 30	< 0.05	< 0.5	1,880	1.15	-	0.292	< 0.5	453	< 0.5	1,510	< 0.01	810	< 0.01	< 0.1	< 10	0.142	< 1	< 3
QUL-86	QUL-86-1M	2014 08 25	14.9	< 0.1	0.19	5.47	< 0.1	< 0.5	< 10	< 0.01	16,800	< 0.5	< 0.1	< 0.5	< 30	< 0.05	< 0.5	1,940	1.15	-	0.298	< 0.5	462	< 0.5	1,570	< 0.01	826	< 0.01	< 0.1	< 10	0.141	< 1	< 3
QUL-87	QUL-87-0M	2014 08 25	13.1	< 0.1	0.14	5.26	< 0.1	< 0.5	< 10	< 0.01	16,300	< 0.5	< 0.1	0.52	< 30	< 0.05	< 0.5	1,880	1.17	-	0.287	< 0.5	452	< 0.5	1,530	< 0.01	819	< 0.01	< 0.1	< 10	0.142	< 1	< 3
	QUL-87-13M	2014 08 25	24.6	< 0.1	0.11	5.36	< 0.1	< 0.5	< 10	< 0.01	17,600	< 0.5	< 0.1	0.8	< 30	< 0.05	< 0.5	1,950	1.42	-	0.265	< 0.5	471	< 0.5	1,650	< 0.01	1,180	< 0.01	< 0.1	< 10	0.151	< 1	< 3
	QUL-87-55M	2014 08 25	16.1	< 0.1	0.11	5.19	< 0.1	< 0.5	< 10	< 0.01	18,100	< 0.5	< 0.1	0.6	< 30	< 0.05	0.51	2,080	1.09	-	0.283	< 0.5	475	< 0.5	1,800	< 0.01	1,060	< 0.01	< 0.1	< 10	0.151	< 1	< 3
QUL-88	QUL88-2M	2014 08 26	16.5	< 0.1	0.13	5.24	< 0.1	< 0.5	< 10	< 0.01	16,700	< 0.5	< 0.1	0.53	< 30	< 0.05	0.52	1,950	1.45	< 0.01	0.308	< 0.5	461	< 0.5	1,560	< 0.01	834	< 0.01	< 0.1	< 10	0.139	< 1	< 3
QUL-89	QUL-89-1M	2014 08 27	36.4	< 0.1	0.13	5.72	< 0.1	< 0.5	< 10	< 0.01	16,000	< 0.5	< 0.1	1.73	31	< 0.05	0.52	1,860	1.99	< 0.01	0.298	< 0.5	457	< 0.5	1,510	< 0.01	849	< 0.01	< 0.1	< 10	0.142	< 1	< 3
QUL-90	QUL-90	2014 08 27	38.4	< 0.1	0.56	5.84	< 0.1	< 0.5	< 10	< 0.01	16,400	< 0.5	< 0.1	1.55	71	< 0.05	0.63	1,950	6.3	< 0.01	0.316	< 0.5	440	< 0.5	1,560	< 0.01	884	< 0.01	< 0.1	< 10	0.134	< 1	< 3
	QUL-90-TAP	2014 08 27	10.4	0.17	0.72	4.86	< 0.1	< 0.5	< 10	< 0.01	22,400	< 0.5	< 0.1	2.23	74	< 0.05	< 0.5	4,580	3.74	< 0.01	0.287	< 0.5	369	< 0.5	4,460	< 0.01	2,220	< 0.01	< 0.1	< 10	0.024	< 1	4.8
QUL-91	QUL-91	2014 08 28	37	< 0.1	0.15	5.85	< 0.1	< 0.5	< 10	< 0.01	16,600	< 0.5	< 0.1	1.43	< 30	< 0.05	0.67	1,940	1.89	< 0.01	0.322	< 0.5	496	< 0.5	1,550	< 0.01	862	< 0.01	< 0.1	< 10	0.144	< 1	< 3
QUL-92	QUL-92	2014 08 28	41.3	< 0.1	0.15	5.93	< 0.1	< 0.5	< 10	< 0.01	16,500	< 0.5	< 0.1	1.44	37	< 0.05	0.7	1,950	2.22	< 0.01	0.341	< 0.5	475	< 0.5	1,570	< 0.01	857	< 0.01	< 0.1	< 10	0.143	< 1	< 3
QUL-93	QUL-93-TAP	2014 08 28	< 3	0.17	0.86	7.75	< 0.1	< 0.5	< 10	< 0.01	43,300	< 0.5	< 0.1	**10.6**	58	0.303	0.5	11,500	2.06	< 0.01	0.543	< 0.5	537	< 0.5	3,340	< 0.01	3,310	< 0.01	< 0.1	< 10	0.154	< 1	39.9
QUL-94	QUL-94	2014 08 28	64.4	< 0.1	0.19	6.1	< 0.1	< 0.5	< 10	< 0.01	16,700	< 0.5	< 0.1	1.59	69	< 0.05	0.72	1,980	3.28	< 0.01	0.331	< 0.5	496	< 0.5	1,620	< 0.01	891	< 0.01	< 0.1	< 10	0.149	< 1	< 3
QUL-95	QUL-95-TAP	2014 09 01	11.5	< 0.1	3.45	6.24	< 0.1	< 0.5	17	< 0.01	50,100	< 0.5	0.11	**22.2**	185	5	< 0.5	4,800	26.1	< 0.01	0.609	0.66	377	< 0.5	6,050	< 0.01	2,280	< 0.01	< 0.1	< 10	0.169	< 1	18.4
	QUL-95-WELL	2014 09 01	18.9	< 0.1	3.56	4.91	< 0.1	< 0.5	15	< 0.01	42,700	< 0.5	0.27	2.34	***301***	0.057	< 0.5	4,080	40.5	< 0.01	0.478	0.63	297	< 0.5	5,970	< 0.01	2,090	< 0.01	< 0.1	< 10	0.079	< 1	< 3
QUL-96	QUL-96-0M	2014 09 03	72.8	< 0.1	0.13	6.46	< 0.1	< 0.5	< 10	< 0.01	16,700	< 0.5	< 0.1	**2.3**	64	< 0.05	0.82	1,970	3.07	< 0.01	0.337	< 0.5	509	< 0.5	1,640	< 0.01	865	< 0.01	< 0.1	< 10	0.144	< 1	< 3
	QUL-96-77M	2014 09 03	***7,300***	0.57	2.76	189	0.16	< 0.5	13	0.02	26,100	**2.39**	2.1	**135**	***2,880***	2.11	3.8	4,120	***140***	0.011	11.2	2.3	5,130	0.61	18,900	0.046	6,890	0.023	0.21	249	0.998	**11.6**	**10.5**
QUL-100	QUL-100-TAP	2014 09 01	< 3	0.14	0.56	8.54	< 0.1	< 0.5	< 10	0.016	59,800	< 0.5	< 0.1	**26.7**	< 30	0.444	< 0.5	6,200	0.821	< 0.01	0.793	< 0.5	376	< 0.5	5,020	< 0.01	4,090	< 0.01	< 0.1	< 10	0.177	< 1	6.1
	QUL-100-WELL	2014 09 01	6.7	0.15	0.66	11.5	< 0.1	< 0.5	< 10	0.018	62,200	< 0.5	< 0.1	1.58	< 30	< 0.05	< 0.5	6,290	1.28	< 0.01	0.75	< 0.5	528	< 0.5	5,200	< 0.01	4,070	< 0.01	< 0.1	10	0.191	< 1	3.4
QUL-101	QUL-101-3M	2014 09 01	20.2	< 0.1	0.13	5.31	< 0.1	< 0.5	< 10	< 0.01	16,600	< 0.5	< 0.1	0.86	< 30	< 0.05	0.75	1,930	1.4	< 0.01	0.317	< 0.5	475	< 0.5	1,500	< 0.01	852	< 0.01	< 0.1	< 10	0.132	< 1	< 3
QUL-102	QUL-102-2M	2014 09 04	22	< 0.1	0.12	5.34	< 0.1	< 0.5	< 10	< 0.01	16,100	< 0.5	< 0.1	1.05	< 30	< 0.05	0.61	1,850	1.48	-	0.321	< 0.5	454	< 0.5	1,480	< 0.01	800	< 0.01	< 0.1	< 10	0.165	< 1	< 3
QUL-103	QUL-103-1M	2014 09 04	24	< 0.1	0.13	5.43	< 0.1	< 0.5	< 10	< 0.01	15,400	< 0.5	< 0.1	1.06	< 30	< 0.05	0.57	1,750	1.53	-	0.302	< 0.5	451	< 0.5	1,420	< 0.01	789	< 0.01	< 0.1	< 10	0.171	< 1	< 3
QUL-104	QUL-104	2014 09 10	82.1	< 0.1	0.15	6.74	< 0.1	< 0.5	< 10	< 0.01	17,500	< 0.5	< 0.1	**2.54**	77	0.053	0.94	2,040	5.11	-	0.372	< 0.5	502	< 0.5	1,800	< 0.01	971	< 0.01	< 0.1	< 10	0.169	< 1	< 3
QUL-105	QUL-105	2014 09 11	92.4	< 0.1	0.18	7.48	< 0.1	< 0.5	< 10	< 0.01	17,800	< 0.5	< 0.1	**3.32**	68	0.066	0.71	2,040	7.85	-	0.52	< 0.5	509	< 0.5	1,830	< 0.01	989	< 0.01	< 0.1	< 10	0.175	< 1	< 3
QUL-107	QUL-107-2M	2014 09 15	24.5	< 0.1	0.11	5.61	< 0.1	< 0.5	< 10	< 0.01	17,000	< 0.5	< 0.1	0.98	< 30	< 0.05	0.8	1,920	1.6	-	0.297	< 0.5	468	< 0.5	1,520	< 0.01	855	< 0.01	< 0.1	< 10	0.149	< 1	< 3
	QUL-107X-2M	2014 09 15	26.7	< 0.1	< 0.1	5.09	< 0.1	< 0.5	< 10	< 0.01	16,500	< 0.5	< 0.1	0.88	< 30	< 0.05	0.72	1,870	1.61	-	0.292	< 0.5	419	< 0.5	1,490	< 0.01	762	< 0.01	< 0.1	< 10	0.145	< 1	< 3
	QA/QC RPD %		9	*	*	10	*	*	*	*	3	*	*	*	*	*	*	3	*	-	2	*	11	*	2	*	12	*	*	*	3	*	*
QUL-108	QUR-108-1M	2014 09 15	24.4	< 0.1	0.14	5.33	< 0.1	< 0.5	< 10	< 0.01	16,700	< 0.5	< 0.1	0.87	< 30	< 0.05	0.86	1,860	2.29	-	0.288	< 0.5	452	< 0.5	1,460	< 0.01	847	< 0.01	< 0.1	< 10	0.152	< 1	< 3
QUL-109	QUR-109-5M	2014 09 15	26.4	< 0.1	0.11	5.55	< 0.1	< 0.5	< 10	< 0.01	16,900	< 0.5	< 0.1	0.83	< 30	< 0.05	0.84	1,890	1.47	-	0.286	< 0.5	474	< 0.5	1,510	< 0.01	859	< 0.01	< 0.1	< 10	0.146	< 1	< 3

Associated ALS files: L1498519, L1498533, L1499166, L1499203, L1499703, L1499707, L1499710, L1499926, L1499947, L1500619, L1501501, L1501518, L1502349, L1502364, L1502370, L1502388, L1503057, L1503061, L1503079, L1503910, L1503913, L1503928, L1503932, L1503933, L1503934, L1504180, L1504213, L1504220, L1504251, L1504261, L1504997, L1505918, L1506551, L1506571, L1506577, L1506586, L1500164, L1502370, L1506989, L1506996, L1507001, L1507291, L1507298, L1506992, L1507259, L1507347, L1507948, L1507972, L1507977, L1508637, L1508673, L1509507, L1508649, L1509597, L1510231, L1510268, L1510289, L1510741, L1510746, L1511190, L1511225, L1511232, L1511817, L1511758, L1511787, L1511850, L1511886, L1511905, L1512681, L1512726, L1513326, L1513353, L1513820, L1513828, L1514716, L1514724, L1514735, L1514765, L1507963, L1514731, L1514737, L1515541, L1515553, L1515572, L1518945, L1516292, L1516846, L1516856, L1517429, L1517430, L1517431, L1517432, L1518138, L1518251, L1518254, L1518260, L1518267, L1518976, L1519008, L1519837, L1519791, L1520433, L1520459, L1520931.

All terms defined within the body of SNC-Lavalin's report (available upon request).

< Denotes concentration less than indicated detection limit or RPD less than indicated value.

- Denotes analysis not conducted.

n/a Denotes no applicable standard.

* RPDs are not normally calculated where one or more concentrations are less than five times MDL.

SHADED Concentration greater than BCWQG Aquatic Life (AW) guideline.

BOLD Concentration greater than BCWQG Drinking Water (DW) guideline.

SHADED Concentration greater than BCWQG Aquatic Life (30day) (AW) guideline.

BOLD Concentration greater than or equal to Canadian Drinking Water Quality (DW) guideline.

[a] Laboratory detection limit out of range.

[b] British Columbia Approved Water Quality Guidelines 2006 Edition, updated 2014.

[c] A Compendium of Working Water Quality Guidelines for British Columbia, updated August 2006.

[d] Guideline varies with pH, and/or either Temperature or Hardness or chloride

[e] Health Canada Drinking Water Guidelines, 2012.

[f] Guideline for Nitrate applied.

[g] The total phosphorus guideline is a measure of lake productivity and is based on spring overturn or an average of summer samples and is not applicable to single sample results at this point in time.

[h] Calculated based on an individual sample basis, not average of 30 day results.

[i] Secondary chronic or chronic value, not 30 day mean.

[j] Guideline not applicable for site situation.

TABLE 1b: Summary of Analytical Results for Mount Polley, Quesnel Lake and River - Surface Water (BLANKS) DRAFT

Sample Location	Sample ID	Sample Date (yyyy mm dd)	Physical Parameters							Total Nitrogen (N) (mg/L)	Ammonia Nitrogen (µg/L)	Nitrate Nitrogen (µg/L)	Nitrite Nitrogen (µg/L)	Nitrate+Nitrite Nitrogen (µg/L)	Chloride (mg/L)	Fluoride (µg/L)	Sulphate (mg/L)	Total Alkalinity (as CaCO3) (mg/L)	Ortho-phosphate (mg/L)	Total Phosphorus[g] (mg/L)
			Hardness (mg/L)	pH (pH)	Turbidity (NTU)	Conductivity (µS/cm)	TDS (mg/L)	TSS (mg/L)	DOC (mg/L)											
BC Guidelines																				
BCWQG Aquatic Life (AW)[b,c]			n/a	6.5-9.0	Change of 8	n/a	n/a	Change of 25	n/a	n/a	5,680-18,400[d]	32,800	60-120[d]	32,800[f]	600	988.2-1579[d]	n/a	n/a	n/a	0.005-0.015
BCWQG Aquatic Life (30day) (AW)[b,c,h]			n/a	n/a	Change of 2	n/a	n/a	Change of 5	+20% of median background	n/a	1,090-1,770[d]	3,000	20-40[d]	3,000[f]	150	n/a	128-429[d]	n/a	n/a	n/a
BCWQG Drinking Water (DW)[b,c]			n/a	6.5-8.5	Change of 1	n/a	n/a	n/a	n/a	n/a	n/a	10,000	1,000	10,000[f]	250	1,000	500	n/a	n/a	0.01
Canadian Drinking Water Quality (DW)[e]			n/a	6.5-8.5	n/a[i]	n/a	500	n/a	n/a	n/a	n/a	10,000	1,000	n/a	250	1,500	500	n/a	n/a	n/a
QUL-EQUIPMENT BLANK	QUL-EQUIPMENT BLANK	2014 08 12	< 0.5	***5.51***	< 0.1	< 2	< 10	< 3	< 0.5	< 0.05	< 5	< 5	< 1	-	< 0.5	< 20	< 0.5	< 1	< 0.001	< 0.002
	QUL-EQUIPMENT BLANK	2014 08 14	< 0.5	-	< 0.1	-	< 10	< 3	< 0.5	< 0.05	< 5	< 5	< 1	-	< 0.5	< 20	< 0.5	< 1	< 0.001	< 0.002
	QUL-EQUIPMENT BLANK	2014 08 15	< 0.5	-	< 0.1	-	< 10	< 3	< 0.5	< 0.05	< 5	< 5	< 1	-	< 0.5	< 20	< 0.5	< 1	< 0.001	< 0.002
	QUL-EQUIPMENT BLANK	2014 08 16	< 0.5	-	< 0.1	-	< 10	< 3	< 0.5	< 0.05	< 5	< 5	< 1	-	< 0.5	< 20	< 0.5	< 1	< 0.001	< 0.002[a]
	EQUIPMENT BLANK	2014 08 19	< 0.5	***5.85***	0.26	< 2	< 10	< 3	< 0.5	< 0.05	< 5	< 5	< 1	-	< 0.5	< 20	< 0.5	< 1	< 0.001	< 0.002[a]
	QUL-EQUIPMENTBLANK	2014 08 19	< 0.5	***5.42***	< 0.1	< 2	< 10	< 3	< 0.5	< 0.05	< 5	< 5	< 1	-	< 0.5	< 20	< 0.5	< 1	< 0.001	< 0.002[a]
	EQUIPMENT BLANK	2014 08 21	< 0.5	***6.13***	< 0.1	< 2	< 10	< 3	< 0.5	< 0.05	< 5	< 5	< 1		< 0.5	< 20	< 0.5	< 1	< 0.001	***0.0223***
	DI-BLANK	2014 08 28	< 0.5	-	-	-	-	-	-	-	-	-	-		-	-	-	-	-	-
	FILTER-BLANK	2014 08 28	< 0.5	-	-	-	-	-	-	-	-	-	-		-	-	-	-	-	-
	KEM1B	2014 08 28	< 0.5	***5.49***	0.15	< 2	< 10	< 3	< 0.5	< 0.05	< 5	< 5	< 1		< 0.5	< 20	< 0.5	< 1	< 0.001	< 0.002[a]
	DI-BLANK	2014 09 01	< 0.5	-	-	-	-	-	-	-	-	-	-	-	-	-	-	-	-	-
	FILTER-BLANK	2014 09 01	< 0.5	-	-	-	-	-	-	-	-	-	-	-	-	-	-	-	-	-
	KEM1B	2014 09 01	< 0.5	***5.52***	< 0.1	< 2	< 10	< 3	< 0.5	< 0.05	< 5	< 5	< 1	-	< 0.5	< 20	< 0.5	< 1	< 0.001	< 0.002[a]
	KEM1B	2014 09 06	< 0.5	***5.42***	0.11	< 2	< 10	< 3	< 0.5	< 0.05	< 5	< 5	< 1	-	< 0.5	< 20	< 0.5	< 1	< 0.001	< 0.002[a]
	DI-BLANK	2014 09 08	< 0.5	-	-	-	-	-	-	-	-	-	-	-	-	-	-	-	-	-
	FILTER-BLANK	2014 09 08	< 0.5	-	-	-	-	-	-	-	-	-	-	-	-	-	-	-	-	-
	VAN-1-BLANK-149015	2014 09 15	< 0.5	***5.7***	< 0.1	< 2	< 10	< 3	< 0.5	< 0.05	< 5	< 5	< 1	-	< 0.5	< 20	< 0.5	< 1	< 0.001	< 0.002[a]
	KEM1B	2014 09 14	< 0.5	***5.68***	< 0.1	< 2	< 10	< 3	< 0.5	< 0.05	< 5	< 5	< 1	-	< 0.5	< 20	< 0.5	< 1	< 0.001	< 0.002[a]
	DI-BLANK	2014 09 15	< 0.5	-	-	-	-	-	-	-	-	-	-	-	-	-	-	-	-	-
	FILTER-BLANK	2014 09 15	< 0.5	-	-	-	-	-	-	-	-	-	-	-	-	-	-	-	-	-
	KEM1B	2014 09 15	< 0.5	***5.41***	0.16	< 2	< 10	< 3	0.66	< 0.05	< 5	< 5	< 1	-	< 0.5	< 20	< 0.5	< 1	< 0.001	< 0.002[a]
QUL-TRIP BLANK	TRIP-BLANK	2014 09 01	< 0.5	-	< 0.1	-	< 10	< 3	-	< 0.05	< 5	< 5	< 1	-	< 0.5	< 20	< 0.5	< 1	< 0.001	< 0.002
QUL-FIELD BLANK	FIELD BLANK	2014 08 06	-	***5.58***	< 0.1	< 2	< 10	< 3	-	< 0.05	< 5	< 5	< 1	-	< 0.5	< 20	< 0.5	< 1	< 0.001	< 0.002[a]
	FIELD BLANK DI	2014 08 08	< 0.5	***5.48***	< 0.1	< 2	< 10	< 3	< 0.5	< 0.05	< 5	< 5	< 1	-	< 0.5	< 20	< 0.5	< 1	< 0.001	< 0.002[a]
	FIELD BLANK	2014 08 10	-	***5.87***	< 0.1	< 2	< 10	< 3	-	< 0.05	< 5	< 5	< 1	-	< 0.5	< 20	< 0.5	< 1	< 0.001	< 0.002[a]
	QUL-FIELD BLANK	2014 08 15	-	-	< 0.1	-	< 10	< 3	-	< 0.05	< 5	< 5	< 1	-	< 0.5	< 20	< 0.5	< 1	< 0.001	< 0.002[a]
	FIELDBLANK	2014 08 12	< 0.5	***5.49***	< 0.1	< 2	< 10	< 3	-	< 0.05	< 5	< 5	< 1	-	< 0.5	< 20	< 0.5	< 1	< 0.001	< 0.002[a]
	FIELDBLANK	2014 08 17	< 0.5	***5.64***	< 0.1	< 2	< 10	< 3	-	< 0.05	< 5	< 5	< 1	-	< 0.5	< 20	< 0.5	< 1	< 0.001	< 0.002[a]
	ALS FIELD BLANK	2014 08 12	< 0.5	***5.61***	< 0.1	< 2	< 10	< 3	-	< 0.05	< 5	< 5	< 1	< 5.1	< 0.5	< 20	< 0.5	< 1	< 0.001	< 0.002[a]
	FIELD BLANK	2014 08 12	< 0.5	***5.49***	< 0.1	< 2	< 10	< 3	-	< 0.05	< 5	< 5	< 1	-	< 0.5	< 20	< 0.5	< 1	< 0.001	< 0.002[a]
	FIELD BLANK	2014 08 17	< 0.5	***5.64***	< 0.1	< 2	< 10	< 3	-	< 0.05	< 5	< 5	< 1	-	< 0.5	< 20	< 0.5	< 1	< 0.001	< 0.002[a]
	QUL-FIELDBLANK	2014 08 19	< 0.5	***5.89***	< 0.1	< 2	< 10	< 3	-	< 0.05	< 5	< 5	< 1	-	< 0.5	< 20	< 0.5	< 1	< 0.001	< 0.002[a]
	FIELD BLANK	2014 08 21	< 0.5	-	< 0.1	-	< 10	< 3	-	< 0.05	< 5	< 5	< 1		< 0.5	< 20	< 0.5	< 1	< 0.001	< 0.002[a]
	QUL-19-FB	2014 08 27	< 0.5	-	0.15	-	< 10	< 3	-	< 0.05	< 5	< 5	< 1		< 0.5	< 20	< 0.5	< 1	< 0.001	< 0.002[a]
	QUL-20FB	2014 09 08	< 0.5	***5.89***	< 0.1	< 2	< 10	< 3	-	< 0.05	< 5	< 5	< 1	-	< 0.5	< 20	< 0.5	< 1	< 0.001	< 0.002[a]
	QUL-108-FB	2014 09 15	-	***5.44***	< 0.1	< 2	< 10	< 3	< 0.5	< 0.05	< 5	< 5	< 1	-	< 0.5	< 20	< 0.5	< 1	< 0.001	< 0.02[a]
	QUL-2-FB	2014 09 11	-	***5.4***	< 0.1	< 2	< 10	< 3	-	< 0.05	< 5	< 5	< 1	-	< 0.5	< 20	< 0.5	< 1	< 0.001	< 0.002[a]
	QUL-21-FB	2014 09 12	< 0.5	***5.9***	< 0.1	< 2	< 10	< 3	-	< 0.05	< 5	< 5	< 1	-	< 0.5	< 20	< 0.5	< 1	< 0.001	< 0.002[a]
	QUL-95-FB	2014 09 01	< 0.5	-	< 0.1	-	< 10	< 3	-	< 0.05	< 5	< 5	< 1	-	< 0.5	< 20	< 0.5	< 1	< 0.001	< 0.002[a]
	QUL-79-FB	2014 09 06	< 0.5	***5.39***	< 0.1	< 2	< 10	< 3	-	< 0.05	< 5	< 5	< 1	-	< 0.5	< 20	< 0.5	< 1	< 0.001	< 0.002[a]
	QUL-79-FB	2014 09 15	-	***5.44***	< 0.1	< 2	< 10	< 3	-	< 0.05	< 5	< 5	< 1	-	< 0.5	< 20	< 0.5	< 1	< 0.001	< 0.002[a]
	QUR-1-FB	2014 09 16	< 0.5	***5.36***	< 0.1	< 2	< 10	< 3	< 0.5	< 0.05	< 5	< 5	< 1	-	< 0.5	< 20	< 0.5	< 1	< 0.001	< 0.002[a]
QUL-ISCO-BLANK	ISCO-BLANK	2014 08 27	6.88	-	-	-	-	-	-	-	-	-	-		-	-	-	-	-	-
	ISCO-BLANK	2014 09 01	5.86	-	-	-	-	-	-	-	-	-	-	-	-	-	-	-	-	-
QUL-TRIP BLANK	TRIP-BLANK	2014 08 27	< 0.5	-	< 0.1	-	< 10	< 3	-	< 0.05	< 5	< 5	< 1		< 0.5	< 20	< 0.5	< 1	< 0.001	< 0.002[a]

All terms defined within the body of SNC-Lavalin's report (available upon request).

< Denotes concentration less than indicated detection limit or RPD less than indicated value.

- Denotes analysis not conducted.

n/a Denotes no applicable standard.

* RPDs are not normally calculated where one or more concentrations are less than five times MDL.

SHADED Concentration greater than BCWQG Aquatic Life (AW) guideline.

BOLD Concentration greater than BCWQG Drinking Water (DW) guideline.

SHADED Concentration greater than BCWQG Aquatic Life (30day) (AW) guideline.

BOLD Concentration greater than or equal to Canadian Drinking Water Quality (DW) guideline.

Concentration greater than 5x laboratory detection limit

[a] Laboratory detection limit out of range.

[b] British Columbia Approved Water Quality Guidelines 2006 Edition, updated 2014.

[c] A Compendium of Working Water Quality Guidelines for British Columbia, updated August 2

[d] Guideline varies with pH, and/or either Temperature or Hardness or chloride

[e] Health Canada Drinking Water Guidelines, 2012.

[f] Guideline for Nitrate applied.

[g] The total phosphorus guideline is a measure of lake productivity and is based on spring overturn or an average of summer samples and is not applicable to single sample results at this point in time.

[h] Calculated based on an individual sample basis, not average of 30 day results.

TABLE 1b: Summary of Analytical Results for Mount Polley, Quesnel Lake and River - Surface Water (BLANKS) DRAFT

Sample Location	Sample ID	Sample Date (yyyy mm dd)	Dissolved Metals																										
			Dissolved Aluminum (µg/L)	Dissolved Calcium (mg/L)	Dissolved Iron (µg/L)	Dissolved Magnesium (mg/L)	Dissolved Manganese (µg/L)	Dissolved Potassium (mg/L)	Dissolved Sodium (mg/L)	Antimony (µg/L)	Arsenic (µg/L)	Barium (µg/L)	Beryllium (µg/L)	Boron (µg/L)	Cadmium (µg/L)	Chromium (µg/L)	Cobalt (µg/L)	Copper (µg/L)	Lead (µg/L)	Lithium (µg/L)	Molybdenum (µg/L)	Nickel (µg/L)	Selenium (µg/L)	Silver (µg/L)	Thallium (µg/L)	Titanium (µg/L)	Uranium (µg/L)	Vanadium (µg/L)	Zinc (µg/L)
BC Guidelines																													
BCWQG Aquatic Life (AW)[b,c]			100[d]	n/a	350	n/a	n/a	n/a	n/a	n/a	n/a	n/a	n/a	n/a	n/a	n/a	n/a	n/a	n/a	n/a	n/a	n/a	n/a	n/a	n/a	n/a	n/a	n/a	n/a
BCWQG Aquatic Life (30day) (AW)[b,c,h]			50[d]	n/a	n/a	n/a	n/a	n/a	n/a	n/a	n/a	n/a	n/a	n/a	n/a	n/a	n/a	n/a	n/a	n/a	n/a	n/a	n/a	n/a	n/a	n/a	n/a	n/a	n/a
BCWQG Drinking Water (DW)[b,c]			200	n/a	n/a	n/a	n/a	n/a	n/a	n/a	n/a	n/a	n/a	n/a	n/a	n/a	n/a	n/a	n/a	n/a	n/a	n/a	n/a	n/a	n/a	n/a	n/a	n/a	n/a
Canadian Drinking Water Quality (DW)[e]			n/a	n/a	n/a	n/a	n/a	n/a	n/a	n/a	n/a	n/a	n/a	n/a	n/a	n/a	n/a	n/a	n/a	n/a	n/a	n/a	n/a	n/a	n/a	n/a	n/a	n/a	n/a
QUL-EQUIPMENT BLANK	QUL-EQUIPMENT BLANK	2014 08 12	< 3	< 0.05	< 30	< 0.1	< 0.05	< 0.05	< 0.05	< 0.1	< 0.1	< 0.05	< 0.1	< 10	< 0.01	< 0.5	< 0.1	< 0.5	< 0.05	< 0.5	< 0.05	< 0.5	< 0.5	< 0.01	< 0.01	< 10	< 0.01	< 1	< 3
	QUL-EQUIPMENT BLANK	2014 08 14	< 3	< 0.05	< 30	< 0.1	< 0.05	< 0.05	< 0.05	< 0.1	< 0.1	< 0.05	< 0.1	< 10	< 0.01	< 0.5	< 0.1	< 0.5	< 0.05	< 0.5	< 0.05	< 0.5	< 0.5	< 0.01	< 0.01	< 10	< 0.01	< 1	< 3
	QUL-EQUIPMENT BLANK	2014 08 15	< 3	< 0.05	< 30	< 0.1	< 0.05	< 0.05	< 0.05	< 0.1	< 0.1	< 0.05	< 0.1	< 10	< 0.01	< 0.5	< 0.1	< 0.5	< 0.05	< 0.5	< 0.05	< 0.5	< 0.5	< 0.01	< 0.01	< 10	< 0.01	< 1	< 3
	QUL-EQUIPMENT BLANK	2014 08 16	< 3	< 0.05	< 30	< 0.1	< 0.05	< 0.05	< 0.05	< 0.1	< 0.1	< 0.05	< 0.1	< 10	< 0.01	< 0.5	< 0.1	< 0.5	< 0.05	< 0.5	< 0.05	< 0.5	< 0.5	< 0.01	< 0.01	< 10	< 0.01	< 1	< 3
	EQUIPMENT BLANK	2014 08 19	< 3	0.129	< 30	< 0.1	0.449	< 0.05	< 0.05	< 0.1	< 0.1	0.114	< 0.1	< 10	< 0.01	< 0.5	< 0.1	< 0.5	< 0.05	< 0.5	< 0.05	< 0.5	< 0.5	< 0.01	< 0.01	< 10	< 0.01	< 1	< 3
	QUL-EQUIPMENTBLANK	2014 08 19	< 3	< 0.05	< 30	< 0.1	< 0.05	< 0.05	< 0.05	< 0.1	< 0.1	< 0.05	< 0.1	< 10	< 0.01	< 0.5	< 0.1	< 0.5	< 0.05	< 0.5	< 0.05	< 0.5	< 0.5	< 0.01	< 0.01	< 10	< 0.01	< 1	< 3
	EQUIPMENT BLANK	2014 08 21	< 3	0.121	< 30	< 0.1	0.186	< 0.05	0.574	< 0.1	< 0.1	< 0.05	< 0.1	< 10	< 0.01	< 0.5	< 0.1	< 0.5	0.14	< 0.5	< 0.05	< 0.5	< 0.5	< 0.01	< 0.01	< 10	< 0.01	< 1	< 3
	DI-BLANK	2014 08 28	< 3	< 0.05	< 30	< 0.1	< 0.05	< 0.05	< 0.05	< 0.1	< 0.1	< 0.05	< 0.1	< 10	< 0.01	< 0.5	< 0.1	< 0.5	< 0.05	< 0.5	< 0.05	< 0.5	< 0.5	< 0.01	< 0.01	< 10	< 0.01	< 1	< 3
	FILTER-BLANK	2014 08 28	< 3	< 0.05	< 30	< 0.1	< 0.05	< 0.05	< 0.05	< 0.1	< 0.1	< 0.05	< 0.1	< 10	< 0.01	< 0.5	< 0.1	< 0.5	< 0.05	< 0.5	< 0.05	< 0.5	< 0.5	< 0.01	< 0.01	< 10	< 0.01	< 1	< 3
	KEM1B	2014 08 28	< 3	< 0.05	< 30	< 0.1	< 0.05	< 0.05	< 0.05	< 0.1	< 0.1	< 0.05	< 0.1	< 10	< 0.01	< 0.5	< 0.1	< 0.5	< 0.05	< 0.5	< 0.05	< 0.5	< 0.5	< 0.01	< 0.01	< 10	< 0.01	< 1	< 3
	DI-BLANK	2014 09 01	-	-	-	-	-	-	-	-	-	-	-	-	-	-	-	-	-	-	-	-	-	-	-	-	-	-	-
	FILTER-BLANK	2014 09 01	< 3	< 0.05	< 30	< 0.1	< 0.05	< 0.05	< 0.05	< 0.1	< 0.1	< 0.05	< 0.1	< 10	< 0.01	< 0.5	< 0.1	< 0.5	< 0.05	< 0.5	< 0.05	< 0.5	< 0.5	< 0.01	< 0.01	< 10	< 0.01	< 1	< 3
	KEM1B	2014 09 01	< 3	< 0.05	< 30	< 0.1	< 0.05	< 0.05	< 0.05	< 0.1	< 0.1	< 0.05	< 0.1	< 10	< 0.01	< 0.5	< 0.1	< 0.5	< 0.05	< 0.5	< 0.05	< 0.5	< 0.5	< 0.01	< 0.01	< 10	< 0.01	< 1	< 3
	KEM1B	2014 09 06	< 3	< 0.05	< 30	< 0.1	0.068	< 0.05	< 0.05	< 0.1	< 0.1	< 0.05	< 0.1	< 10	< 0.01	< 0.5	< 0.1	< 0.5	< 0.05	< 0.5	< 0.05	< 0.5	< 0.5	< 0.01	< 0.01	< 10	< 0.01	< 1	< 3
	DI-BLANK	2014 09 08	-	-	-	-	-	-	-	-	-	-	-	-	-	-	-	-	-	-	-	-	-	-	-	-	-	-	-
	FILTER-BLANK	2014 09 08	< 3	< 0.05	< 30	< 0.1	< 0.05	< 0.05	< 0.05	< 0.1	< 0.1	< 0.05	< 0.1	< 10	< 0.01	< 0.5	< 0.1	< 0.5	< 0.05	< 0.5	< 0.05	< 0.5	< 0.5	< 0.01	< 0.01	< 10	< 0.01	< 1	< 3
	VAN-1-BLANK-149015	2014 09 15	< 3	< 0.05	< 30	< 0.1	< 0.05	< 0.05	< 0.05	< 0.1	< 0.1	< 0.05	< 0.1	< 10	< 0.01	< 0.5	< 0.1	< 0.5	< 0.05	< 0.5	< 0.05	< 0.5	< 0.5	< 0.01	< 0.01	< 10	< 0.01	< 1	< 3
	KEM1B	2014 09 14	< 3	< 0.05	< 30	< 0.1	< 0.05	< 0.05	< 0.05	< 0.1	< 0.1	< 0.05	< 0.1	< 10	< 0.01	< 0.5	< 0.1	< 0.5	< 0.05	< 0.5	< 0.05	< 0.5	< 0.5	< 0.01	< 0.01	< 10	< 0.01	< 1	< 3
	DI-BLANK	2014 09 15	-	-	-	-	-	-	-	-	-	-	-	-	-	-	-	-	-	-	-	-	-	-	-	-	-	-	-
	FILTER-BLANK	2014 09 15	< 3	< 0.05	< 30	< 0.1	< 0.05	< 0.05	< 0.05	< 0.1	< 0.1	< 0.05	< 0.1	< 10	< 0.01	< 0.5	< 0.1	< 0.5	< 0.05	< 0.5	< 0.05	< 0.5	< 0.5	< 0.01	< 0.01	< 10	< 0.01	< 1	< 3
	KEM1B	2014 09 15	< 3	< 0.05	< 30	< 0.1	< 0.05	< 0.05	< 0.05	< 0.1	< 0.1	< 0.05	< 0.1	< 10	< 0.01	< 0.5	< 0.1	< 0.5	< 0.05	< 0.5	< 0.05	< 0.5	< 0.5	< 0.01	< 0.01	< 10	< 0.01	< 1	< 3
QUL-TRIP BLANK	TRIP-BLANK	2014 09 01	-	-	-	-	-	-	-	-	-	-	-	-	-	-	-	-	-	-	-	-	-	-	-	-	-	-	-
QUL-FIELD BLANK	FIELD BLANK	2014 08 06	-	-	-	-	-	-	-	-	-	-	-	-	-	-	-	-	-	-	-	-	-	-	-	-	-	-	-
	FIELD BLANK DI	2014 08 08	< 3	< 0.05	< 30	< 0.1	< 0.05	< 0.05	< 0.05	< 0.1	< 0.1	< 0.05	< 0.1	< 10	< 0.01	< 0.5	< 0.1	< 0.5	< 0.05	< 0.5	< 0.05	< 0.5	< 0.5	< 0.01	< 0.01	< 10	< 0.01	< 1	< 3
	FIELD BLANK	2014 08 10	-	-	-	-	-	-	-	-	-	-	-	-	-	-	-	-	-	-	-	-	-	-	-	-	-	-	-
	QUL-FIELD BLANK	2014 08 15	-	-	-	-	-	-	-	-	-	-	-	-	-	-	-	-	-	-	-	-	-	-	-	-	-	-	-
	FIELDBLANK	2014 08 12	-	-	-	-	-	-	-	-	-	-	-	-	-	-	-	-	-	-	-	-	-	-	-	-	-	-	-
	FIELDBLANK	2014 08 17	-	-	-	-	-	-	-	-	-	-	-	-	-	-	-	-	-	-	-	-	-	-	-	-	-	-	-
	ALS FIELD BLANK	2014 08 12	-	-	-	-	-	-	-	-	-	-	-	-	-	-	-	-	-	-	-	-	-	-	-	-	-	-	-
	FIELD BLANK	2014 08 12	-	-	-	-	-	-	-	-	-	-	-	-	-	-	-	-	-	-	-	-	-	-	-	-	-	-	-
	FIELD BLANK	2014 08 17	-	-	-	-	-	-	-	-	-	-	-	-	-	-	-	-	-	-	-	-	-	-	-	-	-	-	-
	QUL-FIELDBLANK	2014 08 19	-	-	-	-	-	-	-	-	-	-	-	-	-	-	-	-	-	-	-	-	-	-	-	-	-	-	-
	FIELD BLANK	2014 08 21	-	-	-	-	-	-	-	-	-	-	-	-	-	-	-	-	-	-	-	-	-	-	-	-	-	-	-
	QUL-19-FB	2014 08 27	-	-	-	-	-	-	-	-	-	-	-	-	-	-	-	-	-	-	-	-	-	-	-	-	-	-	-
	QUL-20FB	2014 09 08	-	-	-	-	-	-	-	-	-	-	-	-	-	-	-	-	-	-	-	-	-	-	-	-	-	-	-
	QUL-108-FB	2014 09 15	-	-	-	-	-	-	-	-	-	-	-	-	-	-	-	-	-	-	-	-	-	-	-	-	-	-	-
	QUL-2-FB	2014 09 11	-	-	-	-	-	-	-	-	-	-	-	-	-	-	-	-	-	-	-	-	-	-	-	-	-	-	-
	QUL-21-FB	2014 09 12	-	-	-	-	-	-	-	-	-	-	-	-	-	-	-	-	-	-	-	-	-	-	-	-	-	-	-
	QUL-95-FB	2014 09 01	-	-	-	-	-	-	-	-	-	-	-	-	-	-	-	-	-	-	-	-	-	-	-	-	-	-	-
	QUL-79-FB	2014 09 06	-	-	-	-	-	-	-	-	-	-	-	-	-	-	-	-	-	-	-	-	-	-	-	-	-	-	-
	QUL-79-FB	2014 09 15	-	-	-	-	-	-	-	-	-	-	-	-	-	-	-	-	-	-	-	-	-	-	-	-	-	-	-
	QUR-1-FB	2014 09 16	-	-	-	-	-	-	-	-	-	-	-	-	-	-	-	-	-	-	-	-	-	-	-	-	-	-	-
QUL-ISCO-BLANK	ISCO-BLANK	2014 08 27	-	-	-	-	-	-	-	-	-	-	-	-	-	-	-	-	-	-	-	-	-	-	-	-	-	-	-
	ISCO-BLANK	2014 09 01	-	-	-	-	-	-	-	-	-	-	-	-	-	-	-	-	-	-	-	-	-	-	-	-	-	-	-
QUL-TRIP BLANK	TRIP-BLANK	2014 08 27	-	-	-	-	-	-	-	-	-	-	-	-	-	-	-	-	-	-	-	-	-	-	-	-	-	-	-

All terms defined within the body of SNC-Lavalin's report (available upon request).

< Denotes concentration less than indicated detection limit or RPD less than indicated value.

- Denotes analysis not conducted.

n/a Denotes no applicable standard.

* RPDs are not normally calculated where one or more concentrations are less than five times MDL.

SHADED Concentration greater than BCWQG Aquatic Life (AW) guideline.

BOLD Concentration greater than BCWQG Drinking Water (DW) guideline.

SHADED Concentration greater than BCWQG Aquatic Life (30day) (AW) guideline.

BOLD Concentration greater than or equal to Canadian Drinking Water Quality (DW) guideline.

Concentration greater than 5x laboratory detection limit

[a] Laboratory detection limit out of range.

[b] British Columbia Approved Water Quality Guidelines 2006 Edition, updated 2014.

[c] A Compendium of Working Water Quality Guidelines for British Columbia, updated August 2006.

[d] Guideline varies with pH, and/or either Temperature or Hardness or chloride

[e] Health Canada Drinking Water Guidelines, 2012.

[f] Guideline for Nitrate applied.

[g] The total phosphorus guideline is a measure of lake productivity and is based on spring overturn or an average of summer samples and is not applicable to single sample results at this point in time.

[h] Calculated based on an individual sample basis, not average of 30 day results.

[i] Secondary chronic or chronic value, not 30 day mean.

[j] Guideline not applicable for site situation.

TABLE 1b: Summary of Analytical Results for Mount Polley, Quesnel Lake and River - Surface Water (BLANKS) DRAFT

Sample Location	Sample ID	Sample Date (yyyy mm dd)	Total Metals																														
			Aluminum (µg/L)	Antimony (µg/L)	Arsenic (µg/L)	Barium (µg/L)	Beryllium (µg/L)	Bismuth (µg/L)	Boron (µg/L)	Cadmium (µg/L)	Calcium (µg/L)	Chromium (µg/L)	Cobalt (µg/L)	Copper (µg/L)	Iron (µg/L)	Lead (µg/L)	Lithium (µg/L)	Magnesium (µg/L)	Manganese (µg/L)	Mercury (µg/L)	Molybdenum (µg/L)	Nickel (µg/L)	Potassium (µg/L)	Selenium (µg/L)	Silicon (µg/L)	Silver (µg/L)	Sodium (µg/L)	Thallium (µg/L)	Tin (µg/L)	Titanium (µg/L)	Uranium (µg/L)	Vanadium (µg/L)	Zinc (µg/L)
BC Guidelines																																	
BCWQG Aquatic Life (AW)[b,c]			n/a	20	5	5,000	n/a	n/a	1,200	0.016-0.055[d]	n/a	1 (Cr(+6))	110	6.0-19.3[d]	1,000	27.3-177.4[d]	870	n/a	1001-2568[d]		2,000	25-150[d]	373,000-432,000	2	n/a	0.1-3.0[d]	n/a	0.3	n/a	2,000	300	6	33-103.5[d]
BCWQG Aquatic Life (30day) (AW)[b,c,h]			n/a	n/a	n/a	1,000	5.3[i]	n/a	n/a	n/a	n/a	n/a	4	2-7.4[d]	n/a	4.4-10.2[d]	14[i]	n/a	791.1-1415[d]	Methyl mercury analysis in progress	1,000	n/a	n/a	n/a	n/a	0.05-1.5[i]	n/a	n/a	n/a	n/a	n/a	n/a	7.5-78[d]
BCWQG Drinking Water (DW)[b,c]			n/a	14	25	n/a	4	n/a	5,000	n/a	n/a	n/a	n/a	500	n/a	50	n/a	n/a	n/a	1	250	n/a	n/a	10	n/a	n/a	n/a	2	n/a	n/a	n/a	n/a	5,000
Canadian Drinking Water Quality (DW)[e]			100	6	10	1,000	n/a	n/a	5,000	5	n/a	50	n/a	1,000	300	10	n/a	n/a	50	1	n/a	n/a	n/a	10	n/a	n/a	200,000	n/a	n/a	n/a	20	n/a	5,000
QUL-EQUIPMENT BLANK	QUL-EQUIPMENT BLANK	2014 08 12	< 3	< 0.1	< 0.1	< 0.05	< 0.1	< 0.5	< 10	< 0.01[a]	< 50	< 0.5	< 0.1	< 0.5	< 30	< 0.05	< 0.5	< 100	< 0.05	< 0.05	< 0.05	< 0.5	< 50	< 0.5	< 50	< 0.01	< 50	< 0.01	< 0.1	< 10	< 0.01	< 1	< 3
	QUL-EQUIPMENT BLANK	2014 08 14	< 3	< 0.1	< 0.1	< 0.05	< 0.1	< 0.5	< 10	< 0.01[a]	< 50	< 0.5	< 0.1	< 0.5	< 30	< 0.05	< 0.5	< 100	< 0.05	-	< 0.05	< 0.5	< 50	< 0.5	< 50	< 0.01	< 50	< 0.01	< 0.1	< 10	< 0.01	< 1	< 3
	QUL-EQUIPMENT BLANK	2014 08 15	< 3	< 0.1	< 0.1	< 0.05	< 0.1	< 0.5	< 10	< 0.01[a]	< 50	< 0.5	< 0.1	< 0.5	< 30	< 0.05	< 0.5	< 100	< 0.05	-	< 0.05	< 0.5	< 50	< 0.5	< 50	< 0.01	< 50	< 0.01	< 0.1	< 10	< 0.01	< 1	< 3
	QUL-EQUIPMENT BLANK	2014 08 16	< 3	< 0.1	< 0.1	< 0.05	< 0.1	< 0.5	< 10	< 0.01[a]	< 50	< 0.5	< 0.1	< 0.5	< 30	< 0.05	< 0.5	< 100	< 0.05	-	< 0.05	< 0.5	< 50	< 0.5	< 50	< 0.01	< 50	< 0.01	< 0.1	< 10	< 0.01	< 1	< 3
	EQUIPMENT BLANK	2014 08 19	11.4	< 0.1	< 0.1	0.272	< 0.1	< 0.5	< 10	< 0.01[a]	84	< 0.5	< 0.1	< 0.5	< 30	**0.11**	< 0.5	< 100	0.314	-	< 0.05	< 0.5	< 50	< 0.5	< 50	< 0.01	< 50	< 0.01	< 0.1	< 10	< 0.01	< 1	< 3
	QUL-EQUIPMENTBLANK	2014 08 19	< 3	< 0.1	< 0.1	< 0.05	< 0.1	< 0.5	< 10	< 0.01[a]	< 50	< 0.5	< 0.1	< 0.5	< 30	< 0.05	< 0.5	< 100	< 0.05	-	< 0.05	< 0.5	< 50	< 0.5	< 50	< 0.01	< 50	< 0.01	< 0.1	< 10	< 0.01	< 1	< 3
	EQUIPMENT BLANK	2014 08 21	< 3	< 0.1	< 0.1	< 0.05	< 0.1	< 0.5	< 10	< 0.01[a]	108	< 0.5	< 0.1	< 0.5	< 30	< 0.05	< 0.5	< 100	0.09	-	< 0.05	< 0.5	< 50	< 0.5	< 50	< 0.01	428	< 0.01	< 0.1	< 10	< 0.01	< 1	< 3
	DI-BLANK	2014 08 28	-	-	-	-	-	-	-	-	-	-	-	-	-	-	-	-	-	-	-	-	-	-	-	-	-	-	-	-	-	-	-
	FILTER-BLANK	2014 08 28	-	-	-	-	-	-	-	-	-	-	-	-	-	-	-	-	-	-	-	-	-	-	-	-	-	-	-	-	-	-	-
	KEM1B	2014 08 28	***462***	< 0.1	0.21	7.73	< 0.1	< 0.5	< 10	< 0.01[a]	364	< 0.5	0.24	**8.57**	***371***	**0.158**	< 0.5	200	10.6	< 0.01	< 0.05	< 0.5	174	< 0.5	1,000	< 0.01	82	< 0.01	< 0.1	27	0.017	1.2	< 3
	DI-BLANK	2014 09 01	< 3	< 0.1	< 0.1	< 0.05	< 0.1	< 0.5	< 10	< 0.01	< 50	< 0.5	< 0.1	< 0.5	< 30	< 0.05	< 0.5	< 100	< 0.05	-	< 0.05	< 0.5	< 50	< 0.5	< 50	< 0.01	< 50	< 0.01	< 0.1	< 10	< 0.01	< 1	< 3
	FILTER-BLANK	2014 09 01	-	-	-	-	-	-	-	-	-	-	-	-	-	-	-	-	-	-	-	-	-	-	-	-	-	-	-	-	-	-	-
	KEM1B	2014 09 01	< 3	< 0.1	< 0.1	< 0.05	< 0.1	< 0.5	< 10	< 0.01	< 50	< 0.5	< 0.1	< 0.5	< 30	< 0.05	< 0.5	< 100	< 0.05	< 0.01	< 0.05	< 0.5	< 50	< 0.5	< 50	< 0.01	< 50	< 0.01	< 0.1	< 10	< 0.01	< 1	< 3
	KEM1B	2014 09 06	< 3	< 0.1	< 0.1	0.078	< 0.1	< 0.5	< 10	< 0.01[a]	< 50	< 0.5	< 0.1	< 0.5	< 30	< 0.05	< 0.5	< 100	0.089	-	< 0.05	< 0.5	< 50	< 0.5	< 50	< 0.01	< 50	< 0.01	< 0.1	< 10	< 0.01	< 1	< 3
	DI-BLANK	2014 09 08	< 3	< 0.1	< 0.1	< 0.05	< 0.1	< 0.5	< 10	< 0.01[a]	< 50	< 0.5	< 0.1	< 0.5	< 30	< 0.05	< 0.5	< 100	< 0.05	-	< 0.05	< 0.5	< 50	< 0.5	< 50	< 0.01	< 50	< 0.01	< 0.1	< 10	< 0.01	< 1	< 3
	FILTER-BLANK	2014 09 08	-	-	-	-	-	-	-	-	-	-	-	-	-	-	-	-	-	-	-	-	-	-	-	-	-	-	-	-	-	-	-
	VAN-1-BLANK-149015	2014 09 15	< 3	< 0.1	< 0.1	< 0.05	< 0.1	< 0.5	< 10	< 0.01[a]	< 50	< 0.5	< 0.1	< 0.5	< 30	< 0.05	< 0.5	< 100	< 0.05	-	< 0.05	< 0.5	< 50	< 0.5	< 50	< 0.01	< 50	< 0.01	< 0.1	< 10	< 0.01	< 1	< 3
	KEM1B	2014 09 14	< 3	< 0.1	< 0.1	< 0.05	< 0.1	< 0.5	< 10	< 0.01[a]	< 50	< 0.5	< 0.1	< 0.5	< 30	< 0.05	< 0.5	< 100	< 0.05	-	< 0.05	< 0.5	< 50	< 0.5	< 50	< 0.01	< 50	< 0.01	< 0.1	< 10	< 0.01	< 1	< 3
	DI-BLANK	2014 09 15	< 3	< 0.1	< 0.1	< 0.05	< 0.1	< 0.5	< 10	< 0.01[a]	< 50	< 0.5	< 0.1	< 0.5	< 30	< 0.05	< 0.5	< 100	< 0.05	-	< 0.05	< 0.5	< 50	< 0.5	< 50	< 0.01	< 50	< 0.01	< 0.1	< 10	< 0.01	< 1	< 3
	FILTER-BLANK	2014 09 15	-	-	-	-	-	-	-	-	-	-	-	-	-	-	-	-	-	-	-	-	-	-	-	-	-	-	-	-	-	-	-
	KEM1B	2014 09 15	4.5	< 0.1	< 0.1	0.138	< 0.1	< 0.5	< 10	< 0.01[a]	< 50	< 0.5	< 0.1	< 0.5	< 30	< 0.05	< 0.5	< 100	0.257	-	< 0.05	< 0.5	< 50	< 0.5	< 50	< 0.01	< 50	< 0.01	< 0.1	< 10	< 0.01	< 1	< 3
QUL-TRIP BLANK	TRIP-BLANK	2014 09 01	< 3	< 0.1	< 0.1	< 0.05	< 0.1	< 0.5	< 10	< 0.01	< 50	< 0.5	< 0.1	< 0.5	< 30	< 0.05	< 0.5	< 100	< 0.05	< 0.01	< 0.05	< 0.5	< 50	< 0.5	< 50	< 0.01	< 50	< 0.01	< 0.1	< 10	< 0.01	< 1	< 3
QUL-FIELD BLANK	FIELD BLANK	2014 08 06	< 3	< 0.1	< 0.1	< 0.05	< 0.1	< 0.5	< 10	< 0.01[a]	< 50	< 0.5	< 0.1	< 0.5	< 30	< 0.05	< 0.5	< 100	< 0.05	< 0.05	< 0.05	< 0.5	< 50	< 0.5	< 50	< 0.01	< 50	< 0.01	< 0.1	< 10	< 0.01	< 1	< 3
	FIELD BLANK DI	2014 08 08	< 3	< 0.1	< 0.1	< 0.05	< 0.1	< 0.5	< 10	< 0.01[a]	< 50	< 0.5	< 0.1	< 0.5	< 30	< 0.05	< 0.5	< 100	< 0.05	< 0.05	< 0.05	< 0.5	< 50	< 0.5	< 50	< 0.01	< 50	< 0.01	< 0.1	< 10	< 0.01	< 1	< 3
	FIELD BLANK	2014 08 10	< 3	< 0.1	< 0.1	< 0.05	< 0.1	< 0.5	< 10	< 0.01[a]	< 50	< 0.5	< 0.1	< 0.5	< 30	< 0.05	< 0.5	< 100	< 0.05	< 0.05	< 0.05	< 0.5	< 50	< 0.5	< 50	< 0.01	< 50	< 0.01	< 0.1	< 10	< 0.01	< 1	< 3
	QUL-FIELD BLANK	2014 08 15	< 3	< 0.1	< 0.1	< 0.05	< 0.1	< 0.5	< 10	< 0.01[a]	< 50	< 0.5	< 0.1	< 0.5	< 30	< 0.05	< 0.5	< 100	< 0.05	-	< 0.05	< 0.5	< 50	< 0.5	< 50	< 0.01	< 50	< 0.01	< 0.1	< 10	< 0.01	< 1	< 3
	FIELDBLANK	2014 08 12	< 3	< 0.1	< 0.1	< 0.05	< 0.1	< 0.5	< 10	< 0.01[a]	< 50	< 0.5	< 0.1	< 0.5	< 30	< 0.05	< 0.5	< 100	< 0.05	-	< 0.05	< 0.5	< 50	< 0.5	< 50	< 0.01	< 50	< 0.01	< 0.1	< 10	< 0.01	< 1	< 3
	FIELDBLANK	2014 08 17	< 3	< 0.1	< 0.1	< 0.05	< 0.1	< 0.5	< 10	< 0.01[a]	< 50	< 0.5	< 0.1	< 0.5	< 30	< 0.05	< 0.5	< 100	< 0.05	-	< 0.05	< 0.5	< 50	< 0.5	< 50	< 0.01	< 50	< 0.01	< 0.1	< 10	< 0.01	< 1	< 3
	ALS FIELD BLANK	2014 08 12	< 3	< 0.1	< 0.1	< 0.05	< 0.1	< 0.5	< 10	< 0.01[a]	< 50	< 0.5	< 0.1	< 0.5	< 30	< 0.05	< 0.5	< 100	< 0.05	< 0.05	< 0.05	< 0.5	< 50	< 0.5	< 50	< 0.01	< 50	< 0.01	< 0.1	< 10	< 0.01	< 1	< 3
	FIELD BLANK	2014 08 12	< 3	< 0.1	< 0.1	< 0.05	< 0.1	< 0.5	< 10	< 0.01[a]	< 50	< 0.5	< 0.1	< 0.5	< 30	< 0.05	< 0.5	< 100	< 0.05	-	< 0.05	< 0.5	< 50	< 0.5	< 50	< 0.01	< 50	< 0.01	< 0.1	< 10	< 0.01	< 1	< 3
	FIELD BLANK	2014 08 17	< 3	< 0.1	< 0.1	< 0.05	< 0.1	< 0.5	< 10	< 0.01[a]	< 50	< 0.5	< 0.1	< 0.5	< 30	< 0.05	< 0.5	< 100	< 0.05	-	< 0.05	< 0.5	< 50	< 0.5	< 50	< 0.01	< 50	< 0.01	< 0.1	< 10	< 0.01	< 1	< 3
	QUL-FIELDBLANK	2014 08 19	< 3	< 0.1	< 0.1	< 0.05	< 0.1	< 0.5	< 10	< 0.01[a]	< 50	< 0.5	< 0.1	< 0.5	< 30	< 0.05	< 0.5	< 100	< 0.05	-	< 0.05	< 0.5	< 50	< 0.5	< 50	< 0.01	< 50	< 0.01	< 0.1	< 10	< 0.01	< 1	< 3
	FIELD BLANK	2014 08 21	< 3	< 0.1	< 0.1	< 0.05	< 0.1	< 0.5	< 10	< 0.01[a]	< 50	< 0.5	< 0.1	< 0.5	< 30	< 0.05	< 0.5	< 100	< 0.05	-	< 0.05	< 0.5	< 50	< 0.5	< 50	< 0.01	< 50	< 0.01	< 0.1	< 10	< 0.01	< 1	< 3
	QUL-19-FB	2014 08 27	< 3	< 0.1	< 0.1	< 0.05	< 0.1	< 0.5	< 10	< 0.01[a]	< 50	< 0.5	< 0.1	< 0.5	< 30	< 0.05	< 0.5	< 100	< 0.05	< 0.01	< 0.05	< 0.5	< 50	< 0.5	< 50	< 0.01	< 50	< 0.01	< 0.1	< 10	< 0.01	< 1	< 3
	QUL-20FB	2014 09 08	< 3	< 0.1	< 0.1	< 0.05	< 0.1	< 0.5	< 10	< 0.01[a]	< 50	< 0.5	< 0.1	< 0.5	< 30	< 0.05	< 0.5	< 100	< 0.05	-	< 0.05	< 0.5	< 50	< 0.5	< 50	< 0.01	< 50	< 0.01	< 0.1	< 10	< 0.01	< 1	< 3
	QUL-108-FB	2014 09 15	-	-	-	-	-	-	-	-	-	-	-	-	-	-	-	-	-	-	-	-	-	-	-	-	-	-	-	-	-	-	-
	QUL-2-FB	2014 09 11	< 3	< 0.1	< 0.1	< 0.05	< 0.1	< 0.5	< 10	< 0.01[a]	< 50	< 0.5	< 0.1	< 0.5	< 30	< 0.05	< 0.5	< 100	< 0.05	-	< 0.05	< 0.5	< 50	< 0.5	< 50	< 0.01	< 50	< 0.01	< 0.1	< 10	< 0.01	< 1	< 3
	QUL-21-FB	2014 09 12	< 3	< 0.1	< 0.1	< 0.05	< 0.1	< 0.5	< 10	< 0.01[a]	< 50	< 0.5	< 0.1	< 0.5	< 30	< 0.05	< 0.5	< 100	< 0.05	-	< 0.05	< 0.5	< 50	< 0.5	< 50	< 0.01	< 50	< 0.01	< 0.1	< 10	< 0.01	< 1	< 3
	QUL-95-FB	2014 09 01	< 3	< 0.1	< 0.1	< 0.05	< 0.1	< 0.5	< 10	< 0.01	< 50	< 0.5	< 0.1	< 0.5	< 30	< 0.05	< 0.5	< 100	< 0.05	< 0.01	< 0.05	< 0.5	< 50	< 0.5	< 50	< 0.01	< 50	< 0.01	< 0.1	< 10	< 0.01	< 1	< 3
	QUL-79-FB	2014 09 06	< 3	< 0.1	< 0.1	< 0.05	< 0.1	< 0.5	< 10	< 0.01[a]	< 50	< 0.5	< 0.1	< 0.5	< 30	< 0.05	< 0.5	< 100	< 0.05	-	< 0.05	< 0.5	< 50	< 0.5	< 50	< 0.01	< 50	< 0.01	< 0.1	< 10	< 0.01	< 1	< 3
	QUL-79-FB	2014 09 15	< 3	< 0.1	< 0.1	< 0.05	< 0.1	< 0.5	< 10	< 0.01[a]	< 50	< 0.5	< 0.1	< 0.5	< 30	< 0.05	< 0.5	< 100	< 0.05	-	< 0.05	< 0.5	< 50	< 0.5	< 50	< 0.01	< 50	< 0.01	< 0.1	< 10	< 0.01	< 1	< 3
	QUR-1-FB	2014 09 16	< 3	< 0.1	< 0.1	< 0.05	< 0.1	< 0.5	< 10	< 0.01[a]	< 50	< 0.5	< 0.1	< 0.5	< 30	< 0.05	< 0.5	< 100	< 0.05	-	< 0.05	< 0.5	< 50	< 0.5	< 50	< 0.01	< 50	< 0.01	< 0.1	< 10	< 0.01	< 1	< 3
QUL-ISCO-BLANK	ISCO-BLANK	2014 08 27	40.6	< 0.1	< 0.1	1.25	< 0.1	< 0.5	< 10	< 0.01[a]	2,290	< 0.5	< 0.1	0.76	50	< 0.05	< 0.5	280	2.64	-	0.061	< 0.5	75	< 0.5	302	< 0.01	132	< 0.01	< 0.1	< 10	0.015	< 1	4.4
	ISCO-BLANK	2014 09 01	28.4	< 0.1	< 0.1	0.906	< 0.1	< 0.5	< 10	< 0.01	1,950	< 0.5	< 0.1	0.51	36	< 0.05	< 0.5	240	3.36	-	< 0.05	< 0.5	74	< 0.5	275	< 0.01	107	< 0.01	< 0.1	< 10	0.016	< 1	4.4
QUL-TRIP BLANK	TRIP-BLANK	2014 08 27	< 3	< 0.1	< 0.1	< 0.05	< 0.1	< 0.5	< 10	< 0.01[a]	< 50	< 0.5	< 0.1	< 0.5	< 30	< 0.05	< 0.5	< 100	< 0.05	< 0.01	< 0.05	< 0.5	< 50	< 0.5	< 50	< 0.01	< 50	< 0.01	< 0.1	< 10	< 0.01	< 1	< 3

All terms defined within the body of SNC-Lavalin's report (available upon request).
< Denotes concentration less than indicated detection limit or RPD less than indicated value.
- Denotes analysis not conducted.
n/a Denotes no applicable standard.
* RPDs are not normally calculated where one or more concentrations are less than five times MDL.

SHADED Concentration greater than BCWQG Aquatic Life (AW) guideline.
BOLD Concentration greater than BCWQG Drinking Water (DW) guideline.
SHADED Concentration greater than BCWQG Aquatic Life (30day) (AW) guideline.
BOLD Concentration greater than or equal to Canadian Drinking Water Quality (DW) guideline.
Concentration greater than 5x laboratory detection limit

[a] Laboratory detection limit out of range.
[b] British Columbia Approved Water Quality Guidelines 2006 Edition, updated 2014.
[c] A Compendium of Working Water Quality Guidelines for British Columbia, updated August 2006.
[d] Guideline varies with pH, and/or either Temperature or Hardness or chloride
[e] Health Canada Drinking Water Guidelines, 2012.
[f] Guideline for Nitrate applied.
[g] The total phosphorus guideline is a measure of lake productivity and is based on spring overturn or an average of summer samples and is not applicable to single sample results at this point in time.
[h] Calculated based on an individual sample basis, not average of 30 day results.
[i] Secondary chronic or chronic value, not 30 day mean.
[j] Guideline not applicable for site situation.

TABLE 1e: Summary of Analytical Results for Mount Polley, Quesnel Lake and River - Surface Water (Chlorophyll A) DRAFT

Sample Location	Sample ID	Sample Date (yyyy mm dd)	Misc. Organic Substances Chlorophyll A (ug/L)
BC Standards			
BCWQG Aquatic Life (AW)[a,b]			50mg/m^2/100mg/m^2
BCWQG Drinking Water (DW)[a,b]			n/a
Canadian Drinking Water Quality (DW)[c]			n/a
QUL-2	QUL-2-0M	2014 09 03	0.379
	QUL-2-47M	2014 09 03	0.067
QUL-21	QUL-21-47M	2014 09 03	0.063
QUL-22	QUL-22-9M	2014 09 03	0.46
QUL-66	QUL-66-0M	2014 09 03	0.443
	QUL-66-14M	2014 09 03	0.25
QUL-96	QUL-96-0M	2014 09 03	0.715

Associated ALS files: L1513326, L1513353.

All terms defined within the body of SNC-Lavalin's report (available upon request).

< Denotes concentration less than indicated detection limit or RPD less than indicated value.

- Denotes analysis not conducted.

n/a Denotes no applicable standard.

* RPDs are not normally calculated where one or more concentrations are less than five times MDL.

SHADED	Concentration greater than BCWQG Aquatic Life (AW) guideline.
BOLD	Concentration greater than BCWQG Drinking Water (DW) guideline.
BOLD	Concentration greater than or equal to Canadian Drinking Water Quality (DW) guideline.

[a] British Columbia Approved Water Quality Guidelines 2006 Edition, updated 2014.

[b] A Compendium of Working Water Quality Guidelines for British Columbia, updated August 2006.

[c] Health Canada Drinking Water Guidelines, 2012.

TABLE 3a: Summary of Analytical Results for Mount Polley, Polley Lake - Surface Water DRAFT

Sample Location	Sample ID	Sample Date (yyyy mm dd)	Physical Parameters									Total Nitrogen (N) (mg/L)	Ammonia Nitrogen (µg/L)	Nitrate Nitrogen (µg/L)	Nitrite Nitrogen (µg/L)	Nitrate+Nitrite Nitrogen (µg/L)	Chloride (mg/L)	Fluoride (µg/L)	Sulphate (mg/L)	Total Alkalinity (as CaCO3) (mg/L)	Ortho-phosphate (mg/L)	Total Phosphorus[g] (mg/L)
			Hardness (mg/L)	pH (field) (pH)	pH (pH)	Temperature (field) (C)	Turbidity (NTU)	Conductivity (µS/cm)	TDS (mg/L)	TSS (mg/L)	DOC (mg/L)											
BC Standards																						
BCWQG Aquatic Life (AW)[b,c]			n/a	6.5-9.0	6.5-9.0		Change of 8[k]	n/a	n/a	Change of 25	n/a	n/a	700-5,680[d]	32,800	60-120[d]	32,800[f]	600	1264-1510[d]	n/a	n/a	n/a	0.005-0.015
BCWQG Aquatic Life (30day) (AW)[b,c,h]			n/a	n/a	n/a	+/-1 Degree change from ambient	Change of 2[k]	n/a	n/a	Change of 5[k]	+20% of median background	n/a	135-1,090[d]	3,000	20-40[d]	3,000[f]	150	n/a	128-309[d]	n/a	n/a	n/a
BCWQG Drinking Water (DW)[b,c]			n/a	6.5-8.5	6.5-8.5	n/a[j]	Change of 1	n/a	n/a	n/a	n/a	n/a	n/a	10,000	1,000	10,000[f]	250	1,500	500	n/a	n/a	0.01
Canadian Drinking Water Quality (DW)[e]			n/a	6.5-8.5	6.5-8.5	n/a[j]	n/a[j]	n/a	500	n/a	n/a	n/a	n/a	10,000	1,000	n/a	250	1,500	500	n/a	n/a	n/a
POL-1	POL-1	2014 08 07	97.1	-	***9.06***	-	2.52	187	127	< 3	6.09	0.389	< 5	6.6	< 1	-	< 0.5	60	26.3	75.4	< 0.001	**0.0044**
POL-2	POL-2	2014 08 07	95.2	-	***9.01***	-	3.96	184	126	< 3	6.81	0.402	< 5	< 5	< 1	-	< 0.5	61	27.6	70.8	< 0.001	0.005
	POL-2(13:18)	2014 08 08	96.7	***9.02***	***8.86***	20.4	4.04	192	139	6	6.86	0.376	5.8	< 5	< 1	-	< 0.5	61	27.2	72.8	0.0011	0.0056
	POL-2(16:54)	2014 08 08	98.1	***8.87***	***8.68***	21	3.4	193	142	< 3	7.44	0.45	< 5	< 5	< 1	-	< 0.5	64	27.2	70.5	0.0017	0.0077
	POL-2	2014 08 09	96.7	-	***8.87***	-	4.82	194	145	4.3	7.01	0.381	< 5	< 5	< 1	-	< 0.5	61	27.8	71.2	< 0.001	0.0057
	POL-2X	2014 08 09	97.2	-	***8.88***	-	4.13	195	144	5.9	6.97	0.372	< 5	< 5	< 1	-	< 0.5	64	28	71.6	< 0.001	0.0053
	QA/QC RPD %		< 1	-	< 1	-	15	< 1	< 1	*	< 1	2	*	*	*	-	*	*	< 1	< 1	*	*
	POL-2	2014 08 11	99.6	***8.55***	8.16	23.0	3.59	203	143	< 3	7.57	0.56	< 5	< 5	< 1	-	< 0.5	68	27.6	75.3	0.0011	0.0079
	POL-2	2014 08 12	94.8	***8.99***	***8.58***	20.6	1.58	198	135	< 3	6.29	0.355	< 5	< 5	< 1	-	< 0.5	69	27.1	73.4	< 0.001	0.0061
	POL-2	2014 08 13	96.4	***8.98***	***8.65***	21.4	1.18	194	132	< 3	6.3	0.512	7.6	< 5	< 1	-	< 0.5	68	27.2	73.7	< 0.001	0.0053
	POL-2	2014 08 14	99.8	***8.87***	***8.53***	22.5	1.66	200	130	< 3	6.69	0.373	5	< 5	< 1	-	< 0.5	63	27.4	75.7	< 0.001	**0.0049**
	POL-2	2014 08 15	99.9	***8.76***	8.26	21.8	1.07	202	137	< 3	6.6	0.345	< 5	< 5	< 1	< 5.1	< 0.5	81	27.4	75.5	< 0.001	0.0064
	POL-2	2014 08 16	100	-	8.28	-	1.7	203	142	< 3	6.57	0.339	< 5	< 5	< 1	< 5.1	< 0.5	68	27.3	76	< 0.001	0.0058
	POL-2	2014 08 17	95.9	***8.83***	8.18	20.1	3.05	203	93	4.8	6.48	0.328	< 5	< 5	< 1	-	< 0.5	68	27.5	74.9	< 0.001	0.0061
	POL-2	2014 08 18	97.5	***8.66***	8.33	20.7	1.38	200	139	< 3	7.38	0.389	6.1	< 5	< 1	-	< 0.5	67	27.4	75.7	< 0.001	0.006
	POL-2	2014 08 19	102	8.24	8.09	20.4	3.02	198	133	5.2	6.84	0.505	5.4	< 5	< 1	-	< 0.5	74	26.7	74.9	< 0.001	0.0066
	POL-2	2014 08 20	102	8.39	8.17	20.4	4.8	201	110	5.6	6.43	0.345	< 5	< 5	< 1	-	< 0.5	67	27	75.7	0.0011	0.0063
	POL-2	2014 08 21	100	-	8.17	-	7.9	200	141	5.6	6.39	0.333	< 5	< 5	< 1	-	< 0.5	67	27.3	74	< 0.001	0.0052
POL-3	POL-3(12:15)	2014 08 08	99.8	***9.02***	***8.93***	19	1.66	194	134	3.1	6	0.362	5.2	< 5	< 1	-	< 0.5	61	26.5	75.5	0.0011	**0.0048**
	POL-3(12:34)	2014 08 08	100	***8.85***	***8.79***	18.8	3.03	196	131	7.5	6.06	0.333	< 5	< 5	< 1	-	< 0.5	60	26.3	77.1	0.001	0.0064
	POL-3	2014 08 09	97.8	-	***8.7***	-	2.98	198	139	5.5	6.49	0.404	< 5	< 5	< 1	-	< 0.5	60	26.5	73.8	0.0058	***0.0117***
	POL-3	2014 08 11	107	-	7.89	-	2.91	224	162	5.9	8.27	0.835	15	< 5	< 1	-	< 0.5	64	25.8	87.6	0.0476	***0.08***
	POL-3	2014 08 12	96.3	***8.85***	8.39	21.7		200	142	< 3	6.3	0.406	6.4	< 5	< 1	-	< 0.5	65	27.2	73.7	< 0.001	0.0068
	POL-3	2014 08 13	97.9	***8.94***	***8.56***	21.7	1.69	197	136	3.5	6.65	0.402	10.7	< 5	< 1	-	< 0.5	66	27	75.2	0.0021	0.0069
	POL-3	2014 08 14	98.3	***8.89***	***8.57***	22.5	3.36	200	130	< 3	6.77	0.363	7.2	5.5	< 1	-	< 0.5	64	27.2	74.9	< 0.001	0.005
	POL-3	2014 08 15	98.5	8.12	8.38	21.7	3.68	199	133	< 3	6.31	0.359	< 5	< 5	< 1	< 5.1	< 0.5	80	27.1	74.1	< 0.001	0.0056
	POL-3	2014 08 16	99.7	-	***5.64***	-	0.62	200	139	3.7	6.25	0.333	< 5	< 5	< 1	< 5.1	< 0.5	68	27.1	73.3	< 0.001	0.006
	POL-3	2014 08 17	99.6	***8.932***	8.27	19.7	1.04	202	135	3.5	6.38	0.365	< 5	< 5	< 1	-	< 0.5	68	27.4	74.7	< 0.001	0.0052
	POL-3	2014 08 18	99.6	***8.843***	***8.52***	19.8	0.89	200	117	< 3	7.15	0.386	7.3	< 5	< 1	-	< 0.5	76	27.5	74.5	< 0.001	0.0051
	POL-3X	2014 08 18	99.1	***8.843***	8.49	19.8	0.85	201	96	< 3	7.06	0.381	7	< 5	< 1	-	< 0.5	67	27.5	75.3	< 0.001	0.006
	QA/QC RPD %		< 1	0	< 1	0	5	< 1	20	*	1	1	*	*	*	-	*	*	0	1	*	*
	POL-3	2014 08 19	101	***8.53***	8.32	20.4	0.82	199	138	< 3	6.4	0.42	6.3	< 5	< 1	-	< 0.5	77	26.9	74.7	< 0.001	0.006
	POL-3	2014 08 20	102	***8.53***	8.23	20.5	0.75	201	110	< 3	6.38	0.351	8.3	< 5	< 1	-	< 0.5	66	27.3	75.9	0.0012	0.0067
	POL-3X	2014 08 20	100	***8.53***	8.23	20.5	0.66	204	145	< 3	6.28	0.347	9	< 5	< 1	-	< 0.5	64	27.1	77.2	0.0011	0.0069
	QA/QC RPD %		2	0	0	0	13	2	28	*	2	1	*	*	*	-	*	*	< 1	2	*	*
	POL-3	2014 08 21	100	-	8.43	-	0.85	202	135	< 3	5.99	0.384	8.2	< 5	< 1	-	< 0.5	66	27.9	76	< 0.001	**0.0045**
	POL-3	2014 08 27	105	***8.74***	8.3	19.4	0.93	209	135	< 3	6.92	0.376	< 5	< 5	< 1	-	< 0.5	70	28.5	77.2	0.0013	0.0059
	POL-3	2014 09 03	103	***8.76***	8.3	15.9	0.59	210	151	< 3	6.64	0.331	6.4	< 5	< 1		< 0.5	67	30.1	78.7	< 0.001	0.0052
	POL-3	2014 09 10	119	7.83	8.13	14.8	1.04	243	147	< 3	5.96	0.471	39.3	75.1	**33.6**	-	0.84	81	38.5	88.7	< 0.001	**0.0042**
	POL-3	2014 09 16	114	***8.62***	8.13	16.6	5.55	231	155	10.4	6.64	0.592	12.9	< 5	3.8	-	0.67	76	34.9	87.4	< 0.001	0.0092

Associated ALS files: L1499194, L1499709, L1499935, L1499939, L1501501, L1501541, L1502406, L1503046, L1503928, L1503934, L1503943, L1504261, L1504997, L1505933, L1506592, L1509578, L1513384, L1514740, L1515526, L1516318, L1518999, L1519829, L1519910.

All terms defined within the body of SNC-Lavalin's report (available upon request).

< Denotes concentration less than indicated detection limit or RPD less than indicated value.

- Denotes analysis not conducted.

n/a Denotes no applicable standard.

* RPDs are not normally calculated where one or more concentrations are less than five times MDL.

SHADED Concentration greater than BCWQG Aquatic Life (AW) guideline.

BOLD Concentration greater than BCWQG Drinking Water (DW) guideline.

SHADED Concentration greater than BCWQG Aquatic Life (30day) (AW) guideline.

BOLD Concentration greater than or equal to Canadian Drinking Water Quality (DW) guideline.

[a] Laboratory detection limit out of range.

[b] British Columbia Approved Water Quality Guidelines 2006 Edition, updated 2014.

[c] A Compendium of Working Water Quality Guidelines for British Columbia, updated August 2006.

[d] Guideline varies with pH, and or Temperature or Hardness or Chloride.

[e] Health Canada Drinking Water Guidelines, 2012.

[f] Guideline for Nitrate applied.

[g] The total phosphorus guideline is a measure of lake productivity and is based on spring overturn or an average of summer samples and is not applicable to single sample results at this point in time.

[h] Calculated based on an individual sample basis, not average of 30 day results.

[i] Secondary chronic or chronic value, not 30 day mean.

[j] Guideline not applicable for site situation.

[k] Based on a change from background at any one time. Prebreach range (Minnow, 2014) 0.54-2.73 NTU and <3-5.5 mg/L TSS.

TABLE 3a: Summary of Analytical Results for Mount Polley, Polley Lake - Surface Water DRAFT

Sample Location	Sample ID	Sample Date (yyyy mm dd)	Physical Parameters									Total Nitrogen (N) (mg/L)	Ammonia Nitrogen (µg/L)	Nitrate Nitrogen (µg/L)	Nitrite Nitrogen (µg/L)	Nitrate+Nitrite Nitrogen (µg/L)	Chloride (mg/L)	Fluoride (µg/L)	Sulphate (mg/L)	Total Alkalinity (as CaCO3) (mg/L)	Ortho-phosphate (mg/L)	Total Phosphorus[g] (mg/L)
			Hardness (mg/L)	pH (field) (pH)	pH (pH)	Temperature (field) (C)	Turbidity (NTU)	Conductivity (µS/cm)	TDS (mg/L)	TSS (mg/L)	DOC (mg/L)											
BC Standards																						
BCWQG Aquatic Life (AW)[b,c]			n/a	6.5-9.0	6.5-9.0		Change of 8[k]	n/a	n/a	Change of 25	n/a	n/a	700-5,680[d]	32,800	60-120[d]	32,800[f]	600	1264-1510[d]	n/a	n/a	n/a	0.005-0.015
BCWQG Aquatic Life (30day) (AW)[b,c,h]			n/a	n/a	n/a	+/-1 Degree change from ambient	Change of 2[k]	n/a	n/a	Change of 5[k]	+20% of median background	n/a	135-1,090[d]	3,000	20-40[d]	3,000[f]	150	n/a	128-309[d]	n/a	n/a	n/a
BCWQG Drinking Water (DW)[b,c]			n/a	6.5-8.5	6.5-8.5	n/a[j]	Change of 1	n/a	n/a	n/a	n/a	n/a	n/a	10,000	1,000	10,000[f]	250	1,500	500	n/a	n/a	0.01
Canadian Drinking Water Quality (DW)[e]			n/a	6.5-8.5	6.5-8.5	n/a[j]	n/a[j]	n/a	500	n/a	n/a	n/a	n/a	10,000	1,000	n/a	250	1,500	500	n/a	n/a	n/a
POL-4	POL-4(11:03)	2014 08 08	100	***9.09***	***8.91***	18.2	2.39	194	136	4.6	6.58	0.337	< 5	< 5	< 1	-	< 0.5	61	26.4	75.6	0.001	0.0053
	POL-4(11:23)	2014 08 08	100	***9.06***	***8.89***	18.2	2.53	192	132	5.5	6.14	0.33	< 5	< 5	< 1	-	< 0.5	60	26.3	75.9	0.0021	0.0054
	POL-4	2014 08 09	99.2	-	***8.78***	-	2.7	199	139	3.1	7.29	0.44	< 5	< 5	< 1	-	< 0.5	60	26.6	75	< 0.001	0.0054
	POL-4	2014 08 11	83.9	-	***8.56***	-	2.25	198	116	< 3	6.48	0.404	< 5	6.1	< 1	-	< 0.5	72	26.9	73.6	< 0.001	0.0063
	POL-4	2014 08 12	94.6	***8.90***	***8.52***	22.0	1.4	199	140	< 3	6.24	0.397	< 5	< 5	< 1	-	< 0.5	67	27.1	73.4	< 0.001	0.0056
	POL-4X	2014 08 12	96.7	***8.90***	***8.52***	22.0	1.08	200	141	< 3	6.17	0.393	< 5	< 5	< 1	-	< 0.5	64	27.2	74.8	< 0.001	0.0056
	QA/QC RPD %		2	*	0	*	26	< 1	< 1	*	1	1	*	*	*	-	*	*	< 1	2	*	*
	POL-4	2014 08 13	98.1	***8.831***	***8.62***	21.1	1.09	196	137	< 3	6.4	0.373	5.4	6	< 1	-	< 0.5	72	27.2	75.5	< 0.001	0.006
	POL-4	2014 08 14	97.9	***8.993***	***8.69***	22.4	1.09	199	134	< 3	6.53	0.34	6	< 5	< 1	-	< 0.5	64	27.2	75	< 0.001	**0.0048**
	POL-4	2014 08 15	97.8	7.724	8.41	20.7	3.37	200	122	< 3	6.26	0.468	< 5	< 5	< 1	< 5.1	< 0.5	85	27.2	75.4	< 0.001	0.0059
	POL-4	2014 08 16	99.5	-	8.28	-	0.66	201	137	< 3	6.44	0.345	8.6	< 5	< 1	< 5.1	< 0.5	65	26.9	75.2	< 0.001	0.0058
	POL-4	2014 08 17	101	***8.843***	8.26	19.4	0.87	204	90	< 3	6.5	0.342	6.1	< 5	< 1	-	< 0.5	68	27.4	76.5	< 0.001	0.006
	POL-4	2014 08 18	99.5	***8.815***	***8.52***	19.5	1.02	200	139	< 3	6.77	0.404	< 5	15.4	< 1	-	< 0.5	76	27.6	76	< 0.001	**0.0049**
	POL-4	2014 08 19	103	8.4	8.23	20	1.11	201	134	< 3	6.83	0.472	10.3	5.9	< 1	-	< 0.5	76	27.1	78.1	< 0.001	0.0063
	POL-4	2014 08 20	103	***8.59***	8.26	20.4	0.66	204	140	< 3	6.44	0.339	5.2	< 5	< 1	-	< 0.5	67	27.3	77.5	0.0012	0.006
	POL-4	2014 08 21	101	-	8.5	-	0.71	204	161	< 3	6.05	0.335	6	7.8	< 1	-	< 0.5	67	28	76	< 0.001	**0.0041**
	POL-4	2014 08 27	106	***8.67***	8.21	19.2	1.01	209	131	< 3	6.94	0.349	< 5	< 5	< 1	-	< 0.5	73	28.4	76.4	0.0022	0.0071
	POL-4	2014 09 03	107	***8.67***	8.36	15.7	0.73	215	151	< 3	6.49	0.342	9.7	23.5	2.1		< 0.5	68	31.1	80.3	< 0.001	0.0053
	POL-4	2014 09 10	122	8.12	8.1	12.3	1.4	252	148	< 3	5.78	0.493	59.6	96.3	**51.7**	-	0.98	87	41.5	90.6	< 0.001	**0.0044**
	POL-4	2014 09 16	117	7.6	8.07	17.2	1.66	231	155	4	6.39	0.41	< 5	< 5	< 1	-	0.65	75	34	89.7	< 0.001	0.0076
POL-5	POL-5-0M	2014 09 08	117	8.07	8.07	13.4	0.95	236	156	< 3	5.86	0.163	28.1	112	6.6	-	0.74	76	36.9	86.1	< 0.001	**0.0029**
	POL-5-12M	2014 09 08	148	7.3	8.01	8.1	12.8	314	207	17.2	5.46	0.168	393	27.8	**197**	-	1.88	105	60.8	101	0.0328	***0.0366***
	POL-5-0M	2014 09 17	114	***8.9***	8.26	14.6	0.57	227	152	< 3	6.51	0.354	10.7	< 5	3.9	-	0.67	77	34.9	84.9	< 0.001	**0.0039**
	POL-5-11M	2014 09 17	133	7.72	8.11	8	2.62	284	183	3.1	5.71	0.718	200	74	**138**	-	1.46	102	51.9	95	0.003	0.0072
POL-6	POL-6-0M	2014 09 09	107	***8.56***	8.42	14.6	1.53	212	140	< 3	6.08	0.365	10.6	< 5	2.5	-	< 0.5	68	31.5	82.9	< 0.001	0.0053
	POL-6-14M	2014 09 09	144	7.38	8.01	8.2	11.1	321	216	12.6	5.23	0.976	474	43.4	**121**	-	1.97	115	63.4	103	0.0291	***0.0366***
	POL-6-14M	2014 09 16	144	6.94	8.03	8.3	5.29	309	200	4.4	5.36	0.905	309	70.4	**221**	-	1.88	108	61	96.7	0.001	0.0053
	POL-6-0M	2014 09 16	115	***8.56***	8.24	14.1	0.97	227	152	< 3	6.7	0.345	< 5	< 5	2.3	-	0.65	72	34.1	85.7	< 0.001	**0.0038**
P1	P1-0M	2014 09 09	114	7.85	8.21	17.8	1.23	237	152	< 3	5.77	0.514	42.9	84.9	**31**	-	0.8	77	38.2	87.7	< 0.001	**0.0047**
	P1-27M	2014 09 09	153	7.12	7.92	8.2	18.4	337	218	18.5	5.62	1.38	995	< 5	< 1	-	2.1	115	64.9	113	0.0543	***0.063***
	P1-27M	2014 09 16	155	6.95	8.04	8.2	12.3	337	219	7.1	6.26	1.35	921	< 5	< 1	-	2.11	123	64.5	113	0.0452	***0.0406***
	P1-0M	2014 09 16	114	***6.49***	8.22	15.6	0.56	229	157	< 3	6.64	0.344	14.4	< 5	6.5	-	0.67	72	35	85.5	< 0.001	**0.0037**
	P1X-0M	2014 09 16	115	***6.49***	8.24	15.6	0.89	231	156	< 3	6.52	0.344	14.1	< 5	6.3	-	0.67	72	35	85.8	< 0.001	**0.0038**
	QA/QC RPD %		< 1	0	< 1	0	46	< 1	< 1	*	2	0	*	*	3		*	*	0	< 1	*	*
P2	P2-0M	2014 09 09	108	***8.57***	8.43	14.72	1.15	211	145	< 3	6.2	0.356	10.6	< 5	2.4	-	< 0.5	68	31.4	81.6	< 0.001	0.0053
	P2X-0M	2014 09 09	107	***8.57***	8.47	14.72	1.21	210	125	< 3	6.11	0.363	10.2	< 5	2.5	-	< 0.5	68	31.4	81.8	< 0.001	0.0051
	QA/QC RPD %		< 1	0	< 1	0	5	< 1	15	*	2	2	*	*	*		*	*	0	< 1	*	*
	P2-27M	2014 09 09	149	7.27	7.93	8.2	15.7	327	216	19.3	5.55	1.24	822	< 5	1.1	-	2.06	109	64	109	0.0409	***0.0476***
	P2-27M	2014 09 16	151	6.98	8.06	8.2	14.9	335	220	13.2	6.32	1.17	595	< 5	< 1	-	2.12	123	63.4	111	0.0406	***0.0381***
	P2-0M	2014 09 16	115	8.43	8.22	15.2	1.05	228	144	< 3	6.7	0.344	7.1	< 5	2.5	-	0.65	71	34.3	86.4	< 0.001	**0.004**

Associated ALS files: L1499194, L1499709, L1499935, L1499939, L1501501, L1501541, L1502406, L1503046, L1503928, L1503934, L1503943, L1504261, L1504997, L1505933, L1506592, L1509578, L1513384, L1514740, L1515526, L1516318, L1518999, L1519829, L1519910.

All terms defined within the body of SNC-Lavalin's report (available upon request).

< Denotes concentration less than indicated detection limit or RPD less than indicated value.

- Denotes analysis not conducted.

n/a Denotes no applicable standard.

* RPDs are not normally calculated where one or more concentrations are less than five times MDL.

SHADED Concentration greater than BCWQG Aquatic Life (AW) guideline.

BOLD Concentration greater than BCWQG Drinking Water (DW) guideline.

SHADED Concentration greater than BCWQG Aquatic Life (30day) (AW) guideline.

BOLD Concentration greater than or equal to Canadian Drinking Water Quality (DW) guideline.

[a] Laboratory detection limit out of range.

[b] British Columbia Approved Water Quality Guidelines 2006 Edition, updated 2014.

[c] A Compendium of Working Water Quality Guidelines for British Columbia, updated August 2006.

[d] Guideline varies with pH, and or Temperature or Hardness or Chloride.

[e] Health Canada Drinking Water Guidelines, 2012.

[f] Guideline for Nitrate applied.

[g] The total phosphorus guideline is a measure of lake productivity and is based on spring overturn or an average of summer samples and is not applicable to single sample results at this point in time.

[h] Calculated based on an individual sample basis, not average of 30 day results.

[i] Secondary chronic or chronic value, not 30 day mean.

[j] Guideline not applicable for site situation.

[k] Based on a change from background at any one time. Prebreach range (Minnow, 2014) 0.54-2.73 NTU and <3-5.5 mg/L TSS.

TABLE 3a: Summary of Analytical Results for Mount Polley, Polley Lake - Surface Water DRAFT

Sample Location	Sample ID	Sample Date (yyyy mm dd)	Dissolved Metals																											
			Dissolved Aluminum (µg/L)	Dissolved Calcium (mg/L)	Dissolved Iron (µg/L)	Dissolved Magnesium (mg/L)	Dissolved Manganese (µg/L)	Dissolved Potassium (mg/L)	Dissolved Sodium (mg/L)	Antimony (µg/L)	Arsenic (µg/L)	Barium (µg/L)	Beryllium (µg/L)	Boron (µg/L)	Cadmium (µg/L)	Chromium (µg/L)	Cobalt (µg/L)	Copper (µg/L)	Lead (µg/L)	Lithium (µg/L)	Mercury (µg/L)	Molybdenum (µg/L)	Nickel (µg/L)	Selenium (µg/L)	Silver (µg/L)	Thallium (µg/L)	Titanium (µg/L)	Uranium (µg/L)	Vanadium (µg/L)	Zinc (µg/L)
BC Standards																														
BCWQG Aquatic Life (AW)[b,c]			100[d]	n/a	350	n/a	n/a	n/a	n/a	n/a	n/a	n/a	n/a	n/a	n/a	n/a	n/a	n/a	n/a	n/a	n/a	n/a	n/a	n/a	n/a	n/a	n/a	n/a	n/a	n/a
BCWQG Aquatic Life (30day) (AW)[b,c]			50[d]	n/a	n/a	n/a	n/a	n/a	n/a	n/a	n/a	n/a	n/a	n/a	n/a	n/a	n/a	n/a	n/a	n/a	n/a	n/a	n/a	n/a	n/a	n/a	n/a	n/a	n/a	n/a
BCWQG Drinking Water (DW)			200	n/a	n/a	n/a	n/a	n/a	n/a	n/a	n/a	n/a	n/a	n/a	n/a	n/a	n/a	n/a	n/a	n/a	n/a	n/a	n/a	n/a	n/a	n/a	n/a	n/a	n/a	n/a
Canadian Drinking Water Quality (DW)			n/a	n/a	n/a	n/a	n/a	n/a	n/a	n/a	n/a	n/a	n/a	n/a	n/a	n/a	n/a	n/a	n/a	n/a	n/a	n/a	n/a	n/a	n/a	n/a	n/a	n/a	n/a	n/a
POL-1	POL-1	2014 08 07	6.3	31.1	< 30	4.72	0.377	0.341	4.24	< 0.1	0.55	6.36	< 0.1	19	< 0.01	< 0.5	< 0.1	1.67	< 0.05	< 0.5	< 0.05	2.2	< 0.5	0.56	< 0.01	< 0.01	< 10	0.102	1.1	< 3
POL-2	POL-2	2014 08 07	12.5	30.2	< 30	4.78	3.86	0.483	4.44	< 0.1	0.61	7.72	< 0.1	20	< 0.01	< 0.5	< 0.1	2.77	< 0.05	< 0.5	< 0.05	2.58	< 0.5	0.55	< 0.01	< 0.01	< 10	0.101	1.1	< 3
	POL-2(13:18)	2014 08 08	13.9	30.7	< 30	4.87	11.7	0.527	4.77	< 0.1	0.65	9.11	< 0.1	20	< 0.01	< 0.5	< 0.1	3.06	< 0.05	< 0.5	-	2.45	< 0.5	0.59	< 0.01	< 0.01	< 10	0.1	1.1	< 3
	POL-2(16:54)	2014 08 08	11.4	31.3	< 30	4.83	7.95	0.531	4.63	< 0.1	0.63	9.28	< 0.1	18	< 0.01	< 0.5	< 0.1	2.86	< 0.05	< 0.5	-	2.46	< 0.5	0.57	< 0.01	< 0.01	< 10	0.115	1.2	< 3
	POL-2	2014 08 09	14.8	30.9	< 30	4.76	0.815	0.466	4.52	< 0.1	0.61	8.3	< 0.1	20	< 0.01	< 0.5	< 0.1	3.19	< 0.05	< 0.5	-	2.67	< 0.5	0.55	< 0.01	< 0.01	< 10	0.143	1.2	< 3
	POL-2X	2014 08 09	15.2	31	< 30	4.8	0.728	0.474	4.63	< 0.1	0.6	8.25	< 0.1	20	< 0.01	< 0.5	< 0.1	3.21	< 0.05	< 0.5	-	2.77	< 0.5	0.56	< 0.01	< 0.01	< 10	0.144	1.2	< 3
	QA/QC RPD %		*	< 1	*	< 1	11	2	2	*	2	< 1	*	*	*	*	*	< 1	*	*	-	4	*	*	*	*	*	< 1	*	*
	POL-2	2014 08 11	12.1	31.9	< 30	4.85	22.4	0.708	4.66	< 0.1	0.66	9.62	< 0.1	20	< 0.01	< 0.5	< 0.1	3.16	< 0.05	0.58	-	2.49	< 0.5	0.57	< 0.01	< 0.01	< 10	0.091	1.1	< 3
	POL-2	2014 08 12	10.5	30.4	< 30	4.61	0.361	0.422	4.54	< 0.1	0.58	7.3	< 0.1	19	< 0.01	< 0.5	< 0.1	2.18	< 0.05	< 0.5	-	2.38	< 0.5	0.55	< 0.01	< 0.01	< 10	0.096	1.2	< 3
	POL-2	2014 08 13	10.3	30.7	< 30	4.8	0.487	0.422	4.43	< 0.1	0.54	8.04	< 0.1	21	< 0.01	< 0.5	< 0.1	2.3	< 0.05	< 0.5	-	2.53	< 0.5	0.55	< 0.01	< 0.01	< 10	0.102	1.1	< 3
	POL-2	2014 08 14	9.5	32.1	< 30	4.8	0.501	0.41	4.48	< 0.1	0.61	7.48	< 0.1	21	< 0.01	< 0.5	< 0.1	2.25	< 0.05	< 0.5	-	2.57	< 0.5	0.53	< 0.01	< 0.01	< 10	0.109	1.1	< 3
	POL-2	2014 08 15	10.2	32	< 30	4.87	3.41	0.435	4.47	< 0.1	0.58	7.58	< 0.1	19	< 0.01	< 0.5	< 0.1	2.34	< 0.05	< 0.5	-	2.53	< 0.5	0.57	< 0.01	< 0.01	< 10	0.099	1.1	< 3
	POL-2	2014 08 16	9	32.2	< 30	4.8	2.87	0.45	4.51	< 0.1	0.61	7.66	< 0.1	18	< 0.01	< 0.5	< 0.1	2.3	< 0.05	< 0.5	-	2.51	< 0.5	0.6	< 0.01	< 0.01	< 10	0.097	1.1	< 3
	POL-2	2014 08 17	11.9	30.8	< 30	4.63	0.815	0.468	4.68	< 0.1	0.61	7.75	< 0.1	20	< 0.01	< 0.5	< 0.1	2.53	< 0.05	< 0.5	-	2.65	< 0.5	0.55	< 0.01	< 0.01	< 10	0.118	1.2	< 3
	POL-2	2014 08 18	11.7	31.3	< 30	4.69	4.93	0.46	4.46	< 0.1	0.55	8.1	< 0.1	19	< 0.01	< 0.5	< 0.1	2.33	< 0.05	< 0.5	-	2.56	< 0.5	0.54	< 0.01	< 0.01	< 10	0.105	1.1	< 3
	POL-2	2014 08 19	10	32.8	< 30	4.86	31.2	0.529	4.38	< 0.1	0.61	9.63	< 0.1	20	< 0.01	< 0.5	< 0.1	2.34	< 0.05	< 0.5	-	2.56	< 0.5	0.57	< 0.01	< 0.01	< 10	0.1	1.1	< 3
	POL-2	2014 08 20	12.5	32.7	< 30	4.92	8.18	0.502	4.6	< 0.1	0.62	8.88	< 0.1	21	< 0.01	< 0.5	< 0.1	2.99	< 0.05	< 0.5	-	2.72	< 0.5	0.62	< 0.01	< 0.01	< 10	0.105	1.1	< 3
	POL-2	2014 08 21	16.6	32.1	< 30	4.88	1.44	0.482	4.61	< 0.1	0.59	8.59	< 0.1	19	< 0.01	< 0.5	< 0.1	3.41	< 0.05	< 0.5	-	2.64	< 0.5	< 0.5	< 0.01	< 0.01	< 10	0.105	1.1	< 3
POL-3	POL-3(12:15)	2014 08 08	7.5	32	< 30	4.82	3.02	0.404	4.53	< 0.1	0.6	6.96	< 0.1	16	< 0.01	< 0.5	< 0.1	2.12	< 0.05	< 0.5	-	2.23	< 0.5	0.59	< 0.01	< 0.01	< 10	0.095	1.1	< 3
	POL-3(12:34)	2014 08 08	7.1	32.2	< 30	4.82	6.39	0.505	4.51	< 0.1	0.61	7.12	< 0.1	19	< 0.01	< 0.5	< 0.1	2.17	< 0.05	< 0.5	-	2.19	< 0.5	0.52	< 0.01	< 0.01	< 10	0.094	1.1	< 3
	POL-3	2014 08 09	7.4	31.4	< 30	4.71	0.583	0.419	4.37	< 0.1	0.65	6.84	< 0.1	20	< 0.01	< 0.5	< 0.1	1.82	< 0.05	< 0.5	-	2.36	< 0.5	0.51	< 0.01	< 0.01	< 10	0.097	1.1	< 3
	POL-3	2014 08 11	5.9	34.6	< 30	5.04	73	1.46	4.61	< 0.1	0.78	10.7	< 0.1	21	0.015	< 0.5	< 0.1	2.74	< 0.05	0.52	-	2.13	< 0.5	0.52	< 0.01	< 0.01	< 10	0.033	< 1	< 3
	POL-3	2014 08 12	8.8	30.9	< 30	4.67	0.327	0.481	4.59	< 0.1	0.63	7.03	< 0.1	19	< 0.01	< 0.5	< 0.1	2.15	< 0.05	0.51	-	2.4	< 0.5	0.53	< 0.01	< 0.01	< 10	0.096	1.1	< 3
	POL-3	2014 08 13	10.3	31.3	< 30	4.79	0.408	0.451	4.48	< 0.1	0.58	7.42	< 0.1	20	< 0.01	< 0.5	< 0.1	2.25	< 0.05	< 0.5	-	2.48	< 0.5	0.55	< 0.01	< 0.01	< 10	0.104	1.1	< 3
	POL-3	2014 08 14	9.3	31.5	< 30	4.78	0.448	0.428	4.45	< 0.1	0.65	7.2	< 0.1	21	< 0.01	< 0.5	< 0.1	2.16	< 0.05	< 0.5	-	2.5	< 0.5	0.57	< 0.01	< 0.01	< 10	0.107	1.2	< 3
	POL-3	2014 08 15	9.8	31.5	< 30	4.83	2.06	0.415	4.52	< 0.1	0.59	7.21	< 0.1	19	< 0.01	< 0.5	< 0.1	2.21	< 0.05	< 0.5	-	2.6	< 0.5	0.56	< 0.01	< 0.01	< 10	0.093	1.1	< 3
	POL-3	2014 08 16	8.4	31.9	< 30	4.85	1.77	0.419	4.27	< 0.1	0.61	7.08	< 0.1	18	< 0.01	< 0.5	< 0.1	2.15	< 0.05	< 0.5	-	2.44	< 0.5	0.57	< 0.01	< 0.01	< 10	0.094	1.1	< 3
	POL-3	2014 08 17	8.9	31.9	< 30	4.82	0.345	0.447	4.73	< 0.1	0.6	7.21	< 0.1	20	< 0.01	< 0.5	< 0.1	2.12	< 0.05	< 0.5	-	2.65	< 0.5	0.57	< 0.01	< 0.01	< 10	0.109	1.1	< 3
	POL-3	2014 08 18	9.2	32	< 30	4.79	0.527	0.443	4.52	< 0.1	0.61	7.46	< 0.1	20	< 0.01	< 0.5	< 0.1	2.06	< 0.05	< 0.5	-	2.65	< 0.5	0.55	< 0.01	< 0.01	< 10	0.111	1.1	< 3
	POL-3X	2014 08 18	9	31.9	< 30	4.71	0.79	0.441	4.44	< 0.1	0.57	7.37	< 0.1	21	< 0.01	< 0.5	< 0.1	2.06	< 0.05	< 0.5	-	2.6	< 0.5	0.57	< 0.01	< 0.01	< 10	0.107	1.1	< 3
	QA/QC RPD %		*	< 1	*	2	40	< 1	2	*	7	1	*	*	*	*	*	2.25	< 0.05	*	-	2	*	*	*	*	*	4	*	*
	POL-3	2014 08 19	10.6	32.4	< 30	4.83	2.62	0.452	4.43	< 0.1	0.58	7.49	< 0.1	21	< 0.01	< 0.5	< 0.1	2.25	< 0.05	< 0.5	-	2.57	< 0.5	0.61	< 0.01	< 0.01	< 10	0.099	1.1	< 3
	POL-3	2014 08 20	9.4	32.9	< 30	4.82	3.96	0.53	4.59	< 0.1	0.65	7.81	< 0.1	20	< 0.01	< 0.5	< 0.1	2.32	< 0.05	< 0.5	-	2.82	< 0.5	0.64	< 0.01	< 0.01	< 10	0.109	1.1	< 3
	POL-3X	2014 08 20	8.7	32.2	< 30	4.81	3.71	0.506	4.47	< 0.1	0.61	7.84	< 0.1	19	< 0.01	< 0.5	< 0.1	2.17	< 0.05	< 0.5	-	2.76	< 0.5	0.63	< 0.01	< 0.01	< 10	0.11	1.1	< 3
	QA/QC RPD %		*	2	*	< 1	7	5	3	*	6	< 1	*	*	*	*	*	*	*	*	-	2	*	*	*	*	*	< 1	*	*
	POL-3	2014 08 21	8.7	32.1	< 30	4.83	2.35	0.497	4.66	< 0.1	0.59	7.88	< 0.1	23	< 0.01	< 0.5	< 0.1	2.21	< 0.05	< 0.5	-	2.92	< 0.5	0.57	< 0.01	< 0.01	< 10	0.096	1.1	< 3
	POL-3	2014 08 27	9.6	33.8	< 30	5.02	8.29	0.567	4.64	< 0.1	0.59	8.35	< 0.1	18	< 0.01	< 0.5	< 0.1	2.49	< 0.05	< 0.5	-	2.98	< 0.5	0.61	< 0.01	< 0.01	< 10	0.112	1.1	< 3
	POL-3	2014 09 03	11	33.2	< 30	4.96	3.66	0.528	5.04	< 0.1	0.64	9.13	< 0.1	19	< 0.01	< 0.5	< 0.1	2.74	< 0.05	< 0.5	-	3.6	< 0.5	0.73	< 0.01	< 0.01	< 10	0.124	1.1	< 3
	POL-3	2014 09 10	19	39	< 30	5.25	27	0.912	6.85	0.14	0.85	12.6	< 0.1	23	< 0.01	< 0.5	< 0.1	2.61	< 0.05	< 0.5	-	7.45	< 0.5	1.14	< 0.01	< 0.01	< 10	0.215	1.3	< 3
	POL-3	2014 09 16	7.2	37.2	< 30	5.25	0.383	0.777	6.18	0.11	0.82	10.6	< 0.1	21	< 0.01	< 0.5	< 0.1	2.82	< 0.05	< 0.5	-	5.6	< 0.5	0.78	< 0.01	< 0.01	< 10	0.17	1.2	< 3

Associated ALS files: L1499194, L1499709, L1499935, L1499939, L1501501, L1501541, L1502406, L1503046, L1503928, L1503934, L1503943, L1504261, L1504997, L1505933, L1506592, L1509578, L1513384, L1514740, L1515526, L1516318, L1518999, L1519829, L1519910.

All terms defined within the body of SNC-Lavalin's report (available upon request).

< Denotes concentration less than indicated detection limit or RPD less than indicated value.

- Denotes analysis not conducted.

n/a Denotes no applicable standard.

* RPDs are not normally calculated where one or more concentrations are less than five times MDL.

SHADED Concentration greater than BCWQG Aquatic Life (AW) guideline.

BOLD Concentration greater than BCWQG Drinking Water (DW) guideline.

SHADED Concentration greater than BCWQG Aquatic Life (30day) (AW) guideline.

BOLD Concentration greater than or equal to Canadian Drinking Water Quality (DW) guideline.

[a] Laboratory detection limit out of range.

[b] British Columbia Approved Water Quality Guidelines 2006 Edition, updated 2014.

[c] A Compendium of Working Water Quality Guidelines for British Columbia, updated August 2006.

[d] Guideline varies with pH, and or Temperature or Hardness or Chloride.

[e] Health Canada Drinking Water Guidelines, 2012.

[f] Guideline for Nitrate applied.

[g] The total phosphorus guideline is a measure of lake productivity and is based on spring overturn or an average of summer samples and is not applicable to single sample results at this point in time.

[h] Calculated based on an individual sample basis, not average of 30 day results.

[i] Secondary chronic or chronic value, not 30 day mean.

[j] Guideline not applicable for site situation.

[k] Based on a change from background at any one time. Prebreach range (Minnow, 2014) 0.54-2.73 NTU and <3-5.5 mg/L TSS.

TABLE 3a: Summary of Analytical Results for Mount Polley, Polley Lake - Surface Water DRAFT

Sample Location	Sample ID	Sample Date (yyyy mm dd)	Dissolved Metals																											
			Dissolved Aluminum (µg/L)	Dissolved Calcium (mg/L)	Dissolved Iron (µg/L)	Dissolved Magnesium (mg/L)	Dissolved Manganese (µg/L)	Dissolved Potassium (mg/L)	Dissolved Sodium (mg/L)	Antimony (µg/L)	Arsenic (µg/L)	Barium (µg/L)	Beryllium (µg/L)	Boron (µg/L)	Cadmium (µg/L)	Chromium (µg/L)	Cobalt (µg/L)	Copper (µg/L)	Lead (µg/L)	Lithium (µg/L)	Mercury (µg/L)	Molybdenum (µg/L)	Nickel (µg/L)	Selenium (µg/L)	Silver (µg/L)	Thallium (µg/L)	Titanium (µg/L)	Uranium (µg/L)	Vanadium (µg/L)	Zinc (µg/L)
BC Standards																														
BCWQG Aquatic Life (AW)[b,c]			100[d]	n/a	350	n/a	n/a	n/a	n/a	n/a	n/a	n/a	n/a	n/a	n/a	n/a	n/a	n/a	n/a	n/a	n/a	n/a	n/a	n/a	n/a	n/a	n/a	n/a	n/a	n/a
BCWQG Aquatic Life (30day) (AW)[b,c]			50[d]	n/a	n/a	n/a	n/a	n/a	n/a	n/a	n/a	n/a	n/a	n/a	n/a	n/a	n/a	n/a	n/a	n/a	n/a	n/a	n/a	n/a	n/a	n/a	n/a	n/a	n/a	n/a
BCWQG Drinking Water (DW)			200	n/a	n/a	n/a	n/a	n/a	n/a	n/a	n/a	n/a	n/a	n/a	n/a	n/a	n/a	n/a	n/a	n/a	n/a	n/a	n/a	n/a	n/a	n/a	n/a	n/a	n/a	n/a
Canadian Drinking Water Quality (DW)			n/a	n/a	n/a	n/a	n/a	n/a	n/a	n/a	n/a	n/a	n/a	n/a	n/a	n/a	n/a	n/a	n/a	n/a	n/a	n/a	n/a	n/a	n/a	n/a	n/a	n/a	n/a	n/a
POL-4	POL-4(11:03)	2014 08 08	7.9	32.2	< 30	4.84	2.3	0.398	4.52	< 0.1	0.6	6.85	< 0.1	19	< 0.01	< 0.5	< 0.1	2.19	< 0.05	< 0.5	-	2.27	< 0.5	0.58	< 0.01	< 0.01	< 10	0.101	1.1	< 3
	POL-4(11:23)	2014 08 08	8.5	32.2	< 30	4.85	3.36	0.404	4.48	< 0.1	0.6	6.58	< 0.1	19	< 0.01	< 0.5	< 0.1	2.24	< 0.05	< 0.5	-	2.25	< 0.5	0.58	< 0.01	< 0.01	< 10	0.098	1.1	< 3
	POL-4	2014 08 09	6.4	31.9	< 30	4.72	0.481	0.413	4.31	< 0.1	0.57	6.88	< 0.1	20	< 0.01	< 0.5	< 0.1	1.77	< 0.05	< 0.5	-	2.34	< 0.5	0.54	< 0.01	< 0.01	< 10	0.112	1.1	< 3
	POL-4	2014 08 11	10.1	26.9	< 30	4.06	2.74	0.429	4.74	< 0.1	0.59	7.41	< 0.1	19	< 0.01	< 0.5	< 0.1	2.55	< 0.05	0.56	-	2.35	< 0.5	0.61	< 0.01	< 0.01	< 10	0.092	1.2	< 3
	POL-4	2014 08 12	10.2	30.3	< 30	4.58	0.324	0.448	4.78	< 0.1	0.7	7.54	< 0.1	19	< 0.01	< 0.5	< 0.1	2.28	< 0.05	0.51	-	2.34	< 0.5	0.55	< 0.01	< 0.01	< 10	0.099	1.3	< 3
	POL-4X	2014 08 12	9.7	30.9	< 30	4.71	0.329	0.383	4.54	< 0.1	0.58	7.06	< 0.1	21	< 0.01	< 0.5	< 0.1	2.27	< 0.05	< 0.5	-	2.52	< 0.5	0.57	< 0.01	< 0.01	< 10	0.106	1.1	< 3
	QA/QC RPD %		*	2	*	3	2	16	5	*	19	7	*	*	*	*	*	*	*	*	-	7	*	*	*	*	*	7	*	*
	POL-4	2014 08 13	12.4	31	< 30	4.99	2.76	0.44	4.41	< 0.1	0.6	7.56	< 0.1	22	< 0.01	< 0.5	< 0.1	2.19	< 0.05	< 0.5	-	2.51	< 0.5	0.59	< 0.01	< 0.01	< 10	0.105	1.1	< 3
	POL-4	2014 08 14	11	31.4	< 30	4.74	0.853	0.393	4.49	< 0.1	0.62	7.11	< 0.1	22	< 0.01	< 0.5	< 0.1	2.19	< 0.05	< 0.5	-	2.52	< 0.5	0.53	< 0.01	< 0.01	< 10	0.109	1.2	< 3
	POL-4	2014 08 15	8.8	31.3	< 30	4.77	2.03	0.413	4.48	< 0.1	0.6	6.85	< 0.1	19	< 0.01	< 0.5	< 0.1	2.2	< 0.05	< 0.5	-	2.53	< 0.5	0.62	< 0.01	< 0.01	< 10	0.097	1.1	< 3
	POL-4	2014 08 16	8.5	31.9	< 30	4.85	2.94	0.435	4.32	< 0.1	0.58	7.13	< 0.1	17	< 0.01	< 0.5	< 0.1	2.13	< 0.05	< 0.5	-	2.4	< 0.5	0.58	< 0.01	< 0.01	< 10	0.094	1.1	< 3
	POL-4	2014 08 17	8.9	32.5	< 30	4.84	2.59	0.453	4.58	< 0.1	0.61	7.2	< 0.1	21	< 0.01	< 0.5	< 0.1	2.76	< 0.05	< 0.5	-	2.67	< 0.5	0.57	< 0.01	< 0.01	< 10	0.102	1.1	< 3
	POL-4	2014 08 18	10.3	32	< 30	4.74	0.493	0.441	4.59	< 0.1	0.61	7.45	< 0.1	20	< 0.01	< 0.5	< 0.1	2.12	< 0.05	< 0.5	-	2.64	< 0.5	0.58	< 0.01	< 0.01	< 10	0.107	1.2	< 3
	POL-4	2014 08 19	8.7	33.2	< 30	4.94	22.4	0.576	4.57	< 0.1	0.63	7.76	< 0.1	21	< 0.01	< 0.5	< 0.1	2.19	< 0.05	< 0.5	-	2.87	< 0.5	0.62	< 0.01	< 0.01	< 10	0.104	1.1	< 3
	POL-4	2014 08 20	8.7	33.3	< 30	4.89	6.36	0.53	4.67	< 0.1	0.66	7.88	< 0.1	18	< 0.01	< 0.5	< 0.1	2.3	< 0.05	< 0.5	-	2.76	< 0.5	0.63	< 0.01	< 0.01	< 10	0.105	1.1	< 3
	POL-4	2014 08 21	8.8	32.4	< 30	4.82	1.64	0.439	4.67	< 0.1	0.62	7.38	< 0.1	20	< 0.01	< 0.5	< 0.1	2.16	< 0.05	< 0.5	-	2.87	< 0.5	0.56	< 0.01	< 0.01	< 10	0.098	1.1	< 3
	POL-4	2014 08 27	9.3	34	< 30	5.01	7.65	0.528	4.74	< 0.1	0.62	7.96	< 0.1	18	< 0.01	< 0.5	< 0.1	2.51	< 0.05	< 0.5	-	2.93	< 0.5	0.62	0.013	< 0.01	< 10	0.111	1.1	< 3
	POL-4	2014 09 03	10.4	34.5	< 30	5.08	5.75	0.581	5.34	< 0.1	0.67	9.61	< 0.1	20	< 0.01	< 0.5	< 0.1	2.82	< 0.05	< 0.5	-	4.16	< 0.5	0.77	< 0.01	< 0.01	< 10	0.144	1.2	< 3
	POL-4	2014 09 10	6.1	40	< 30	5.32	25.1	1.01	7.32	0.18	0.92	13.4	< 0.1	24	< 0.01	< 0.5	< 0.1	2.5	< 0.05	< 0.5	-	8.58	< 0.5	1.33	< 0.01	< 0.01	< 10	0.247	1.3	< 3
	POL-4	2014 09 16	4.8	37.9	< 30	5.49	0.846	0.792	6.2	< 0.1	0.57	8.46	< 0.1	19	< 0.01	< 0.5	< 0.1	2.05	< 0.05	< 0.5	-	5.19	< 0.5	0.67	< 0.01	< 0.01	< 10	0.16	< 1	< 3
POL-5	POL-5-0M	2014 09 08	6.7	38.2	< 30	5.32	43	0.848	6.53	0.12	0.77	12.7	< 0.1	22	< 0.01	< 0.5	< 0.1	2.66	< 0.05	< 0.5	-	6.59	< 0.5	0.97	< 0.01	< 0.01	< 10	0.196	1.2	< 3
	POL-5-12M	2014 09 08	6	49.1	< 30	6.24	449	1.84	11.5	0.32	1.31	23.7	< 0.1	29	< 0.01	< 0.5	0.11	0.88	< 0.05	1.05	-	16.2	< 0.5	1.98	< 0.01	< 0.01	< 10	0.427	1.9	< 3
	POL-5-0M	2014 09 17	7.7	36.9	< 30	5.25	1.87	0.738	5.87	0.11	0.76	11.1	< 0.1	20	< 0.01	< 0.5	< 0.1	2.87	< 0.05	< 0.5	-	5.61	< 0.5	0.86	< 0.01	< 0.01	< 10	0.165	1.2	< 3
	POL-5-11M	2014 09 17	4.6	43.6	< 30	5.79	55.8	1.39	9.3	0.24	1.03	16.9	< 0.1	26	< 0.01	< 0.5	< 0.1	1.86	< 0.05	0.87	-	12.5	< 0.5	1.51	< 0.01	< 0.01	< 10	0.317	1.4	< 3
POL-6	POL-6-0M	2014 09 09	**64.2**	34.8	< 30	4.95	8.23	0.606	5.37	< 0.1	0.68	9.63	< 0.1	20	< 0.01	< 0.5	< 0.1	2.7	< 0.05	< 0.5	-	4.23	< 0.5	0.7	< 0.01	< 0.01	< 10	0.144	1.2	< 3
	POL-6-14M	2014 09 09	6.3	47.6	< 30	6.16	470	1.91	12.4	0.33	1.51	24	< 0.1	31	< 0.01	< 0.5	0.12	0.76	< 0.05	1.04	-	17.6	< 0.5	1.82	< 0.01	< 0.01	< 10	0.417	1.8	< 3
	POL-6-14M	2014 09 16	5.3	47.4	< 30	6.2	375	1.7	11.4	0.32	1.26	21.7	< 0.1	25	< 0.01	< 0.5	< 0.1	0.86	< 0.05	0.98	-	16.2	< 0.5	1.88	< 0.01	< 0.01	< 10	0.411	1.8	< 3
	POL-6-0M	2014 09 16	7.7	37.5	< 30	5.23	2.89	0.698	5.91	0.1	0.71	10.7	< 0.1	18	< 0.01	< 0.5	< 0.1	2.66	< 0.05	< 0.5	-	5.24	< 0.5	0.81	< 0.01	< 0.01	< 10	0.167	1.1	< 3
P1	P1-0M	2014 09 09	7.5	37.5	< 30	5.03	40.5	0.81	6.53	0.12	0.77	11.8	< 0.1	22	< 0.01	< 0.5	< 0.1	2.57	< 0.05	< 0.5	-	6.61	< 0.5	0.93	< 0.01	< 0.01	< 10	0.202	1.2	< 3
	P1-27M	2014 09 09	5.2	50.1	**447**	6.69	705	1.89	13.2	0.12	1.82	26.1	< 0.1	33	< 0.01	< 0.5	0.15	< 0.5	< 0.05	0.98	-	16.8	< 0.5	< 0.5	< 0.01	< 0.01	< 10	0.363	1.6	< 3
	P1-27M	2014 09 16	5.2	50.8	**361**	6.95	692	1.85	12.8	< 0.1	1.8	25.7	< 0.1	28	< 0.01	< 0.5	0.16	< 0.5	< 0.05	0.91	-	16.2	< 0.5	1.25	< 0.01	< 0.01	10	0.365	1.6	< 3
	P1-0M	2014 09 16	8.2	37.1	< 30	5.08	2.73	0.726	6.14	0.1	0.73	10.6	< 0.1	18	< 0.01	< 0.5	< 0.1	2.56	< 0.05	< 0.5	-	5.54	< 0.5	0.89	< 0.01	< 0.01	< 10	0.164	1.1	< 3
	P1X-0M	2014 09 16	7.2	37.3	< 30	5.36	2.43	0.713	6.3	< 0.1	0.7	10.5	< 0.1	18	< 0.01	< 0.5	< 0.1	2.56	< 0.05	< 0.5	-	5.52	< 0.5	0.86	< 0.01	< 0.01	< 10	0.166	1.1	< 3
	QA/QC RPD %		*	< 1	*	5	12	2	3	*	4	< 1	*	*	*	*	*	0	*	*	-	< 1	*	*	*	*	*	1	*	*
P2	P2-0M	2014 09 09	9.1	35.2	< 30	4.98	7.75	0.586	5.24	< 0.1	0.66	9.52	< 0.1	20	< 0.01	< 0.5	< 0.1	2.68	< 0.05	< 0.5	-	4.22	< 0.5	0.72	< 0.01	< 0.01	< 10	0.139	1.1	< 3
	P2X-0M	2014 09 09	9.3	34.9	< 30	4.9	7.62	0.6	5.31	< 0.1	0.69	9.76	< 0.1	20	< 0.01	< 0.5	< 0.1	2.76	< 0.05	< 0.5	-	4.18	< 0.5	0.71	< 0.01	< 0.01	< 10	0.136	1.2	< 3
	QA/QC RPD %		*	< 1	*	2	2	2	1	*	4	3	*	*	*	*	*	3	*	*	-	< 1	*	*	*	*	*	2	*	*
	P2-27M	2014 09 09	5.1	48.9	299	6.52	620	1.87	12.6	0.12	1.78	25.6	< 0.1	33	< 0.01	< 0.5	0.14	< 0.5	< 0.05	0.98	-	17.1	< 0.5	0.5	< 0.01	< 0.01	< 10	0.391	1.6	< 3
	P2-27M	2014 09 16	4.9	49.6	232	6.71	628	1.82	12.4	< 0.1	1.69	24.9	< 0.1	28	< 0.01	< 0.5	0.14	< 0.5	< 0.05	0.95	-	16.5	< 0.5	0.99	< 0.01	< 0.01	< 10	0.382	1.5	< 3
	P2-0M	2014 09 16	8	37.3	< 30	5.33	2.79	0.714	5.93	< 0.1	0.74	10.7	< 0.1	18	< 0.01	< 0.5	< 0.1	2.64	< 0.05	< 0.5	-	5.29	< 0.5	0.84	< 0.01	< 0.01	< 10	0.166	1.1	< 3

Associated ALS files: L1499194, L1499709, L1499935, L1499939, L1501501, L1501541, L1502406, L1503046, L1503928, L1503934, L1503943, L1504261, L1504997, L1505933, L1506592, L1509578, L1513384, L1514740, L1515526, L1516318, L1518999, L1519829, L1519910.

All terms defined within the body of SNC-Lavalin's report (available upon request).

< Denotes concentration less than indicated detection limit or RPD less than indicated value.

- Denotes analysis not conducted.

n/a Denotes no applicable standard.

* RPDs are not normally calculated where one or more concentrations are less than five times MDL.

SHADED Concentration greater than BCWQG Aquatic Life (AW) guideline.

BOLD Concentration greater than BCWQG Drinking Water (DW) guideline.

SHADED Concentration greater than BCWQG Aquatic Life (30day) (AW) guideline.

BOLD Concentration greater than or equal to Canadian Drinking Water Quality (DW) guideline.

[a] Laboratory detection limit out of range.

[b] British Columbia Approved Water Quality Guidelines 2006 Edition, updated 2014.

[c] A Compendium of Working Water Quality Guidelines for British Columbia, updated August 2006.

[d] Guideline varies with pH, and or Temperature or Hardness or Chloride.

[e] Health Canada Drinking Water Guidelines, 2012.

[f] Guideline for Nitrate applied.

[g] The total phosphorus guideline is a measure of lake productivity and is based on spring overturn or an average of summer samples and is not applicable to single sample results at this point in time.

[h] Calculated based on an individual sample basis, not average of 30 day results.

[i] Secondary chronic or chronic value, not 30 day mean.

[j] Guideline not applicable for site situation.

[k] Based on a change from background at any one time. Prebreach range (Minnow, 2014) 0.54-2.73 NTU and <3-5.5 mg/L TSS.

TABLE 3a: Summary of Analytical Results for Mount Polley, Polley Lake - Surface Water DRAFT

Sample Location	Sample ID	Sample Date (yyyy mm dd)	Total Metals																										
			Aluminum (µg/L)	Antimony (µg/L)	Arsenic (µg/L)	Barium (µg/L)	Beryllium (µg/L)	Bismuth (µg/L)	Boron (µg/L)	Cadmium (µg/L)	Calcium (µg/L)	Chromium (µg/L)	Cobalt (µg/L)	Copper (µg/L)	Iron (µg/L)	Lead (µg/L)	Lithium (µg/L)	Manganese (µg/L)	Mercury (µg/L)	Molybdenum (µg/L)	Nickel (µg/L)	Potassium (µg/L)	Selenium (µg/L)	Silver (µg/L)	Sodium (µg/L)	Thallium (µg/L)	Tin (µg/L)	Titanium (µg/L)	Uranium (µg/L)	Vanadium (µg/L)	Zinc (µg/L)
BC Standards																													
BCWQG Aquatic Life (AW)[b,c]			n/a	20	5	5,000	n/a	n/a	1,200	0.0285-0.048[d]	n/a	1 (Cr(+6))	110	9.9-16.57[d]	1,000	65.3-142.6[d]	870	1465-2248[d]	Methyl mercury analysis in progress	2,000	25-110[d]	373,000-432,000	2	0.1-3.0[d]	n/a	0.3	n/a	2,000	300	6	33-81.75[d]
BCWQG Aquatic Life (30day) (AW)[b,c]			n/a	n/a	n/a	1,000	5.3[i]	n/a	n/a	n/a	n/a	n/a	4	3.4-6.2[d]	n/a	5.9-8.9[d]	14[i]	974-1287[d]		1,000	n/a	n/a	n/a	0.05-1.5[d]	n/a	n/a	n/a	n/a	n/a	n/a	7.5-56.25[d]
BCWQG Drinking Water (DW)			n/a	14	25	n/a	4	n/a	5,000	n/a	n/a	n/a	n/a	500	n/a	50	n/a	n/a	1	250	n/a	n/a	10	n/a	n/a	2	n/a	n/a	n/a	n/a	5,000
Canadian Drinking Water Quality (DW)			100	6	10	1,000	n/a	n/a	5,000	5	n/a	50	n/a	1,000	300	10	n/a	50	1	n/a	n/a	n/a	10	n/a	200,000	n/a	n/a	n/a	20	n/a	5,000
POL-1	POL-1	2014 08 07	53.7	< 0.1	0.57	6.91	< 0.1	< 0.5	19	< 0.01	30,900	< 0.5	< 0.1	3.16	34	< 0.05	< 0.5	8.21	< 0.05	2.17	< 0.5	355	0.53	< 0.01	4,060	< 0.01	< 0.1	< 10	0.098	1.2	< 3
POL-2	POL-2	2014 08 07	***139***	< 0.1	0.63	9.62	< 0.1	< 0.5	19	< 0.01	29,900	< 0.5	0.1	**6.31**	86	0.054	< 0.5	11.7	< 0.05	2.51	< 0.5	519	0.56	< 0.01	4,360	< 0.01	< 0.1	< 10	0.107	1.5	< 3
	POL-2(13:18)	2014 08 08	***176***	< 0.1	0.72	11.5	< 0.1	< 0.5	23	< 0.01	31,500	< 0.5	0.14	**6.88**	127	0.063	< 0.5	19.6	< 0.05	2.69	< 0.5	570	0.64	< 0.01	4,770	< 0.01	< 0.1	11	0.114	1.6	< 3
	POL-2(16:54)	2014 08 08	***114***	< 0.1	0.65	11	< 0.1	< 0.5	20	< 0.01	29,600	< 0.5	< 0.1	**5.29**	89	< 0.05	< 0.5	15.3	< 0.05	2.5	< 0.5	582	0.55	< 0.01	4,350	< 0.01	< 0.1	< 10	0.124	1.4	< 3
	POL-2	2014 08 09	***237***	< 0.1	0.72	11.4	< 0.1	< 0.5	21	< 0.01	31,800	< 0.5	0.18	**9.6**	160	0.068	< 0.5	13.7	< 0.05	2.91	< 0.5	551	0.56	< 0.01	4,730	< 0.01	< 0.1	13	0.163	1.9	< 3
	POL-2X	2014 08 09	***241***	< 0.1	0.72	11.7	< 0.1	< 0.5	21	< 0.01	31,700	< 0.5	0.18	**9.24**	175	0.083	< 0.5	14.5	< 0.05	2.78	< 0.5	557	0.59	< 0.01	4,650	< 0.01	< 0.1	13	0.157	1.8	< 3
	QA/QC RPD %		2	*	0	3	*	*	*	*	< 1	*	*	*	9	*	*	*	*	5	*	1	*	*	2	*	*	*	4	*	*
	POL-2	2014 08 11	67.5	< 0.1	0.66	10	< 0.1	< 0.5	19	< 0.01	30,400	< 0.5	< 0.1	**4.8**	47	< 0.05	< 0.5	24.3	< 0.05	2.64	< 0.5	696	0.52	< 0.01	4,550	< 0.01	< 0.1	< 10	0.1	1.3	< 3
	POL-2	2014 08 12	38.7	< 0.1	0.69	7.73	< 0.1	< 0.5	19	< 0.01	31,000	< 0.5	< 0.1	3.15	< 30	< 0.05	< 0.5	7.98	< 0.05	2.57	< 0.5	440	0.56	< 0.01	4,610	< 0.01	< 0.1	< 10	0.104	1.3	< 3
	POL-2	2014 08 13	35.3	< 0.1	0.62	7.68	< 0.1	< 0.5	21	< 0.01	31,100	< 0.5	< 0.1	3.36	< 30	< 0.05	< 0.5	6.64	< 0.05	2.48	< 0.5	446	0.6	< 0.01	4,430	< 0.01	< 0.1	< 10	0.107	1.3	3.1
	POL-2	2014 08 14	35.4	< 0.1	0.66	7.97	< 0.1	< 0.5	22	< 0.01	32,400	< 0.5	< 0.1	3.26	< 30	< 0.05	< 0.5	6.84	< 0.05	2.6	< 0.5	458	0.56	< 0.01	4,590	< 0.01	< 0.1	< 10	0.112	1.4	< 3
	POL-2	2014 08 15	57.9	< 0.1	0.64	7.98	< 0.1	< 0.5	20	< 0.01	31,600	< 0.5	< 0.1	3.73	38	< 0.05	< 0.5	7.94	-	2.64	< 0.5	453	0.59	< 0.01	4,580	< 0.01	< 0.1	< 10	0.104	1.3	< 3
	POL-2	2014 08 16	50.8	< 0.1	0.63	8.32	< 0.1	< 0.5	21	< 0.01	32,000	< 0.5	< 0.1	3.57	37	< 0.05	< 0.5	9.47	-	2.57	< 0.5	470	0.57	< 0.01	4,550	< 0.01	< 0.1	< 10	0.106	1.2	< 3
	POL-2	2014 08 17	99.7	< 0.1	0.65	9.09	< 0.1	< 0.5	21	< 0.01	31,600	< 0.5	< 0.1	**5.28**	83	< 0.05	< 0.5	9.39	-	2.79	< 0.5	496	0.58	< 0.01	4,700	< 0.01	< 0.1	< 10	0.127	1.4	< 3
	POL-2	2014 08 18	58.3	< 0.1	0.61	8.97	< 0.1	< 0.5	20	< 0.01	31,700	< 0.5	< 0.1	3.87	54	< 0.05	< 0.5	11.8	-	2.63	< 0.5	482	0.58	< 0.01	4,560	< 0.01	< 0.1	< 10	0.108	1.2	< 3
	POL-2	2014 08 19	***168***	< 0.1	0.71	12.1	< 0.1	< 0.5	23	< 0.01	33,600	< 0.5	0.16	**5.99**	148	0.074	< 0.5	***50***	-	2.74	< 0.5	599	0.6	0.022	4,770	< 0.01	< 0.1	11	0.108	1.5	< 3
	POL-2	2014 08 20	***286***	< 0.1	0.72	13.3	< 0.1	< 0.5	21	< 0.01	33,800	< 0.5	0.2	**10.3**	187	0.079	< 0.5	18.2	-	2.88	< 0.5	615	0.57	< 0.01	4,930	< 0.01	< 0.1	15	0.122	1.8	< 3
	POL-2	2014 08 21	***435***	< 0.1	0.74	14.6	< 0.1	< 0.5	20	< 0.01	32,500	< 0.5	0.31	**15.5**	***302***	0.102	0.62	16.5	-	2.71	< 0.5	612	0.58	< 0.01	4,730	< 0.01	< 0.1	24	0.12	2.1	< 3
POL-3	POL-3(12:15)	2014 08 08	45.6	< 0.1	0.64	7.41	< 0.1	< 0.5	22	< 0.01	31,300	< 0.5	< 0.1	2.94	< 30	< 0.05	< 0.5	7.69	< 0.05	2.29	< 0.5	390	0.58	< 0.01	4,450	< 0.01	< 0.1	< 10	0.1	1.2	< 3
	POL-3(12:34)	2014 08 08	***120***	< 0.1	0.69	8.6	< 0.1	< 0.5	22	< 0.01	31,900	< 0.5	< 0.1	**5.01**	97	0.059	< 0.5	18.1	< 0.05	2.31	< 0.5	561	0.57	< 0.01	4,390	< 0.01	< 0.1	< 10	0.102	1.5	< 3
	POL-3	2014 08 09	49	< 0.1	0.71	7.57	< 0.1	< 0.5	20	< 0.01	31,200	< 0.5	< 0.1	3.18	30	< 0.05	< 0.5	11.3	< 0.05	2.31	< 0.5	437	0.52	< 0.01	4,280	0.01	< 0.1	< 10	0.098	1.3	< 3
	POL-3	2014 08 11	37	< 0.1	0.81	10.7	< 0.1	< 0.5	20	0.022	33,400	< 0.5	< 0.1	**4.5**	< 30	< 0.05	< 0.5	***82.5***	< 0.05	2.46	< 0.5	1,380	< 0.5	< 0.01	4,370	< 0.01	< 0.1	< 10	0.041	< 1	< 3
	POL-3	2014 08 12	41.9	< 0.1	0.67	8.02	< 0.1	< 0.5	18	< 0.01	31,100	< 0.5	< 0.1	3.35	< 30	< 0.05	0.58	8.03	< 0.05	2.25	< 0.5	507	0.59	< 0.01	4,650	< 0.01	< 0.1	< 10	0.095	1.3	< 3
	POL-3	2014 08 13	38	< 0.1	0.63	7.6	< 0.1	< 0.5	21	< 0.01	30,500	< 0.5	< 0.1	3.37	< 30	< 0.05	< 0.5	10.6	< 0.05	2.49	< 0.5	450	0.57	< 0.01	4,390	< 0.01	< 0.1	< 10	0.101	1.3	< 3
	POL-3	2014 08 14	34.6	< 0.1	0.67	7.95	< 0.1	< 0.5	23	< 0.01	32,700	< 0.5	< 0.1	3.23	< 30	< 0.05	< 0.5	8.58	< 0.05	2.63	< 0.5	485	0.58	< 0.01	4,740	< 0.01	< 0.1	< 10	0.109	1.5	< 3
	POL-3	2014 08 15	22.8	< 0.1	0.62	7.35	< 0.1	< 0.5	20	< 0.01	31,400	< 0.5	< 0.1	2.74	< 30	< 0.05	< 0.5	6.09	-	2.62	< 0.5	439	0.57	< 0.01	4,600	< 0.01	< 0.1	< 10	0.105	1.2	< 3
	POL-3	2014 08 16	20.3	< 0.1	0.59	7.35	< 0.1	< 0.5	20	< 0.01	31,700	< 0.5	< 0.1	2.59	< 30	< 0.05	< 0.5	7.47	-	2.55	< 0.5	426	0.56	< 0.01	4,340	< 0.01	< 0.1	< 10	0.105	1.2	< 3
	POL-3	2014 08 17	27.3	< 0.1	0.63	7.52	< 0.1	< 0.5	20	< 0.01	31,800	< 0.5	< 0.1	2.88	< 30	< 0.05	< 0.5	7.67	-	2.69	< 0.5	458	0.6	< 0.01	4,720	< 0.01	< 0.1	< 10	0.111	1.2	3
	POL-3	2014 08 18	22.8	< 0.1	0.59	7.44	< 0.1	< 0.5	20	< 0.01	31,000	< 0.5	< 0.1	2.61	< 30	< 0.05	< 0.5	8.86	-	2.56	< 0.5	435	0.59	< 0.01	4,360	< 0.01	< 0.1	< 10	0.109	1.1	< 3
	POL-3X	2014 08 18	22.9	< 0.1	0.6	7.54	< 0.1	< 0.5	21	< 0.01	31,400	< 0.5	< 0.1	2.61	< 30	< 0.05	< 0.5	9.46	-	2.61	< 0.5	440	0.58	< 0.01	4,440	< 0.01	< 0.1	< 10	0.106	1.1	< 3
	QA/QC RPD %		< 1	*	2	1	*	*	*	*	1	*	*	*	*	*	*	*	-	2	*	1	*	*	2	*	*	*	3	*	*
	POL-3	2014 08 19	22.2	< 0.1	0.63	7.96	< 0.1	< 0.5	23	< 0.01	32,800	< 0.5	< 0.1	2.81	< 30	< 0.05	< 0.5	6.23	-	2.79	< 0.5	482	0.62	< 0.01	4,670	< 0.01	< 0.1	< 10	0.106	1.2	< 3
	POL-3	2014 08 20	20.4	< 0.1	0.66	8.15	< 0.1	< 0.5	23	< 0.01	32,700	< 0.5	< 0.1	2.73	< 30	< 0.05	< 0.5	7.26	-	2.99	< 0.5	533	0.51	< 0.01	4,650	< 0.01	< 0.1	< 10	0.111	1.2	< 3
	POL-3X	2014 08 20	18.3	< 0.1	0.67	8.32	< 0.1	< 0.5	23	< 0.01	33,800	< 0.5	< 0.1	2.76	< 30	< 0.05	< 0.5	7.69	-	3.07	< 0.5	546	< 0.5	< 0.01	4,840	< 0.01	< 0.1	< 10	0.119	1.3	< 3
	QA/QC RPD %		11	*	2	2	*	*	*	*	3	*	*	*	*	*	*	*	-	3	*	2	*	*	4	*	*	*	7	*	*
	POL-3	2014 08 21	25.9	< 0.1	0.64	7.81	< 0.1	< 0.5	21	< 0.01	33,000	< 0.5	< 0.1	2.88	< 30	< 0.05	< 0.5	7.39	-	3	< 0.5	489	0.59	< 0.01	4,910	< 0.01	< 0.1	< 10	0.114	1.2	< 3
	POL-3	2014 08 27	32.8	< 0.1	0.66	8.76	< 0.1	< 0.5	20	< 0.01	33,900	< 0.5	< 0.1	3.45	< 30	< 0.05	< 0.5	9.5	-	3.24	< 0.5	561	0.62	< 0.01	4,880	< 0.01	< 0.1	< 10	0.118	1.3	< 3
	POL-3	2014 09 03	24.5	< 0.1	0.63	9.35	< 0.1	< 0.5	21	< 0.01	32,400	< 0.5	< 0.1	3.36	< 30	< 0.05	< 0.5	8.63	< 0.01	3.82	< 0.5	531	0.72	< 0.01	5,040	< 0.01	< 0.1	< 10	0.131	1.2	< 3
	POL-3	2014 09 10	28.7	0.16	0.85	12.9	< 0.1	< 0.5	27	< 0.01	38,200	< 0.5	< 0.1	3.38	< 30	< 0.05	< 0.5	***53.1***	< 0.01	7.95	< 0.5	927	1.04	< 0.01	6,730	< 0.01	< 0.1	< 10	0.231	1.4	< 3
	POL-3	2014 09 16	***120***	0.14	0.9	12.7	< 0.1	< 0.5	21	< 0.01	36,900	< 0.5	0.12	**6.69**	151	0.103	0.55	38.6	-	5.67	< 0.5	798	0.82	< 0.01	6,210	< 0.01	< 0.1	12	0.176	1.6	< 3

Associated ALS files: L1499194, L1499709, L1499935, L1499939, L1501501, L1501541, L1502406, L1503046, L1503928, L1503934, L1503943, L1504261, L1504997, L1505933, L1506592, L1509578, L1513384, L1514740, L1515526, L1516318, L1518999, L1519829, L1519910.

All terms defined within the body of SNC-Lavalin's report (available upon request).

< Denotes concentration less than indicated detection limit or RPD less than indicated value.

\- Denotes analysis not conducted.

n/a Denotes no applicable standard.

* RPDs are not normally calculated where one or more concentrations are less than five times MDL.

SHADED Concentration greater than BCWQG Aquatic Life (AW) guideline.

BOLD Concentration greater than BCWQG Drinking Water (DW) guideline.

SHADED Concentration greater than BCWQG Aquatic Life (30day) (AW) guideline.

BOLD Concentration greater than or equal to Canadian Drinking Water Quality (DW) guideline.

[a] Laboratory detection limit out of range.

[b] British Columbia Approved Water Quality Guidelines 2006 Edition, updated 2014.

[c] A Compendium of Working Water Quality Guidelines for British Columbia, updated August 2006.

[d] Guideline varies with pH, and or Temperature or Hardness or Chloride.

[e] Health Canada Drinking Water Guidelines, 2012.

[f] Guideline for Nitrate applied.

[g] The total phosphorus guideline is a measure of lake productivity and is based on spring overturn or an average of summer samples and is not applicable to single sample results at this point in time.

[h] Calculated based on an individual sample basis, not average of 30 day results.

[i] Secondary chronic or chronic value, not 30 day mean.

[j] Guideline not applicable for site situation.

[k] Based on a change from background at any one time. Prebreach range (Minnow, 2014) 0.54-2.73 NTU and <3-5.5 mg/L TSS.

TABLE 3a: Summary of Analytical Results for Mount Polley, Polley Lake - Surface Water DRAFT

Sample Location	Sample ID	Sample Date (yyyy mm dd)	Total Metals																											
			Aluminum (µg/L)	Antimony (µg/L)	Arsenic (µg/L)	Barium (µg/L)	Beryllium (µg/L)	Bismuth (µg/L)	Boron (µg/L)	Cadmium (µg/L)	Calcium (µg/L)	Chromium (µg/L)	Cobalt (µg/L)	Copper (µg/L)	Iron (µg/L)	Lead (µg/L)	Lithium (µg/L)	Manganese (µg/L)	Mercury (µg/L)	Molybdenum (µg/L)	Nickel (µg/L)	Potassium (µg/L)	Selenium (µg/L)	Silver (µg/L)	Sodium (µg/L)	Thallium (µg/L)	Tin (µg/L)	Titanium (µg/L)	Uranium (µg/L)	Vanadium (µg/L)	Zinc (µg/L)
BC Standards																														
BCWQG Aquatic Life (AW)[b,c]			n/a	20	5	5,000	n/a	n/a	1,200	0.0285-0.048[d]	n/a	1 (Cr(+6))	110	9.9-16.57[d]	1,000	65.3-142.6[d]	870	1465-2248[d]	Methyl mercury analysis in progress	2,000	25-110[d]	373,000-432,000	2	0.1-3.0[d]	n/a	0.3	n/a	2,000	300	6	33-81.75[d]
BCWQG Aquatic Life (30day) (AW)[b,c]			n/a	n/a	n/a	1,000	5.3[i]	n/a	n/a	n/a	n/a	n/a	4	3.4-6.2[d]	n/a	5.9-8.9[d]	14[i]	974-1287[d]		1,000	n/a	n/a	n/a	0.05-1.5[d]	n/a	n/a	n/a	n/a	n/a	n/a	7.5-56.25[d]
BCWQG Drinking Water (DW)			n/a	14	25	n/a	4	n/a	5,000	n/a	n/a	n/a	n/a	500	n/a	50	n/a	n/a	1	250	n/a	n/a	10	n/a	n/a	2	n/a	n/a	n/a	n/a	5,000
Canadian Drinking Water Quality (DW)			100	6	10	1,000	n/a	n/a	5,000	5	n/a	50	n/a	1,000	300	10	n/a	50	1	n/a	n/a	n/a	10	n/a	200,000	n/a	n/a	n/a	20	n/a	5,000
POL-4	POL-4(11:03)	2014 08 08	71.9	< 0.1	0.65	7.83	< 0.1	< 0.5	20	< 0.01	31,700	< 0.5	< 0.1	3.48	39	< 0.05	< 0.5	9.6	< 0.05	2.37	< 0.5	404	0.56	< 0.01	4,390	< 0.01	< 0.1	< 10	0.108	1.3	< 3
	POL-4(11:23)	2014 08 08	***267***	< 0.1	0.71	9.47	< 0.1	< 0.5	21	< 0.01	31,900	< 0.5	0.18	**4.54**	228	0.126	< 0.5	16.2	< 0.05	2.34	< 0.5	482	0.59	< 0.01	4,520	< 0.01	< 0.1	16	0.106	1.9	< 3
	POL-4	2014 08 09	59.7	< 0.1	0.62	7.86	< 0.1	< 0.5	20	< 0.01	31,800	< 0.5	< 0.1	3.21	37	< 0.05	< 0.5	15.1	< 0.05	2.37	< 0.5	434	0.55	< 0.01	4,300	< 0.01	< 0.1	< 10	0.112	1.2	< 3
	POL-4	2014 08 11	43.1	< 0.1	0.66	7.44	< 0.1	< 0.5	18	< 0.01	29,900	< 0.5	< 0.1	3.23	< 30	< 0.05	< 0.5	8.43	< 0.05	2.47	< 0.5	470	0.51	< 0.01	4,450	< 0.01	< 0.1	< 10	0.1	1.3	< 3
	POL-4	2014 08 12	35.8	< 0.1	0.68	7.59	< 0.1	< 0.5	19	< 0.01	30,800	< 0.5	< 0.1	3.06	< 30	< 0.05	< 0.5	6.52	< 0.05	2.43	< 0.5	453	0.54	< 0.01	4,650	< 0.01	< 0.1	< 10	0.101	1.3	< 3
	POL-4X	2014 08 12	41.8	< 0.1	0.67	7.63	< 0.1	< 0.5	19	< 0.01	31,300	< 0.5	< 0.1	3.02	< 30	< 0.05	< 0.5	6.02	< 0.05	2.52	< 0.5	450	0.54	< 0.01	4,520	< 0.01	< 0.1	< 10	0.105	1.3	< 3
	QA/QC RPD %		15	*	1	< 1	*	*	*	*	2	*	*	*	*	*	*	*	*	4	*	< 1	*	*	3	*	*	*	4	*	*
	POL-4	2014 08 13	30.3	< 0.1	0.62	7.73	< 0.1	< 0.5	21	< 0.01	31,000	< 0.5	< 0.1	2.88	< 30	< 0.05	< 0.5	17.8	< 0.05	2.51	< 0.5	458	0.59	< 0.01	4,540	< 0.01	< 0.1	< 10	0.109	1.3	< 3
	POL-4	2014 08 14	31.5	< 0.1	0.63	7.62	< 0.1	< 0.5	22	< 0.01	32,000	< 0.5	< 0.1	2.87	< 30	< 0.05	< 0.5	5.81	< 0.05	2.58	< 0.5	407	0.61	< 0.01	4,480	< 0.01	< 0.1	< 10	0.119	1.4	< 3
	POL-4	2014 08 15	22.3	< 0.1	0.65	7.22	< 0.1	< 0.5	20	< 0.01	31,100	< 0.5	< 0.1	2.63	< 30	< 0.05	< 0.5	6.56	-	2.62	< 0.5	439	0.57	< 0.01	4,550	< 0.01	< 0.1	< 10	0.101	1.3	< 3
	POL-4	2014 08 16	20.5	< 0.1	0.6	7.35	< 0.1	< 0.5	21	< 0.01	32,000	< 0.5	< 0.1	2.49	< 30	< 0.05	< 0.5	8.78	-	2.49	< 0.5	449	0.58	< 0.01	4,370	< 0.01	< 0.1	< 10	0.106	1.2	< 3
	POL-4	2014 08 17	23.2	< 0.1	0.62	7.56	< 0.1	< 0.5	21	< 0.01	32,900	< 0.5	< 0.1	2.62	< 30	< 0.05	< 0.5	13	-	2.65	< 0.5	468	0.58	< 0.01	4,620	< 0.01	< 0.1	< 10	0.111	1.1	< 3
	POL-4	2014 08 18	24.7	< 0.1	0.61	7.51	< 0.1	< 0.5	21	< 0.01	32,100	< 0.5	< 0.1	2.66	< 30	< 0.05	< 0.5	9.33	-	2.69	< 0.5	444	0.58	< 0.01	4,570	< 0.01	< 0.1	< 10	0.117	1.2	< 3
	POL-4	2014 08 19	81.4	< 0.1	0.65	8.89	< 0.1	< 0.5	24	< 0.01	33,300	< 0.5	< 0.1	3.19	72	< 0.05	< 0.5	26.7	-	3.09	< 0.5	599	0.62	< 0.01	4,760	< 0.01	< 0.1	< 10	0.117	1.3	< 3
	POL-4	2014 08 20	22.3	< 0.1	0.68	8.08	< 0.1	< 0.5	23	< 0.01	32,900	< 0.5	< 0.1	2.68	< 30	< 0.05	< 0.5	9.37	-	3.16	< 0.5	532	0.65	< 0.01	4,810	< 0.01	< 0.1	< 10	0.119	1.2	< 3
	POL-4	2014 08 21	26	< 0.1	0.64	8.1	< 0.1	< 0.5	22	< 0.01	33,700	< 0.5	< 0.1	2.95	< 30	< 0.05	< 0.5	7.27	-	3.17	< 0.5	471	0.67	< 0.01	4,810	< 0.01	< 0.1	< 10	0.115	1.3	< 3
	POL-4	2014 08 27	25.2	< 0.1	0.69	8.25	< 0.1	< 0.5	23	< 0.01	33,300	< 0.5	< 0.1	3.02	< 30	< 0.05	< 0.5	10.8	-	3.16	< 0.5	562	0.62	0.03	4,720	< 0.01	< 0.1	< 10	0.12	1.3	< 3
	POL-4	2014 09 03	23.7	< 0.1	0.67	10.1	< 0.1	< 0.5	23	< 0.01	34,000	< 0.5	< 0.1	3.47	< 30	< 0.05	< 0.5	12.2	< 0.01	4.47	< 0.5	605	0.76	< 0.01	5,470	< 0.01	< 0.1	< 10	0.149	1.2	< 3
	POL-4	2014 09 10	38.5	0.18	0.88	14.4	< 0.1	< 0.5	26	< 0.01	39,700	< 0.5	< 0.1	3.55	< 30	< 0.05	< 0.5	***79.1***	< 0.01	9.2	< 0.5	1,030	1.16	< 0.01	7,400	< 0.01	< 0.1	< 10	0.263	1.5	< 3
	POL-4	2014 09 16	60.1	< 0.1	0.64	9.34	< 0.1	< 0.5	20	< 0.01	36,700	< 0.5	< 0.1	3.02	111	< 0.05	< 0.5	19.8	-	5.18	< 0.5	739	0.68	< 0.01	6,000	< 0.01	< 0.1	11	0.161	1.1	< 3
POL-5	POL-5-0M	2014 09 08	37.1	0.12	0.79	12.1	< 0.1	< 0.5	22	< 0.01	36,100	< 0.5	< 0.1	3.59	< 30	< 0.05	< 0.5	***51.3***	-	6.46	< 0.5	797	0.92	< 0.01	6,390	< 0.01	< 0.1	< 10	0.2	1.3	< 3
	POL-5-12M	2014 09 08	***795***	0.34	1.53	41.8	< 0.1	< 0.5	32	0.011	48,100	< 0.5	0.36	**22.5**	***354***	0.256	1.17	***452***	-	17.2	< 0.5	2,150	1.99	< 0.01	11,700	< 0.01	< 0.1	33	0.465	3.1	< 3
	POL-5-0M	2014 09 17	22.5	0.11	0.73	10.7	< 0.1	< 0.5	21	< 0.01	35,400	< 0.5	< 0.1	3.43	< 30	< 0.05	0.56	13.1	-	5.7	< 0.5	720	0.85	< 0.01	5,580	< 0.01	< 0.1	< 10	0.17	1.2	< 3
	POL-5-11M	2014 09 17	51.8	0.23	1.02	17.2	< 0.1	< 0.5	26	< 0.01	40,800	< 0.5	< 0.1	3.49	32	< 0.05	0.91	***99.7***	-	12.3	< 0.5	1,370	1.49	< 0.01	8,920	< 0.01	< 0.1	< 10	0.325	1.6	< 3
POL-6	POL-6-0M	2014 09 09	71	< 0.1	0.73	10.9	< 0.1	< 0.5	23	< 0.01	35,500	< 0.5	< 0.1	**4.65**	50	< 0.05	< 0.5	18	-	4.65	< 0.5	624	0.71	< 0.01	5,430	< 0.01	< 0.1	10	0.15	1.4	< 3
	POL-6-14M	2014 09 09	***539***	0.32	1.6	36.7	< 0.1	< 0.5	32	< 0.01	45,600	< 0.5	0.25	**17**	207	0.191	1	***451***	-	17.5	< 0.5	2,050	1.81	< 0.01	11,900	< 0.01	< 0.1	23	0.429	2.4	< 3
	POL-6-14M	2014 09 16	***168***	0.33	1.34	26.8	< 0.1	< 0.5	28	< 0.01	47,200	< 0.5	0.11	5.65	45	0.051	1.1	***420***	-	17.3	< 0.5	1,870	1.89	< 0.01	12,300	< 0.01	< 0.1	12	0.453	2.1	< 3
	POL-6-0M	2014 09 16	45.5	0.11	0.72	11.7	< 0.1	< 0.5	21	< 0.01	37,100	< 0.5	< 0.1	3.95	32	< 0.05	< 0.5	16.4	-	5.65	< 0.5	722	0.83	< 0.01	6,180	< 0.01	< 0.1	< 10	0.178	1.2	< 3
P1	P1-0M	2014 09 09	32.1	0.18	0.84	13.2	< 0.1	< 0.5	25	**0.21**	37,400	< 0.5	< 0.1	3.54	< 30	0.295	< 0.5	***76.3***	-	7.46	< 0.5	860	1	< 0.01	6,500	< 0.01	< 0.1	< 10	0.218	1.4	< 3
	P1-27M	2014 09 09	***588***	0.24	2.04	39.9	< 0.1	< 0.5	36	< 0.01	47,800	< 0.5	0.34	**19.8**	***694***	0.274	0.92	***700***	-	17.1	< 0.5	2,050	0.79	< 0.01	12,600	< 0.01	< 0.1	26	0.382	2.5	3.5
	P1-27M	2014 09 16	***698***	0.23	1.92	44.6	< 0.1	< 0.5	32	< 0.01	50,800	< 0.5	0.34	**18.1**	***599***	0.23	1.18	***722***	-	17.3	< 0.5	2,240	0.85	< 0.01	13,200	< 0.01	< 0.1	32	0.39	2.6	< 3
	P1-0M	2014 09 16	19.6	0.11	0.73	10.9	< 0.1	< 0.5	21	< 0.01	37,200	< 0.5	< 0.1	3.19	< 30	< 0.05	< 0.5	13.4	-	5.84	< 0.5	752	0.88	< 0.01	6,230	< 0.01	< 0.1	< 10	0.178	1.2	< 3
	P1X-0M	2014 09 16	17.5	0.11	0.76	11	< 0.1	< 0.5	21	< 0.01	37,100	< 0.5	< 0.1	3.19	< 30	< 0.05	< 0.5	13	-	5.9	< 0.5	738	0.83	< 0.01	6,210	< 0.01	< 0.1	< 10	0.183	1.3	< 3
	QA/QC RPD %		11	*	4	< 1	*	*	*	*	< 1	*	*	*	*	*	*	*	-	1	*	2	*	*	< 1	*	*	*	3	*	*
P2	P2-0M	2014 09 09	50.4	0.11	0.72	10	< 0.1	< 0.5	21	< 0.01	34,700	< 0.5	< 0.1	4.15	36	< 0.05	< 0.5	16.6	-	4.43	< 0.5	604	0.75	< 0.01	5,240	< 0.01	< 0.1	< 10	0.147	1.3	< 3
	P2X-0M	2014 09 09	47.4	< 0.1	0.67	9.62	< 0.1	< 0.5	22	< 0.01	35,100	< 0.5	< 0.1	3.96	37	< 0.05	< 0.5	15.8	-	4.48	< 0.5	568	0.76	< 0.01	5,110	< 0.01	< 0.1	< 10	0.15	1.2	< 3
	QA/QC RPD %		6	*	7	4	*	*	*	*	1	*	*	*	*	*	*	*	-	1	*	6	*	*	3	*	*	*	2	*	*
	P2-27M	2014 09 09	***727***	0.24	2.04	42.9	< 0.1	< 0.5	36	< 0.01	49,700	< 0.5	0.33	**21**	***577***	0.257	1.12	***646***	-	18.3	< 0.5	2,250	0.85	< 0.01	13,300	< 0.01	< 0.1	30	0.411	2.7	< 3
	P2-27M	2014 09 16	***809***	0.28	1.96	46.9	< 0.1	< 0.5	32	0.01	50,000	< 0.5	0.34	**19.9**	***519***	0.261	1.34	***651***	-	17.4	< 0.5	2,280	0.87	< 0.01	13,100	< 0.01	< 0.1	33	0.42	2.6	< 3
	P2-0M	2014 09 16	39.8	0.11	0.74	11.1	< 0.1	< 0.5	21	< 0.01	36,800	< 0.5	< 0.1	4.06	< 30	< 0.05	< 0.5	15.9	-	5.82	< 0.5	722	0.87	< 0.01	6,100	< 0.01	< 0.1	< 10	0.178	1.3	< 3

Associated ALS files: L1499194, L1499709, L1499935, L1499939, L1501501, L1501541, L1502406, L1503046, L1503928, L1503934, L1503943, L1504261, L1504997, L1505933, L1506592, L1509578, L1513384, L1514740, L1515526, L1516318, L1518999, L1519829, L1519910.

All terms defined within the body of SNC-Lavalin's report (available upon request).

< Denotes concentration less than indicated detection limit or RPD less than indicated value.

- Denotes analysis not conducted.

n/a Denotes no applicable standard.

* RPDs are not normally calculated where one or more concentrations are less than five times MDL.

SHADED Concentration greater than BCWQG Aquatic Life (AW) guideline.

BOLD Concentration greater than BCWQG Drinking Water (DW) guideline.

SHADED Concentration greater than BCWQG Aquatic Life (30day) (AW) guideline.

BOLD Concentration greater than or equal to Canadian Drinking Water Quality (DW) guideline.

[a] Laboratory detection limit out of range.

[b] British Columbia Approved Water Quality Guidelines 2006 Edition, updated 2014.

[c] A Compendium of Working Water Quality Guidelines for British Columbia, updated August 2006.

[d] Guideline varies with pH, and or Temperature or Hardness or Chloride.

[e] Health Canada Drinking Water Guidelines, 2012.

[f] Guideline for Nitrate applied.

[g] The total phosphorus guideline is a measure of lake productivity and is based on spring overturn or an average of summer samples and is not applicable to single sample results at this point in time.

[h] Calculated based on an individual sample basis, not average of 30 day results.

[i] Secondary chronic or chronic value, not 30 day mean.

[j] Guideline not applicable for site situation.

[k] Based on a change from background at any one time. Prebreach range (Minnow, 2014) 0.54-2.73 NTU and <3-5.5 mg/L TSS.

TABLE 3b: Summary of Analytical Results for Mount Polley, Polley Lake - Blanks DRAFT

Sample Location	Sample ID	Sample Date (yyyy mm dd)	Physical Parameters									Total Nitrogen (N) (mg/L)	Ammonia Nitrogen (µg/L)	Nitrate Nitrogen (µg/L)	Nitrite Nitrogen (µg/L)	Nitrate+Nitrite Nitrogen (µg/L)	Chloride (mg/L)	Fluoride (µg/L)	Sulphate (mg/L)	Total Alkalinity (as CaCO3) (mg/L)	Ortho-phosphate (mg/L)	Total Phosphorus[g] (mg/L)
			Hardness (mg/L)	pH (field) (pH)	pH (pH)	Temperature (field) (C)	Turbidity (NTU)	Conductivity (µS/cm)	TDS (mg/L)	TSS (mg/L)	DOC (mg/L)											
BC Standards																						
BCWQG Aquatic Life (AW)[b,c]			n/a	6.5-9.0	6.5-9.0	+/-1 Degree change from ambient	Change of 8[k]	n/a	n/a	Change of 25	n/a	n/a	700-5,680[d]	32,800	60-120[d]	32,800[f]	600	1264-1510[d]	n/a	n/a	n/a	0.005-0.015
BCWQG Aquatic Life (30day) (AW)[b,c,h]			n/a	n/a	n/a		Change of 2[k]	n/a	n/a	Change of 5[k]	+20% of median background	n/a	135-1,090[d]	3,000	20-40[d]	3,000[f]	150	n/a	128-309[d]	n/a	n/a	n/a
BCWQG Drinking Water (DW)[b,c]			n/a	6.5-8.5	6.5-8.5	n/a[j]	Change of 1	n/a	n/a	n/a	n/a	n/a	n/a	10,000	1,000	10,000[f]	250	1,500	500	n/a	n/a	0.01
Canadian Drinking Water Quality (DW)[e]			n/a	6.5-8.5	6.5-8.5	n/a[j]	n/a[j]	n/a	500	n/a	n/a	n/a	n/a	10,000	1,000	n/a	250	1,500	500	n/a	n/a	n/a
POL-EQUIPMENT BLANK	VAN1B	2014 09 09	< 0.5	-	***5.94***	-	0.2	< 2	< 10	< 3	< 0.5	< 0.05	< 5	< 5	< 1	-	< 0.5	< 20	< 0.5	< 1	< 0.001	< 0.002[a]
POL-FIELD BLANK	FIELD BLANK (OPENED AT POL-4)	2014 08 20	< 0.5	-	***5.96***	-	< 0.1	< 2	< 10	< 3	-	< 0.05	< 5	< 5	< 1	-	< 0.5	< 20	< 0.5	< 1	< 0.001	< 0.002[a]
	POL-3-FB	2014 09 16	-	-	***5.64***	-	< 0.1	< 2	< 10	< 3	< 0.5	< 0.05	< 5	< 5	< 1	-	< 0.5	< 20	< 0.5	< 1	< 0.001	< 0.002[a]
TRIP BLANK	TRIP BLANK	2014 08 13	-	-	***5.6***	-	< 0.1	< 2	< 10	< 3	-	< 0.05	< 5	< 5	< 1	-	< 0.5	< 20	< 0.5	< 1	< 0.001	< 0.002[a]
	TRIP BLANK	2014 09 09	< 0.5	-	***5.44***	-	< 0.1	< 2	< 10	< 3	-	< 0.05	< 5	< 5	< 1	-	< 0.5	< 20	< 0.5	< 1	< 0.001	< 0.002[a]

All terms defined within the body of SNC-Lavalin's report (available upon request).

< Denotes concentration less than indicated detection limit or RPD less than indicated value.

- Denotes analysis not conducted.

n/a Denotes no applicable standard.

* RPDs are not normally calculated where one or more concentrations are less than five times MDL.

SHADED Concentration greater than BCWQG Aquatic Life (AW) guideline.

BOLD Concentration greater than BCWQG Drinking Water (DW) guideline.

SHADED Concentration greater than BCWQG Aquatic Life (30day) (AW) guideline.

BOLD Concentration greater than or equal to Canadian Drinking Water Quality (DW) guideline.

[a] Laboratory detection limit out of range.

[b] British Columbia Approved Water Quality Guidelines 2006 Edition, updated 2014.

[c] A Compendium of Working Water Quality Guidelines for British Columbia, updated August 2006.

[d] Guideline varies with pH, and or Temperature or Hardness or Chloride.

[e] Health Canada Drinking Water Guidelines, 2012.

[f] Guideline for Nitrate applied.

[g] The total phosphorus guideline is a measure of lake productivity and is based on spring overturn or an average of summer samples and is not applicable to single sample results at this point in time.

[h] Calculated based on an individual sample basis, not average of 30 day results.

[i] Secondary chronic or chronic value, not 30 day mean.

[j] Guideline not applicable for site situation.

[k] Based on a change from background at any one time. Prebreach range (Minnow, 2014) 0.54-2.73 NTU and <3-5.5 mg/L TSS.

TABLE 3b: Summary of Analytical Results for Mount Polley, Polley Lake - Blanks DRAFT

Sample Location	Sample ID	Sample Date (yyyy mm dd)	Dissolved Metals																										
			Dissolved Aluminum (µg/L)	Dissolved Calcium (mg/L)	Dissolved Iron (µg/L)	Dissolved Magnesium (mg/L)	Dissolved Manganese (µg/L)	Dissolved Potassium (mg/L)	Dissolved Sodium (mg/L)	Antimony (µg/L)	Arsenic (µg/L)	Barium (µg/L)	Beryllium (µg/L)	Boron (µg/L)	Cadmium (µg/L)	Chromium (µg/L)	Cobalt (µg/L)	Copper (µg/L)	Lead (µg/L)	Lithium (µg/L)	Mercury (µg/L)	Molybdenum (µg/L)	Nickel (µg/L)	Selenium (µg/L)	Silver (µg/L)	Thallium (µg/L)	Titanium (µg/L)	Uranium (µg/L)	Vanadium (µg/L)	Zinc (µg/L)
BC Standards																													
BCWQG Aquatic Life (AW)[b,c]			100[d]	n/a	350	n/a	n/a	n/a	n/a	n/a	n/a	n/a	n/a	n/a	n/a	n/a	n/a	n/a	n/a	n/a	n/a	n/a	n/a	n/a	n/a	n/a	n/a	n/a	n/a
BCWQG Aquatic Life (30day) (AW)[b,c]			50[d]	n/a	n/a	n/a	n/a	n/a	n/a	n/a	n/a	n/a	n/a	n/a	n/a	n/a	n/a	n/a	n/a	n/a	n/a	n/a	n/a	n/a	n/a	n/a	n/a	n/a	n/a
BCWQG Drinking Water (DW)			200	n/a	n/a	n/a	n/a	n/a	n/a	n/a	n/a	n/a	n/a	n/a	n/a	n/a	n/a	n/a	n/a	n/a	n/a	n/a	n/a	n/a	n/a	n/a	n/a	n/a	n/a
Canadian Drinking Water Quality (DW)			n/a	n/a	n/a	n/a	n/a	n/a	n/a	n/a	n/a	n/a	n/a	n/a	n/a	n/a	n/a	n/a	n/a	n/a	n/a	n/a	n/a	n/a	n/a	n/a	n/a	n/a	n/a
POL-EQUIPMENT BLANK	VAN1B	2014 09 09	< 3	< 0.05	< 30	< 0.1	0.428	< 0.05	< 0.05	< 0.1	< 0.1	< 0.05	< 0.1	< 10	< 0.01	< 0.5	< 0.1	< 0.5	< 0.05	< 0.5	-	< 0.05	< 0.5	< 0.5	< 0.01	< 0.01	< 10	< 0.01	< 1	< 3
POL-FIELD BLANK	FIELD BLANK (OPENED AT POL-4)	2014 08 20	-	-	-	-	-	-	-	-	-	-	-	-	-	-	-	-	-	-	-	-	-	-	-	-	-	-	-
	POL-3-FB	2014 09 16	-	-	-	-	-	-	-	-	-	-	-	-	-	-	-	-	-	-	-	-	-	-	-	-	-	-	-	-
TRIP BLANK	TRIP BLANK	2014 08 13	-	-	-	-	-	-	-	-	-	-	-	-	-	-	-	-	-	-	-	-	-	-	-	-	-	-	-	-
	TRIP BLANK	2014 09 09	-	-	-	-	-	-	-	-	-	-	-	-	-	-	-	-	-	-	-	-	-	-	-	-	-	-	-	-

All terms defined within the body of SNC-Lavalin's report (available upon request).

< Denotes concentration less than indicated detection limit or RPD less than indicated value.

- Denotes analysis not conducted.

n/a Denotes no applicable standard.

* RPDs are not normally calculated where one or more concentrations are less than five times MDL.

SHADED Concentration greater than BCWQG Aquatic Life (AW) guideline.

BOLD Concentration greater than BCWQG Drinking Water (DW) guideline.

SHADED Concentration greater than BCWQG Aquatic Life (30day) (AW) guideline.

BOLD Concentration greater than or equal to Canadian Drinking Water Quality (DW) guideline.

[a] Laboratory detection limit out of range.

[b] British Columbia Approved Water Quality Guidelines 2006 Edition, updated 2014.

[c] A Compendium of Working Water Quality Guidelines for British Columbia, updated August 2006.

[d] Guideline varies with pH, and or Temperature or Hardness or Chloride.

[e] Health Canada Drinking Water Guidelines, 2012.

[f] Guideline for Nitrate applied.

[g] The total phosphorus guideline is a measure of lake productivity and is based on spring overturn or an average of summer samples and is not applicable to single sample results at this point in time.

[h] Calculated based on an individual sample basis, not average of 30 day results.

[i] Secondary chronic or chronic value, not 30 day mean.

[j] Guideline not applicable for site situation.

[k] Based on a change from background at any one time. Prebreach range (Minnow, 2014) 0.54-2.73 NTU and <3-5.5 mg/L TSS.

TABLE 3b: Summary of Analytical Results for Mount Polley, Polley Lake - Blanks DRAFT

Sample Location	Sample ID	Sample Date (yyyy mm dd)	Total Metals																												
			Aluminum (µg/L)	Antimony (µg/L)	Arsenic (µg/L)	Barium (µg/L)	Beryllium (µg/L)	Bismuth (µg/L)	Boron (µg/L)	Cadmium (µg/L)	Calcium (µg/L)	Chromium (µg/L)	Cobalt (µg/L)	Copper (µg/L)	Iron (µg/L)	Lead (µg/L)	Lithium (µg/L)	Manganese (µg/L)	Mercury (µg/L)	Molybdenum (µg/L)	Nickel (µg/L)	Potassium (µg/L)	Selenium (µg/L)	Silver (µg/L)	Sodium (µg/L)	Thallium (µg/L)	Tin (µg/L)	Titanium (µg/L)	Uranium (µg/L)	Vanadium (µg/L)	Zinc (µg/L)
BC Standards																															
BCWQG Aquatic Life (AW)[b,c]			n/a	20	5	5,000	n/a	n/a	1,200	0.0285-0.048[d]	n/a	1 (Cr(+6))	110	9.9-16.57[d]	1,000	65.3-142.6[d]	870	1465-2248[d]	Methyl mercury analysis in progress	2,000	25-110[d]	373,000-432,000	2	0.1-3.0[d]	n/a	0.3	n/a	2,000	300	6	33-81.75[d]
BCWQG Aquatic Life (30day) (AW)[b,c]			n/a	n/a	n/a	1,000	5.3[i]	n/a	n/a	n/a	n/a	n/a	4	3.4-6.2[d]	n/a	5.9-8.9[d]	14[i]	974-1287[d]		1,000	n/a	n/a	n/a	0.05-1.5[d]	n/a	n/a	n/a	n/a	n/a	n/a	7.5-56.25[d]
BCWQG Drinking Water (DW)			n/a	14	25	n/a	4	n/a	5,000	n/a	n/a	n/a	n/a	500	n/a	50	n/a	n/a	1	250	n/a	n/a	10	n/a	n/a	2	n/a	n/a	n/a	n/a	5,000
Canadian Drinking Water Quality (DW)			100	6	10	1,000	n/a	n/a	5,000	5	n/a	50	n/a	1,000	300	10	n/a	50	1	n/a	n/a	n/a	10	n/a	200,000	n/a	n/a	n/a	20	n/a	5,000
POL-EQUIPMENT BLANK	VAN1B	2014 09 09	< 3	< 0.1	< 0.1	< 0.05	< 0.1	< 0.5	< 10	< 0.01[a]	< 50	< 0.5	< 0.1	< 0.5	< 30	< 0.05	< 0.5	0.307	-	< 0.05	< 0.5	< 50	< 0.5	< 0.01	< 50	< 0.01	< 0.1	< 10	< 0.01	< 1	< 3
POL-FIELD BLANK	FIELD BLANK (OPENED AT POL-4)	2014 08 20	< 3	< 0.1	< 0.1	< 0.05	< 0.1	< 0.5	< 10	< 0.01[a]	< 50	< 0.5	< 0.1	< 0.5	< 30	< 0.05	< 0.5	< 0.05	-	< 0.05	< 0.5	< 50	< 0.5	< 0.01	< 50	< 0.01	< 0.1	< 10	< 0.01	< 1	< 3
	POL-3-FB	2014 09 16	< 3	< 0.1	< 0.1	< 0.05	< 0.1	< 0.5	< 10	< 0.01[a]	< 50	< 0.5	< 0.1	< 0.5	< 30	< 0.05	< 0.5	< 0.05	-	< 0.05	< 0.5	< 50	< 0.5	< 0.01	< 50	< 0.01	< 0.1	< 10	< 0.01	< 1	< 3
TRIP BLANK	TRIP BLANK	2014 08 13	< 3	< 0.1	< 0.1	< 0.05	< 0.1	< 0.5	< 10	< 0.01[a]	< 50	< 0.5	< 0.1	< 0.5	< 30	< 0.05	< 0.5	< 0.05	< 0.05	< 0.05	< 0.5	< 50	< 0.5	< 0.01	< 50	< 0.01	< 0.1	< 10	< 0.01	< 1	< 3
	TRIP BLANK	2014 09 09	< 3	< 0.1	< 0.1	< 0.05	< 0.1	< 0.5	< 10	< 0.01[a]	< 50	< 0.5	< 0.1	< 0.5	< 30	< 0.05	< 0.5	< 0.05	-	< 0.05	< 0.5	< 50	< 0.5	< 0.01	< 50	< 0.01	< 0.1	< 10	< 0.01	< 1	< 3

All terms defined within the body of SNC-Lavalin's report (available upon request).

< Denotes concentration less than indicated detection limit or RPD less than indicated value.

- Denotes analysis not conducted.

n/a Denotes no applicable standard.

* RPDs are not normally calculated where one or more concentrations are less than five times MDL.

SHADED Concentration greater than BCWQG Aquatic Life (AW) guideline.

BOLD Concentration greater than BCWQG Drinking Water (DW) guideline.

SHADED Concentration greater than BCWQG Aquatic Life (30day) (AW) guideline.

BOLD Concentration greater than or equal to Canadian Drinking Water Quality (DW) guideline.

[a] Laboratory detection limit out of range.

[b] British Columbia Approved Water Quality Guidelines 2006 Edition, updated 2014.

[c] A Compendium of Working Water Quality Guidelines for British Columbia, updated August 2006.

[d] Guideline varies with pH, and or Temperature or Hardness or Chloride.

[e] Health Canada Drinking Water Guidelines, 2012.

[f] Guideline for Nitrate applied.

[g] The total phosphorus guideline is a measure of lake productivity and is based on spring overturn or an average of summer samples and is not applicable to single sample results at this point in time.

[h] Calculated based on an individual sample basis, not average of 30 day results.

[i] Secondary chronic or chronic value, not 30 day mean.

[j] Guideline not applicable for site situation.

[k] Based on a change from background at any one time. Prebreach range (Minnow, 2014) 0.54-2.73 NTU and <3-5.5 mg/L TSS.

TABLE 3d: Summary of Analytical Results for Mount Polley, Polley Lake - Surface Water DRAFT

Sample Location	Sample ID	Sample Date (yyyy mm dd)	Total Chlorophyll A (ug/L)
BC Standards			
BCWQG Aquatic Life (AW)[a,b]			50mg/m^2/100mg/m^2
BCWQG Drinking Water (DW)[a,b]			n/a
Canadian Drinking Water Quality (DW)[c]			n/a
P1	P1-0M	2014 09 09	6.64
P2	P2-0M	2014 09 09	5.62
	P2X-0M	2014 09 09	5.36
	QA/QC RPD %		5
POL-6	POL-6-0M	2014 09 09	5.23

All terms defined within the body of SNC-Lavalin's report (available upon request).

< Denotes concentration less than indicated detection limit or RPD less than indicated value.

- Denotes analysis not conducted.

n/a Denotes no applicable standard.

* RPDs are not normally calculated where one or more concentrations are less than five times MDL.

SHADED Concentration greater than BCWQG Aquatic Life (AW) guideline.

BOLD Concentration greater than BCWQG Drinking Water (DW) guideline.

BOLD Concentration greater than or equal to Canadian Drinking Water Quality (DW) guideline.

[a] British Columbia Approved Water Quality Guidelines 2006 Edition, updated 2014.

[b] A Compendium of Working Water Quality Guidelines for British Columbia, updated August 2006.

[c] Health Canada Drinking Water Guidelines, 2012.

TABLE 4a: Summary of Analytical Results for Mount Polley, Hazeltine Creek - Surface Water DRAFT

Sample Location	Sample ID	Sample Date (yyyy mm dd)	Physical Parameters									Total Inorganics										
			Hardness (mg/L)	pH (field) (pH)	pH (pH)	Temperature (field) (C)	Turbidity (NTU)	Conductivity (µS/cm)	TDS (mg/L)	TSS (mg/L)	DOC (mg/L)	Total Nitrogen (N) (mg/L)	Ammonia Nitrogen (µg/L)	Nitrate Nitrogen (µg/L)	Nitrite Nitrogen (µg/L)	Nitrate+Nitrite Nitrogen (µg/L)	Chloride (mg/L)	Fluoride (µg/L)	Sulphate (mg/L)	Total Alkalinity (as CaCO3) (mg/L)	Ortho-phosphate (mg/L)	Total Phosphorus (mg/L)
BC Standards																						
BCWQG Aquatic Life (AW)[b,c]			n/a	6.5-9.0	6.5-9.0		Change of 8	n/a	n/a	Change of 25	n/a	n/a	700-24,500[d]	32,800	60-600[d]	32,800[f]	600	1324-1982[d]	n/a	n/a	n/a	n/a
BCWQG Aquatic Life (30day) (AW)[b,c,h]			n/a	n/a	n/a	+/-1 Degree change from ambient[g]	Change of 2[k]	n/a	n/a	Change of 5[k]	+20% of median background	n/a	135-17,700[d]	3,000	20-200[d]	3,000[f]	150	n/a	128-429[d]	n/a	n/a	n/a
BCWQG Drinking Water (DW)[b,c]			n/a	6.5-8.5	6.5-8.5	n/a[j]	Change of 1	n/a	n/a	n/a	n/a	n/a	n/a	10,000	1,000	10,000[f]	250	1,000	500	n/a	n/a	0.01
Canadian Drinking Water Quality (DW)[e]			n/a	6.5-8.5	6.5-8.5	n/a[j]	n/a[j]	n/a	500	n/a	n/a	n/a	n/a	10,000	1,000	n/a	250	1,500	500	n/a	n/a	n/a
HAD-1	HAD-1	2014 08 10	99	***8.96***	***8.68***	19.8	5.24	198	140	10.7	6.82	0.378	< 5	< 5	< 1	-	< 0.5	64	27.5	71.8	< 0.001	0.0056
	HAD-1	2014 08 10	100	***9.08***	***8.86***	21.3	2.75	193	138	< 3	6.58	0.361	< 5	< 5	< 1	-	< 0.5	65	27.4	74.7	< 0.001	0.0075
	HAD-1	2014 08 11	102	***8.94***	8.50	21.1	2.16	199	139	< 3	6.77	0.366	< 5	< 5	< 1	-	< 0.5	62	27.4	74.4	< 0.001	0.0056
	HAD-1	2014 08 12	99.9	***8.99***	***8.65***	20.5	2.64	198	148	< 3	6.12	0.348	< 5	< 5	< 1	-	< 0.5	63	27.2	74.7	< 0.001	0.0061
	HAD-1	2014 08 13	97.4	***9.11***	***8.80***	21.2	1.5	194	135	< 3	6.32	0.386	6.7	< 5	< 1	-	< 0.5	65	27.3	73.9	0.0011	0.0053
	HAD-1	2014 08 14	99	***9.00***	***8.59***	21.5	1.24	200	131	< 3	6.45	0.341	< 5	< 5	< 1	-	< 0.5	63	27.4	76.2	< 0.001	0.0048
	HAD-1	2014 08 15	99.1	***8.79***	8.43	22.3	1.25	201	136	< 3	6.39	0.37	< 5	< 5	< 1	< 5.1	< 0.5	81	27.3	75	< 0.001	0.0057
	HAD-1	2014 08 16	101	***8.67***	8.26	20.4	3.21	203	141	4.5	6.71	0.363	< 5	< 5	< 1	< 5.1	< 0.5	67	27.6	75.2	< 0.001	0.0058
	HAD-1X	2014 08 16	102	***8.67***	8.21	20.4	3.04	203	138	3.4	6.73	0.371	< 5	< 5	< 1	< 5.1	< 0.5	69	27.5	74.8	< 0.001	0.0061
	QA/QC RPD %		< 1	0	< 1	0	5	0	2	*	< 1	2	*	*	*	*	*	*	< 1	< 1	*	*
	HAD-1	2014 08 17	97.9	***8.79***	8.21	20.5	2.95	201	141	< 3	6.57	0.352	< 5	< 5	< 1	-	< 0.5	69	27.5	75	< 0.001	0.0068
	HAD-1	2014 08 18	100	***8.65***	8.37	21.0	1.51	201	135	< 3	7.37	0.425	5.7	< 5	< 1	-	< 0.5	67	27.4	76.1	< 0.001	0.0064
	HAD-1	2014 08 19	98	***8.72***	8.28	20.7	1.52	200	105	< 3	7.02	0.372	< 5	< 5	< 1	-	< 0.5	75	26.8	76.3	< 0.001	0.0059
	HAD-1	2014 08 20	102	***8.72***	8.21	20.7	7.79	201	139	8.5	6.45	0.364	< 5	< 5	< 1	-	< 0.5	63	26.8	76	< 0.001	0.0062
	HAD-1	2014 08 21	101	-	8.32	-	5.14	200	141	4	6.29	0.34	< 5	< 5	< 1	-	< 0.5	65	27.5	74.8	< 0.001	0.0046
	HAD-1	2014 08 22	103	***8.58***	8.29	-	4.33	200	131	4.2	6.61	0.349	< 5	< 5	< 1	-	< 0.5	66	27.5	75.2	< 0.001	0.0069
	HAD-1	2014 08 24	104	8.22	8.11	18.2	7.44	207	140	7.8	6.95	0.354	< 5	< 5	< 1	-	< 0.5	69	27.2	77.7	0.0012	0.0036
	HAD-1	2014 08 26	106	***8.66***	8.47	17.6	1.14	204	130	< 3	6.2	0.364	7.6	10.4	< 1	-	< 0.5	67	29.5	77	< 0.001	0.0044
	HAD-1	2014 08 28	108	***8.78***	8.33	18.2	1.08	209	132	< 3	6.88	0.335	5	< 5	< 1	-	< 0.5	67	28.9	76.8	0.001	0.0075
	HAD-1	2014 08 30	103	8.25	8.16	17.3	4.03	210	130	5.4	7.06	0.362	< 5	< 5	< 1	-	< 0.5	72	29.5	77.3	< 0.001	0.0058
	HAD-1	2014 08 31	104	***8.57***	8.29	16.9	1.3	209	137	3.3	6.52	0.35	9	6.6	< 1	-	< 0.5	69	29.5	77.3	0.0011	0.0047
	HAD-1	2014 09 01	105	8.28	8.14	16.6	2.36	208	131	4.3	6.52	0.37	5.6	5.9	< 1	-	< 0.5	66	29.5	77	< 0.001	0.0045
	HAD-1	2014 09 02	106	***8.57***	8.1	16.6	1.24	212	142	< 3	6.64	0.347	< 5	< 5	< 1	-	< 0.5	65	29.5	78.1	< 0.001	0.004
	HAD-1	2014 09 10	107	***8.66***	8.26	14.9	1.45	218	141	6.4	6.29	0.343	9.8	< 5	3.2	-	0.52	71	31.7	84.8	< 0.001	0.0052
HAD-2	HAD-2	2014 08 30	104	8.14	8.15	17.3	4.41	211	137	3.9	6.73	0.359	< 5	< 5	< 1	-	< 0.5	71	29.4	78.8	< 0.001	0.0049
	HAD-2	2014 08 31	104	***8.67***	8.34	17.0	1.5	208	137	3.6	6.53	0.357	7.4	6.4	< 1	-	< 0.5	71	29.7	78.4	< 0.001	0.0046
	HAD-2	2014 09 01	106	8.37	8.25	16.2	2.56	208	136	< 3	6.62	0.348	5.1	< 5	< 1	-	< 0.5	66	29.4	77.6	< 0.001	0.0045
	HAD-2	2014 09 02	105	***8.57***	8.21	16.6	1.63	212	140	3.1	6.21	0.346	< 5	< 5	< 1	-	< 0.5	65	29.5	78.9	< 0.001	0.0041
	HAD-2	2014 09 03	107	8.2	8.38	21.6	1.91	208	144	< 3	6.79	0.345	< 5	< 5	< 1	-	< 0.5	65	29.8	77.9	< 0.001	0.0061

Associated ALS files: L1500203, L1500608, L1501501, L1501554, L1502400, L1503098, L1503928, L1503934, L1503943, L1504261, L1504997, L1505933, L1506592, L1506998, L1507958, L1507977, L1508649, L1509589, L1509671, L1510294, L1510298, L1510307, L1510744, L1511205, L1511213, L1511248, L1511774, L1511886, L1511905, L1512696, L1513375, L1509636, L1512755, L1513819, L1514720, L1514721, L1517427, L1518126, L1518270, L1518273, L1519004, L1519926, L1516311, L1520448.

All terms defined within the body of SNC-Lavalin's report (available upon request).

< Denotes concentration less than indicated detection limit or RPD less than indicated value.

- Denotes analysis not conducted.

n/a Denotes no applicable standard.

* RPDs are not normally calculated where one or more concentrations are less than five times MDL.

SHADED Concentration greater than BCWQG Aquatic Life (AW) guideline.

BOLD Concentration greater than BCWQG Drinking Water (DW) guideline.

SHADED Concentration greater than BCWQG Aquatic Life (30day) (AW) guideline.

BOLD Concentration greater than or equal to Canadian Drinking Water Quality (DW) guideline.

[a] Laboratory detection limit out of range.

[b] British Columbia Approved Water Quality Guidelines 2006 Edition, updated 2014.

[c] A Compendium of Working Water Quality Guidelines for British Columbia, updated August 2006.

[d] Guideline varies with pH, and or Temperature or Hardness or Chloride

[e] Health Canada Drinking Water Guidelines, 2012.

[f] Guideline for Nitrate applied.

[g] Stream criteria applies to deviation from optimum fish species temperature range. In this case, a reference to ambient is made since the background range (Minnow, 2014) is ~0-20.8°C (upper Hazeltine Creek).

[h] Calculated based on an individual sample basis, not average result basis.

[i] Secondary chronic or chronic value, not 30 day mean.

[j] Guideline not applicable for site situation.

[k] Based on a change from background at any one time. Prebreach range (Minnow, 2014) 0.34-6.99 NTU and <3-18 mg/L TSS.

TABLE 4a: Summary of Analytical Results for Mount Polley, Hazeltine Creek - Surface Water DRAFT

Sample Location	Sample ID	Sample Date (yyyy mm dd)	Dissolved Metals																										
			Dissolved Aluminum (µg/L)	Dissolved Calcium (mg/L)	Dissolved Iron (µg/L)	Dissolved Magnesium (mg/L)	Dissolved Manganese (µg/L)	Dissolved Potassium (mg/L)	Dissolved Sodium (mg/L)	Antimony (µg/L)	Arsenic (µg/L)	Barium (µg/L)	Beryllium (µg/L)	Boron (µg/L)	Cadmium (µg/L)	Chromium (µg/L)	Cobalt (µg/L)	Copper (µg/L)	Lead (µg/L)	Lithium (µg/L)	Molybdenum (µg/L)	Nickel (µg/L)	Selenium (µg/L)	Silver (µg/L)	Thallium (µg/L)	Titanium (µg/L)	Uranium (µg/L)	Vanadium (µg/L)	Zinc (µg/L)
BC Standards																													
BCWQG Aquatic Life (AW)[b,c]			100[d]	n/a	350	n/a	n/a	n/a	n/a	n/a	n/a	n/a	n/a	n/a	n/a	n/a	n/a	n/a	n/a	n/a	n/a	n/a	n/a	n/a	n/a	n/a	n/a	n/a	n/a
BCWQG Aquatic Life (30day) (AW)[b,c,h]			50[d]	n/a	n/a	n/a	n/a	n/a	n/a	n/a	n/a	n/a	n/a	n/a	n/a	n/a	n/a	n/a	n/a	n/a	n/a	n/a	n/a	n/a	n/a	n/a	n/a	n/a	n/a
BCWQG Drinking Water (DW)[b,c]			200	n/a	n/a	n/a	n/a	n/a	n/a	n/a	n/a	n/a	n/a	n/a	n/a	n/a	n/a	n/a	n/a	n/a	n/a	n/a	n/a	n/a	n/a	n/a	n/a	n/a	n/a
Canadian Drinking Water Quality (DW)[e]			n/a	n/a	n/a	n/a	n/a	n/a	n/a	n/a	n/a	n/a	n/a	n/a	n/a	n/a	n/a	n/a	n/a	n/a	n/a	n/a	n/a	n/a	n/a	n/a	n/a	n/a	n/a
HAD-1	HAD-1	2014 08 10	14.8	31.6	< 30	4.85	5.48	0.458	4.4	< 0.1	0.61	10.9	< 0.1	19	< 0.01	< 0.5	< 0.1	3.4	< 0.05	< 0.5	2.84	< 0.5	0.56	< 0.01	< 0.01	< 10	0.11	1.1	< 3
	HAD-1	2014 08 10	13.9	32.3	< 30	4.81	4.56	0.444	4.52	< 0.1	0.6	11	< 0.1	19	< 0.01	< 0.5	< 0.1	3.19	< 0.05	< 0.5	2.77	< 0.5	0.55	< 0.01	< 0.01	< 10	0.099	1.2	< 3
	HAD-1	2014 08 11	10.4	32.5	< 30	4.97	2.44	0.407	4.25	< 0.1	0.53	8.45	< 0.1	21	< 0.01	< 0.5	< 0.1	2.49	< 0.05	< 0.5	2.68	< 0.5	0.58	< 0.01	< 0.01	< 10	0.106	1.1	< 3
	HAD-1	2014 08 12	9.5	32	< 30	4.85	1.4	0.356	4.14	< 0.1	0.53	7.48	< 0.1	22	< 0.01	< 0.5	< 0.1	2.15	< 0.05	< 0.5	2.62	< 0.5	0.59	< 0.01	< 0.01	< 10	0.107	1.1	< 3
	HAD-1	2014 08 13	10	31.2	< 30	4.73	0.282	0.397	4.43	< 0.1	0.58	7.67	< 0.1	20	< 0.01	< 0.5	< 0.1	2.41	< 0.05	< 0.5	2.41	< 0.5	0.53	< 0.01	< 0.01	< 10	0.098	1.2	< 3
	HAD-1	2014 08 14	8.9	31.9	< 30	4.67	0.224	0.388	4.48	< 0.1	0.6	7.51	< 0.1	22	< 0.01	< 0.5	< 0.1	2.19	< 0.05	< 0.5	2.63	< 0.5	0.57	< 0.01	< 0.01	< 10	0.113	1.1	< 3
	HAD-1	2014 08 15	10.1	31.7	< 30	4.86	3.31	0.434	4.59	< 0.1	0.61	7.72	< 0.1	19	< 0.01	< 0.5	< 0.1	2.51	< 0.05	< 0.5	2.51	< 0.5	0.58	< 0.01	< 0.01	< 10	0.118	1.1	< 3
	HAD-1	2014 08 16	11.1	32.4	< 30	4.9	7.12	0.463	4.43	< 0.1	0.62	8.52	< 0.1	18	< 0.01	< 0.5	< 0.1	2.77	< 0.05	< 0.5	2.59	< 0.5	0.59	< 0.01	< 0.01	< 10	0.101	1.1	< 3
	HAD-1X	2014 08 16	10.9	32.6	< 30	4.92	7.97	0.477	4.47	< 0.1	0.6	8.45	< 0.1	18	< 0.01	< 0.5	< 0.1	2.67	< 0.05	< 0.5	2.52	< 0.5	0.57	< 0.01	< 0.01	< 10	0.102	1.1	< 3
	QA/QC RPD %		*	< 1	*	< 1	11	3	< 1	*	3	< 1	*	*	*	*	*	4	*	*	3	*	*	*	*	*	< 1	*	*
	HAD-1	2014 08 17	10.4	31.5	< 30	4.7	0.578	0.467	4.56	< 0.1	0.57	8.05	< 0.1	21	< 0.01	< 0.5	< 0.1	2.65	< 0.05	< 0.5	2.66	< 0.5	0.54	< 0.01	< 0.01	< 10	0.106	1.1	< 3
	HAD-1	2014 08 18	10	32.2	< 30	4.78	4.26	0.463	4.43	< 0.1	0.57	8.29	< 0.1	20	< 0.01	< 0.5	< 0.1	2.41	< 0.05	< 0.5	2.62	< 0.5	0.52	< 0.01	< 0.01	< 10	0.108	1.1	< 3
	HAD-1	2014 08 19	10.8	31.5	< 30	4.71	7.21	0.465	4.44	< 0.1	0.61	8.15	< 0.1	20	< 0.01	< 0.5	< 0.1	2.44	< 0.05	< 0.5	2.6	< 0.5	0.57	< 0.01	< 0.01	< 10	0.1	1.2	< 3
	HAD-1	2014 08 20	15.1	32.7	< 30	4.85	4.9	0.478	4.52	< 0.1	0.61	9.04	< 0.1	19	< 0.01	< 0.5	< 0.1	3.31	< 0.05	< 0.5	2.62	< 0.5	0.58	< 0.01	< 0.01	< 10	0.105	1.1	< 3
	HAD-1	2014 08 21	13.5	32.3	< 30	4.9	0.453	0.467	4.57	< 0.1	0.59	8.23	< 0.1	20	< 0.01	< 0.5	< 0.1	2.99	< 0.05	< 0.5	2.61	< 0.5	0.55	< 0.01	< 0.01	< 10	0.103	1	< 3
	HAD-1	2014 08 22	10.7	33.1	< 30	4.91	3.02	0.48	4.66	< 0.1	0.63	8.69	< 0.1	20	< 0.01	< 0.5	< 0.1	2.92	< 0.05	< 0.5	2.66	< 0.5	0.57	< 0.01	< 0.01	< 10	0.104	1.1	< 3
	HAD-1	2014 08 24	15.1	33.5	< 30	4.92	3.04	0.532	4.69	< 0.1	0.67	9.76	< 0.1	18	< 0.01	< 0.5	< 0.1	3.71	< 0.05	< 0.5	2.79	< 0.5	0.56	< 0.01	< 0.01	< 10	0.107	1.1	< 3
	HAD-1	2014 08 26	31.5	34.4	< 30	4.98	4.05	0.675	5	< 0.1	0.63	9.06	< 0.1	19	0.014	< 0.5	< 0.1	3.59	0.078	< 0.5	4.53	< 0.5	0.63	< 0.01	< 0.01	< 10	0.117	1.1	56.5
	HAD-1	2014 08 28	10.9	34.7	< 30	5.07	2.33	0.495	4.96	< 0.1	0.65	8.74	< 0.1	21	< 0.01	< 0.5	< 0.1	2.82	< 0.05	< 0.5	2.98	< 0.5	0.69	< 0.01	< 0.01	< 10	0.116	1.1	< 3
	HAD-1	2014 08 30	15.1	32.9	< 30	4.96	4.24	0.61	5.23	< 0.1	0.73	10.3	< 0.1	19	0.015	< 0.5	< 0.1	4.25	< 0.05	< 0.5	3.61	< 0.5	0.65	< 0.01	< 0.01	< 10	0.132	1.1	< 3
	HAD-1	2014 08 31	10.5	33.4	< 30	4.97	1.97	0.551	4.83	< 0.1	0.66	9.34	< 0.1	20	< 0.01	< 0.5	< 0.1	2.82	< 0.05	< 0.5	3.52	< 0.5	0.71	< 0.01	< 0.01	< 10	0.119	1.1	< 3
	HAD-1	2014 09 01	10	34	< 30	5.02	3.07	0.56	4.86	< 0.1	0.65	9.35	< 0.1	20	< 0.01	< 0.5	< 0.1	3.01	< 0.05	< 0.5	3.39	< 0.5	0.69	< 0.01	< 0.01	< 10	0.119	1.1	< 3
	HAD-1	2014 09 02	11.3	34	< 30	5.02	2.68	0.543	5.02	< 0.1	0.68	9.06	< 0.1	19	< 0.01	< 0.5	< 0.1	2.89	< 0.05	< 0.5	3.41	< 0.5	0.77	< 0.01	< 0.01	< 10	0.126	1.1	< 3
	HAD-1	2014 09 10	10	34.6	< 30	4.93	8.61	0.639	5.38	< 0.1	0.72	10	< 0.1	21	< 0.01	< 0.5	< 0.1	2.82	< 0.05	< 0.5	4.47	< 0.5	0.83	< 0.01	< 0.01	< 10	0.146	1.2	< 3
HAD-2	HAD-2	2014 08 30	12.4	33.4	< 30	4.96	3.96	0.593	5.2	< 0.1	0.69	10.1	< 0.1	19	< 0.01	< 0.5	< 0.1	3.85	< 0.05	< 0.5	3.53	< 0.5	0.63	< 0.01	< 0.01	< 10	0.121	1.1	< 3
	HAD-2	2014 08 31	10.9	33.5	< 30	5.02	2.71	0.553	4.9	< 0.1	0.67	9.4	< 0.1	20	< 0.01	< 0.5	< 0.1	2.93	< 0.05	< 0.5	3.5	< 0.5	0.7	< 0.01	< 0.01	< 10	0.117	1.1	< 3
	HAD-2	2014 09 01	11	34	< 30	5.04	3.42	0.558	4.97	< 0.1	0.68	9.45	< 0.1	20	< 0.01	< 0.5	< 0.1	3.05	< 0.05	< 0.5	3.42	< 0.5	0.7	< 0.01	< 0.01	< 10	0.119	1.1	< 3
	HAD-2	2014 09 02	10.5	34	< 30	4.99	3.28	0.554	4.98	< 0.1	0.68	9.15	< 0.1	19	< 0.01	< 0.5	< 0.1	2.93	< 0.05	< 0.5	3.43	< 0.5	0.76	< 0.01	< 0.01	< 10	0.118	1.1	< 3
	HAD-2	2014 09 03	11.6	34.6	< 30	4.96	2.37	0.533	4.82	< 0.1	0.65	9.49	< 0.1	20	< 0.01	< 0.5	< 0.1	3.08	< 0.05	< 0.5	3.56	< 0.5	0.7	< 0.01	< 0.01	< 10	0.133	1.1	< 3

Associated ALS files: L1500203, L1500608, L1501501, L1501554, L1502400, L1503098, L1503928, L1503934, L1503943, L1504261, L1504997, L1505933, L1506592, L1506998, L1507958, L1507977, L1508649, L1509589, L1509671, L1510294, L1510298, L1510307, L1510744, L1511205, L1511213, L1511248, L1511774, L1511886, L1511905, L1512696, L1513375, L1509636, L1512755, L1513819, L1514720, L1514721, L1517427, L1518126, L1518270, L1518273, L1519004, L1519926, L1516311, L1520448.

All terms defined within the body of SNC-Lavalin's report (available upon request).

< Denotes concentration less than indicated detection limit or RPD less than indicated value.

- Denotes analysis not conducted.

n/a Denotes no applicable standard.

* RPDs are not normally calculated where one or more concentrations are less than five times MDL.

SHADED Concentration greater than BCWQG Aquatic Life (AW) guideline.

BOLD Concentration greater than BCWQG Drinking Water (DW) guideline.

SHADED Concentration greater than BCWQG Aquatic Life (30day) (AW) guideline.

BOLD Concentration greater than or equal to Canadian Drinking Water Quality (DW) guideline.

[a] Laboratory detection limit out of range.

[b] British Columbia Approved Water Quality Guidelines 2006 Edition, updated 2014.

[c] A Compendium of Working Water Quality Guidelines for British Columbia, updated August 2006.

[d] Guideline varies with pH, and or Temperature or Hardness or Chloride

[e] Health Canada Drinking Water Guidelines, 2012.

[f] Guideline for Nitrate applied.

[g] Stream criteria applies to deviation from optimum fish species temperature range. In this case, a reference to ambient is made since the background range (Minnow, 2014) is ~0-20.8°C (upper Hazeltine Creek).

[h] Calculated based on an individual sample basis, not average result basis.

[i] Secondary chronic or chronic value, not 30 day mean.

[j] Guideline not applicable for site situation.

[k] Based on a change from background at any one time. Prebreach range (Minnow, 2014) 0.34-6.99 NTU and <3-18 mg/L TSS.

TABLE 4a: Summary of Analytical Results for Mount Polley, Hazeltine Creek - Surface Water DRAFT

Sample Location	Sample ID	Sample Date (yyyy mm dd)	Total Metals																										
			Aluminum (µg/L)	Antimony (µg/L)	Arsenic (µg/L)	Barium (µg/L)	Beryllium (µg/L)	Bismuth (µg/L)	Boron (µg/L)	Cadmium (µg/L)	Calcium (µg/L)	Chromium (µg/L)	Cobalt (µg/L)	Copper (µg/L)	Iron (µg/L)	Lead (µg/L)	Lithium (µg/L)	Magnesium (µg/L)	Manganese (µg/L)	Mercury (µg/L)	Molybdenum (µg/L)	Nickel (µg/L)	Potassium (µg/L)	Selenium (µg/L)	Silver (µg/L)	Sodium (µg/L)	Thallium (µg/L)	Titanium (µg/L)	Uranium (µg/L)	Vanadium (µg/L)	Zinc (µg/L)
BC Standards																													
BCWQG Aquatic Life (AW)[b,c]			n/a	20	5	5,000	n/a	n/a	1,200	0.0325-0.13[d]	n/a	1 (Cr(+6))	110	11.2-49.1[d]	1,000	79.5-635.1[d]	870	n/a	1619-6061[d]	Methyl mercury analysis in progress	2,000	25-150[d]	373,000-432,000	2	0.1-3.0[d]	n/a	0.3	2,000	300	6	38.9-341[d]
BCWQG Aquatic Life (30day) (AW)[b,c,h]			n/a	n/a	n/a	1,000	5.3[i]	n/a	n/a	n/a	n/a	n/a	4	3.9-20[d]	n/a	6.4-28.1[d]	14[i]	n/a	1036-2809[d]		1,000	n/a	n/a	n/a	0.05-1.5[d]	n/a	n/a	n/a	n/a	n/a	13.1-316[d]
BCWQG Drinking Water (DW)[b,c]			n/a	14	25	n/a	4	n/a	5,000	n/a	n/a	n/a	n/a	500	n/a	50	n/a	n/a	n/a	1	250	n/a	n/a	10	n/a	n/a	2	n/a	n/a	n/a	5,000
Canadian Drinking Water Quality (DW)[e]			100	6	10	1,000	n/a	n/a	5,000	5	n/a	50	n/a	1,000	300	10	n/a	n/a	50	1	n/a	n/a	n/a	10	n/a	200,000	n/a	n/a	20	n/a	5,000
HAD-1	HAD-1	2014 08 10	***356***	< 0.1	1.07	17	< 0.1	< 0.5	20	< 0.01	31,900	< 0.5	0.24	**21.5**	247	0.162	< 0.5	5,030	28.9	< 0.05	3.01	< 0.5	559	0.59	< 0.01	4,690	< 0.01	19	0.131	2.1	< 3
	HAD-1	2014 08 10	***121***	< 0.1	0.68	12.9	< 0.1	< 0.5	20	< 0.01	31,700	< 0.5	< 0.1	**6.69**	86	0.061	< 0.5	4,860	13.1	< 0.05	2.94	< 0.5	489	0.61	< 0.01	4,720	< 0.01	< 10	0.106	1.6	< 3
	HAD-1	2014 08 11	76.8	< 0.1	0.56	8.68	< 0.1	< 0.5	23	< 0.01	32,300	< 0.5	< 0.1	**4.11**	49	< 0.05	< 0.5	4,960	9.59	< 0.05	2.93	< 0.5	401	0.66	< 0.01	4,100	< 0.01	< 10	0.122	1.2	< 3
	HAD-1	2014 08 12	36.8	< 0.1	0.54	7.25	< 0.1	< 0.5	22	< 0.01	31,400	< 0.5	< 0.1	2.82	< 30	< 0.05	< 0.5	4,950	5.57	< 0.05	2.72	< 0.5	346	0.62	< 0.01	3,970	< 0.01	< 10	0.122	1.1	< 3
	HAD-1	2014 08 13	26.7	0.1	0.66	7.91	< 0.1	< 0.5	22	< 0.01	31,400	< 0.5	< 0.1	3.21	< 30	< 0.05	< 0.5	4,800	4.8	< 0.05	2.51	< 0.5	420	0.57	< 0.01	4,630	< 0.01	< 10	0.103	1.2	< 3
	HAD-1	2014 08 14	30.9	< 0.1	0.68	8.08	< 0.1	< 0.5	23	< 0.01	32,800	< 0.5	< 0.1	3.29	< 30	< 0.05	< 0.5	4,840	6.54	< 0.05	2.76	< 0.5	418	0.58	< 0.01	4,620	< 0.01	< 10	0.115	1.3	< 3
	HAD-1	2014 08 15	44.2	< 0.1	0.64	8.34	< 0.1	< 0.5	20	< 0.01	31,800	< 0.5	< 0.1	3.51	< 30	< 0.05	< 0.5	4,790	8.96	< 0.05	2.6	< 0.5	439	0.6	< 0.01	4,530	< 0.01	< 10	0.107	1.2	< 3
	HAD-1	2014 08 16	***164***	< 0.1	0.64	10.6	< 0.1	< 0.5	21	< 0.01	32,000	< 0.5	0.14	**6.79**	110	0.051	< 0.5	4,910	16.8	< 0.05	2.71	< 0.5	511	0.58	< 0.01	4,530	< 0.01	< 10	0.112	1.4	< 3
	HAD-1X	2014 08 16	***128***	< 0.1	0.63	9.87	< 0.1	< 0.5	21	< 0.01	32,300	< 0.5	0.11	**6.15**	99	< 0.05	< 0.5	4,900	16.7	< 0.05	2.68	< 0.5	516	0.57	< 0.01	4,450	< 0.01	< 10	0.108	1.4	< 3
	QA/QC RPD %		25	*	2	7	*	*	*	*	< 1	*	*	*	*	*	*	< 1	*	*	1	*	< 1	*	*	2	*	*	4	*	*
	HAD-1	2014 08 17	***121***	< 0.1	0.64	9.62	< 0.1	< 0.5	21	< 0.01	32,800	< 0.5	0.11	**6.51**	93	< 0.05	< 0.5	4,910	12.5	< 0.05	2.67	< 0.5	510	0.57	< 0.01	4,750	< 0.01	< 10	0.107	1.4	< 3
	HAD-1	2014 08 18	64.7	< 0.1	0.65	9.22	< 0.1	< 0.5	22	< 0.01	32,100	< 0.5	< 0.1	**4.34**	59	< 0.05	< 0.5	4,800	14.2	< 0.01	2.63	< 0.5	495	0.58	< 0.01	4,500	< 0.01	< 10	0.107	1.3	< 3
	HAD-1	2014 08 19	52.8	< 0.1	0.65	9.03	< 0.1	< 0.5	23	< 0.01	32,300	< 0.5	< 0.1	3.8	49	< 0.05	< 0.5	4,910	10.9	< 0.05	2.78	< 0.5	482	0.6	< 0.01	4,680	< 0.01	< 10	0.108	1.2	< 3
	HAD-1	2014 08 20	***382***	< 0.1	0.75	13.8	< 0.1	< 0.5	22	< 0.01	32,500	< 0.5	0.28	**13.9**	273	0.103	0.57	4,990	19.2	< 0.05	2.87	< 0.5	596	< 0.5	< 0.01	4,710	< 0.01	19	0.118	2	< 3
	HAD-1	2014 08 21	***288***	< 0.1	0.72	12.3	< 0.1	< 0.5	21	< 0.01	33,600	< 0.5	0.21	**11.8**	206	0.069	0.51	5,290	13.7	< 0.05	2.75	< 0.5	572	0.59	< 0.01	4,860	< 0.01	17	0.119	1.8	< 3
	HAD-1	2014 08 22	***227***	< 0.1	0.72	11.9	< 0.1	< 0.5	21	< 0.01	33,500	< 0.5	0.17	**9.07**	159	0.058	< 0.5	5,040	12.5	< 0.05	2.92	< 0.5	566	0.61	< 0.01	4,700	< 0.01	13	0.121	1.8	< 3
	HAD-1	2014 08 24	***392***	< 0.1	0.79	15.3	< 0.1	< 0.5	21	< 0.01	34,400	< 0.5	0.3	**15.1**	285	0.107	0.6	5,260	15.8	< 0.05	3	< 0.5	652	0.6	< 0.01	4,820	< 0.01	16	0.124	2	< 3
	HAD-1	2014 08 26	62.3	< 0.1	0.66	9.05	< 0.1	< 0.5	19	< 0.01	32,700	< 0.5	< 0.1	4.1	40	< 0.05	< 0.5	4,950	7.67	< 0.05	3.34	< 0.5	511	0.65	< 0.01	4,880	< 0.01	< 10	0.123	1.2	< 3
	HAD-1	2014 08 28	46.9	< 0.1	0.63	9	< 0.1	< 0.5	23	< 0.01	33,100	< 0.5	< 0.1	3.87	< 30	< 0.05	< 0.5	4,890	5.53	< 0.01	3.13	< 0.5	504	0.65	< 0.01	4,940	< 0.01	< 10	0.12	1.3	< 3
	HAD-1	2014 08 30	***245***	< 0.1	0.74	13.3	< 0.1	< 0.5	20	< 0.01	33,500	< 0.5	0.18	**11.2**	171	0.088	< 0.5	5,080	14.5	< 0.01	3.64	< 0.5	683	0.64	< 0.01	5,240	< 0.01	13	0.135	1.7	< 3
	HAD-1	2014 08 31	62	< 0.1	0.69	10.2	< 0.1	< 0.5	25	< 0.01	33,600	< 0.5	< 0.1	**4.45**	37	< 0.05	< 0.5	5,040	7.61	< 0.01	3.78	< 0.5	581	0.72	< 0.01	5,130	< 0.01	< 10	0.135	1.3	< 3
	HAD-1	2014 09 01	***121***	< 0.1	0.73	11.5	< 0.1	< 0.5	23	< 0.01	34,500	< 0.5	0.11	**6.17**	87	< 0.05	< 0.5	5,190	12.4	< 0.01	3.68	< 0.5	603	0.68	< 0.01	4,990	< 0.01	10	0.128	1.4	< 3
	HAD-1	2014 09 02	64.7	< 0.1	0.69	9.87	< 0.1	< 0.5	21	< 0.01	33,900	< 0.5	< 0.1	**4.27**	46	< 0.05	< 0.5	5,040	8.45	< 0.01	3.63	< 0.5	563	0.85	< 0.01	4,980	< 0.01	< 10	0.135	1.3	< 3
	HAD-1	2014 09 10	58.2	< 0.1	0.73	10.7	< 0.1	< 0.5	23	< 0.01	33,000	< 0.5	< 0.1	**4.35**	41	< 0.05	< 0.5	4,850	19.2	< 0.01	4.73	< 0.5	648	0.76	< 0.01	5,260	< 0.01	< 10	0.158	1.3	< 3
HAD-2	HAD-2	2014 08 30	***252***	< 0.1	0.77	13.6	< 0.1	< 0.5	23	< 0.01	33,000	< 0.5	0.19	**11.6**	182	0.074	< 0.5	5,020	14.6	< 0.01	3.66	< 0.5	681	0.63	< 0.01	5,290	< 0.01	14	0.136	1.7	< 3
	HAD-2	2014 08 31	74.3	< 0.1	0.7	10.4	< 0.1	< 0.5	24	< 0.01	33,500	< 0.5	< 0.1	**4.87**	56	< 0.05	< 0.5	5,080	8.31	< 0.01	3.76	< 0.5	587	0.74	< 0.01	5,380	< 0.01	< 10	0.138	1.3	< 3
	HAD-2	2014 09 01	***140***	< 0.1	0.73	11.4	< 0.1	< 0.5	23	< 0.01	34,500	< 0.5	0.11	**6.58**	105	< 0.05	< 0.5	5,210	11.2	< 0.01	3.69	< 0.5	614	0.7	< 0.01	5,310	< 0.01	12	0.129	1.5	< 3
	HAD-2	2014 09 02	77.4	< 0.1	0.68	10.2	< 0.1	< 0.5	21	< 0.01	33,700	< 0.5	< 0.1	**4.77**	57	< 0.05	< 0.5	5,020	9.75	< 0.01	3.68	< 0.5	578	0.82	< 0.01	5,110	< 0.01	< 10	0.131	1.3	< 3
	HAD-2	2014 09 03	***103***	< 0.1	0.69	11	< 0.1	< 0.5	22	< 0.01	33,900	< 0.5	< 0.1	**6.11**	73	< 0.05	< 0.5	4,960	8.91	< 0.01	3.77	< 0.5	555	0.68	< 0.01	4,880	< 0.01	< 10	0.137	1.4	< 3

Associated ALS files: L1500203, L1500608, L1501501, L1501554, L1502400, L1503098, L1503928, L1503934, L1503943, L1504261, L1504997, L1505933, L1506592, L1506998, L1507958, L1507977, L1508649, L1509589, L1509671, L1510294, L1510298, L1510307, L1510744, L1511205, L1511213, L1511248, L1511774, L1511886, L1511905, L1512696, L1513375, L1509636, L1512755, L1513819, L1514720, L1514721, L1517427, L1518126, L1518270, L1518273, L1519004, L1519926, L1516311, L1520448.

All terms defined within the body of SNC-Lavalin's report (available upon request).

< Denotes concentration less than indicated detection limit or RPD less than indicated value.

- Denotes analysis not conducted.

n/a Denotes no applicable standard.

* RPDs are not normally calculated where one or more concentrations are less than five times MDL.

SHADED Concentration greater than BCWQG Aquatic Life (AW) guideline.

BOLD Concentration greater than BCWQG Drinking Water (DW) guideline.

SHADED Concentration greater than BCWQG Aquatic Life (30day) (AW) guideline.

BOLD Concentration greater than or equal to Canadian Drinking Water Quality (DW) guideline.

[a] Laboratory detection limit out of range.

[b] British Columbia Approved Water Quality Guidelines 2006 Edition, updated 2014.

[c] A Compendium of Working Water Quality Guidelines for British Columbia, updated August 2006.

[d] Guideline varies with pH, and or Temperature or Hardness or Chloride

[e] Health Canada Drinking Water Guidelines, 2012.

[f] Guideline for Nitrate applied.

[g] Stream criteria applies to deviation from optimum fish species temperature range. In this case, a reference to ambient is made since the background range (Minnow, 2014) is ~0-20.8°C (upper Hazeltine Creek).

[h] Calculated based on an individual sample basis, not average result basis.

[i] Secondary chronic or chronic value, not 30 day mean.

[j] Guideline not applicable for site situation.

[k] Based on a change from background at any one time. Prebreach range (Minnow, 2014) 0.34-6.99 NTU and <3-18 mg/L TSS.

TABLE 4a: Summary of Analytical Results for Mount Polley, Hazeltine Creek - Surface Water DRAFT

Sample Location	Sample ID	Sample Date (yyyy mm dd)	Physical Parameters									Total Inorganics										
			Hardness (mg/L)	pH (field) (pH)	pH (pH)	Temperature (field) (C)	Turbidity (NTU)	Conductivity (µS/cm)	TDS (mg/L)	TSS (mg/L)	DOC (mg/L)	Total Nitrogen (N) (mg/L)	Ammonia Nitrogen (µg/L)	Nitrate Nitrogen (µg/L)	Nitrite Nitrogen (µg/L)	Nitrate+Nitrite Nitrogen (µg/L)	Chloride (mg/L)	Fluoride (µg/L)	Sulphate (mg/L)	Total Alkalinity (as CaCO3) (mg/L)	Ortho-phosphate (mg/L)	Total Phosphorus (mg/L)
BC Standards																						
BCWQG Aquatic Life (AW)[b,c]			n/a	6.5-9.0	6.5-9.0		Change of 8	n/a	n/a	Change of 25	n/a	n/a	700-24,500[d]	32,800	60-600[d]	32,800[f]	600	1324-1982[d]	n/a	n/a	n/a	n/a
BCWQG Aquatic Life (30day) (AW)[b,c,h]			n/a	n/a	n/a	+/-1 Degree change from ambient[g]	Change of 2[k]	n/a	n/a	Change of 5[k]	+20% of median background	n/a	135-17,700[d]	3,000	20-200[d]	3,000[f]	150	n/a	128-429[d]	n/a	n/a	n/a
BCWQG Drinking Water (DW)[b,c]			n/a	6.5-8.5	6.5-8.5	n/a[j]	Change of 1	n/a	n/a	n/a	n/a	n/a	n/a	10,000	1,000	10,000[f]	250	1,000	500	n/a	n/a	0.01
Canadian Drinking Water Quality (DW)[e]			n/a	6.5-8.5	6.5-8.5	n/a[j]	n/a[j]	n/a	500	n/a	n/a	n/a	n/a	10,000	1,000	n/a	250	1,500	500	n/a	n/a	n/a
HAC01	HAC01	2014 08 24	161	8.22	8.17	18.2	***> 4000***	343	243	**3,350**	6.04	0.902	62.2	453	6.1	-	1.56	120	75.9	93.4	0.0056	0.009
	HAC01-24HRS	2014 08 24	159	-	8.24	-	***52.1***	345	255	**38.7**	5.71	0.691	72.9	461	6.4	-	1.58	119	77.7	95.5	0.0061	0.0077
	HAC01	2014 08 25	155	***8.62***	8.23	18.6	***4,090***	320	140	**4,040**	5.73	1.81	63.2	408	4.4	-	1.3	111	69	92.1	0.0032	0.0082
	HAC01	2014 08 26	151	***8.76***	8.3	18.0	***> 4000***	317	219	**3,930**	6.16	0.73	67.3	418	4.8	-	1.01	120	65.1	94.7	0.0066	0.0099
	HAC01	2014 08 27	166	***8.83***	8.17	18.8	***> 4000***	396	280	**35,000**	5.43	2.7	183	356	20.9	-	3.45	226	101	90.6	0.0024	0.0068
	HAC01- 24HRS SETTLING	2014 08 26	153	-	8.21	-	***31.4***	319	216	3.8	5.51	0.643	77.1	416	5	-	1	103	65.2	96.1	0.0067	***0.0118***
	HAC1	2014 08 28	166	8.29	8.18	17.6	***> 4000***	411	282	**26,900**	5.59	2.3	174	403	16.7	-	3.96	248	114	91.4	0.0028	0.0081
	HAC1- 24HRS SETTLING	2014 08 28	168	-	8.14	-	***68.3***	420	312	**41.6**	5.13	0.925	159	397	16.2	-	3.95	247	116	89.8	0.0027	0.0081
	HAC01	2014 08 29	189	8.3	8.17	14.6	***> 4000***	501	341	**62,800**	4.16	4.55	300	432	38.5	-	6.36	348	162	78.3	0.0024	0.009
	HAC01- 24HRS SETTLING	2014 08 29	190	-	8.13	-	***50.6***	502	367	**31.4**	4.23	1.06	308	437	36.1	-	6.4	328	166	78.2	0.0029	0.008
	HAC-1	2014 08 31	164	-	8.23	-	***100,000***	394	266	**46,400**	5.54	3.26	201	365	17.7	-	3.35	222	99.9	92.4	0.0063	***0.0136***
	HAC-1	2014 09 03	137	-	8.34	-	***> 4000***	317	217	**20,800**	6.02	2.57	125	80	13.1	-	2.49	166	64.9	97.4	0.0088	***0.027***
	HAC-1	2014 09 02	175	-	8.24	-	***> 4000***	413	292	**45,200**	5.39	4.26	233	520	19.4		3.8	256	111	89.4	0.0092	***0.0153***
	HAC-1	2014 09 04	131	-	8.19	-	***1,510***	291	187	**18,900**	6.11	1.87	102	63.2	9.2		1.9	131	54.3	92.5	0.005	0.0089
	HAC-1	2014 09 06	118	-	8.23	-	***4,090***	251	174	**3,790**	5.8	1.1	63.2	10.4	1.7	-	0.71	87	33.4	94.3	0.0041	0.0075
	HAC-1X	2014 09 06	124	-	8.23	-	***4,000***	249	176	**3,780**	5.74	1.05	66.7	10	1.9	-	0.7	88	33.6	95.6	0.004	0.0075
	QA/QC RPD %		5	-	0	-	2	< 1	1	< 1	1	5	5	*	*	-	*	*	< 1	1	*	*
	HAC-1	2014 09 07	128	-	8.23	-	***> 4000***	254	174	**4,860**	6.04	1.15	62.3	< 5	1.2	-	0.75	90	34.2	99.1	0.0031	0.0077
	HAC-1	2014 09 11	117	-	8.37	-	***> 4000***	239	182	**9,080**	5.63	1.89	95.5	17.9	2.5	-	0.69	88	35.2	94.6	0.0047	0.0077
	HAC-1	2014 09 12	118	-	8.18	-	***2,660***	243	192	**4,770**	6.04	1.07	83.2	34.6	17.2	-	0.8	93	36.6	96.6	0.0023	0.0057
	HAC-1	2014 09 13	118	-	8.2	-	***> 4000***	241	183	**1,340**	6.05	1.44	87.1	7.7	6.4	-	0.75	90	35.7	94.9	0.0023	**0.0045**
	HAC-1	2014 09 14	116	-	8.01	-	***4,080***	252	196	**6,770**	5.59	1.21	71.4	14	8.1	-	0.88	102	37.2	101	0.0033	0.005
	HAC-01	2014 09 15	114	-	8.14	-	***> 4000***	247	181	**7,920**	5.69	1.29	92.8	< 5	5.5	-	0.88	106	38.7	94.7	0.0041	0.0067
	HAC-01	2014 09 16	120	-	8.23	-	***> 4000***	258	171	**4,900**	5.92	1.04	64.2	< 5	3.7	-	0.89	111	37.2	102	0.0029	0.0062
	HAC-01X	2014 09 16	121	-	8.22	-	***> 4000***	257	174	**6,080**	5.99	1.03	66.5	< 5	3.5	-	0.89	98	36.9	101	0.0036	0.0058
	QA/QC RPD %		< 1	-	< 1	-	*	< 1	2	22	1	< 1	4	*	*	-	*	*	< 1	< 1	*	*
	HAC-01	2014 09 17	117	-	8.11	-	***2,550***	250	182	**4,900**	5.87	0.81	54	< 5	3.9	-	0.86	97	36.5	98.4	0.0031	0.0062
HAC02	HAC-02	2014 08 27	498	8.09	8.02	15.6	***> 4000***	1,140	***813***	**91,800**	9.13	15.5	252	***13,000***	104	-	15.6	890	**473**	99.1	0.0031	***0.013***
	HAC-02-24HRS SETTLING	2014 08 27	501	-	8.09	-	***21.9***	1,180	***857***	**40.5**	7.87	13.8	447	***12,600***	119	-	15.1	660	**465**	97.8	0.0014	***0.0133***
HAC03	HAC-03	2014 08 27	491	8.12	8.1	18	***> 4000***	1,160	***841***	**86,400**	7.65	13.3	295	***10,900***	111	-	17.6	940	**481**	93.8	0.0029	***0.014***
	HAC-03-24HRS SETTLING	2014 08 27	478	-	8.09	-	8.75	1,190	***826***	6.4	7.05	12.1	488	***10,900***	144	-	17.5	680	**483**	90.8	0.0011	***0.0142***
HAC04	HAC-04	2014 08 27	134	***8.52***	8.42	19.1	***3,480***	293	200	**4,320**	6.7	1.41	30	903	6.1	-	1.35	121	68.1	92.3	0.002	0.0057
	HAC-04-24HRS SETTLING	2014 08 27	136	-	8.21	-	***69.5***	309	176	8	6.29	1.26	39.1	904	6.7	-	1.35	113	68.3	83.1	0.0012	0.0075
HAC05	HAC-05	2014 08 28	162	8.39	8.24	18.2	***> 4000***	375	212	**27,900**	5.51	1.27	141	412	14.8	-	3.17	207	99.3	79.8	0.0027	0.0074
	HAC-05- 24HRS SETTLING	2014 08 28	169	-	8.12	-	***51.2***	361	264	4.7	5.04	0.916	160	409	15	-	3.16	208	101	82.2	0.002	0.0074
HAC06	HAC-06	2014 08 28	165	8.25	8.22	17.5	***> 4000***	402	282	**41,500**	5.22	1.78	155	383	15.9	-	3.69	242	108	84.8	0.0035	0.0088
	HAC-06- 24HRS SETTLING	2014 08 28	162	-	8.19	-	***57.7***	396	225	**46.9**	5.29	0.88	180	384	16.3	-	3.7	247	111	84.7	0.0026	0.0084

Associated ALS files: L1500203, L1500608, L1501501, L1501554, L1502400, L1503098, L1503928, L1503934, L1503943, L1504261, L1504997, L1505933, L1506592, L1506998, L1507958, L1507977, L1508649, L1509589, L1509671, L1510294, L1510298, L1510307, L1510744, L1511205, L1511213, L1511248, L1511774, L1511886, L1511905, L1512696, L1513375, L1509636, L1512755, L1513819, L1514720, L1514721, L1517427, L1518126, L1518270, L1518273, L1519004, L1519926, L1516311, L1520448.

All terms defined within the body of SNC-Lavalin's report (available upon request).

< Denotes concentration less than indicated detection limit or RPD less than indicated value.

- Denotes analysis not conducted.

n/a Denotes no applicable standard.

* RPDs are not normally calculated where one or more concentrations are less than five times MDL.

SHADED Concentration greater than BCWQG Aquatic Life (AW) guideline.

BOLD Concentration greater than BCWQG Drinking Water (DW) guideline.

SHADED Concentration greater than BCWQG Aquatic Life (30day) (AW) guideline.

BOLD Concentration greater than or equal to Canadian Drinking Water Quality (DW) guideline.

[a] Laboratory detection limit out of range.

[b] British Columbia Approved Water Quality Guidelines 2006 Edition, updated 2014.

[c] A Compendium of Working Water Quality Guidelines for British Columbia, updated August 2006.

[d] Guideline varies with pH, and or Temperature or Hardness or Chloride

[e] Health Canada Drinking Water Guidelines, 2012.

[f] Guideline for Nitrate applied.

[g] Stream criteria applies to deviation from optimum fish species temperature range. In this case, a reference to ambient is made since the background range (Minnow, 2014) is ~0-20.8°C (upper Hazeltine Creek).

[h] Calculated based on an individual sample basis, not average result basis.

[i] Secondary chronic or chronic value, not 30 day mean.

[j] Guideline not applicable for site situation.

[k] Based on a change from background at any one time. Prebreach range (Minnow, 2014) 0.34-6.99 NTU and <3-18 mg/L TSS.

TABLE 4a: Summary of Analytical Results for Mount Polley, Hazeltine Creek - Surface Water DRAFT

Sample Location	Sample ID	Sample Date (yyyy mm dd)	Dissolved Metals																											
			Dissolved Aluminum (µg/L)	Dissolved Calcium (mg/L)	Dissolved Iron (µg/L)	Dissolved Magnesium (mg/L)	Dissolved Manganese (µg/L)	Dissolved Potassium (mg/L)	Dissolved Sodium (mg/L)	Antimony (µg/L)	Arsenic (µg/L)	Barium (µg/L)	Beryllium (µg/L)	Boron (µg/L)	Cadmium (µg/L)	Chromium (µg/L)	Cobalt (µg/L)	Copper (µg/L)	Lead (µg/L)	Lithium (µg/L)	Molybdenum (µg/L)	Nickel (µg/L)	Selenium (µg/L)	Silver (µg/L)	Thallium (µg/L)	Titanium (µg/L)	Uranium (µg/L)	Vanadium (µg/L)	Zinc (µg/L)
BC Standards																														
BCWQG Aquatic Life (AW)[b,c]			100[d]	n/a	350	n/a	n/a	n/a	n/a	n/a	n/a	n/a	n/a	n/a	n/a	n/a	n/a	n/a	n/a	n/a	n/a	n/a	n/a	n/a	n/a	n/a	n/a	n/a	n/a	n/a
BCWQG Aquatic Life (30day) (AW)[b,c,h]			50[d]	n/a	n/a	n/a	n/a	n/a	n/a	n/a	n/a	n/a	n/a	n/a	n/a	n/a	n/a	n/a	n/a	n/a	n/a	n/a	n/a	n/a	n/a	n/a	n/a	n/a	n/a	n/a
BCWQG Drinking Water (DW)[b,c]			200	n/a	n/a	n/a	n/a	n/a	n/a	n/a	n/a	n/a	n/a	n/a	n/a	n/a	n/a	n/a	n/a	n/a	n/a	n/a	n/a	n/a	n/a	n/a	n/a	n/a	n/a	n/a
Canadian Drinking Water Quality (DW)[e]			n/a	n/a	n/a	n/a	n/a	n/a	n/a	n/a	n/a	n/a	n/a	n/a	n/a	n/a	n/a	n/a	n/a	n/a	n/a	n/a	n/a	n/a	n/a	n/a	n/a	n/a	n/a	n/a
HAC01	HAC01	2014 08 24	11.6	50	< 30	8.79	52.7	2.08	9.63	< 0.5	1.72	35.2	< 0.5	< 50	< 0.05	< 0.5	< 0.5	17.5	< 0.25	3.2	12.3	< 2.5	3.44	< 0.05	< 0.05	< 10	0.986	< 5	< 5
	HAC01-24HRS	2014 08 24	10.3	49.2	< 30	8.83	53.9	2.16	9.82	0.27	1.93	37.9	< 0.1	29	0.013	< 0.5	0.12	17.8	< 0.05	1.11	12.2	0.74	3.77	< 0.01	< 0.01	< 10	0.984	3.2	< 3
	HAC01	2014 08 25	9.6	48	< 30	8.45	51.6	1.78	8.23	0.23	1.65	38.6	< 0.2	24	< 0.02	< 0.5	< 0.2	15.8	< 0.1	< 1	10.1	< 1	3.35	< 0.02	< 0.02	< 10	0.66	2.5	< 3
	HAC01	2014 08 26	12.1	46.4	< 30	8.44	52.8	1.7	7.95	< 0.5	1.67	38.4	< 0.5	< 50	< 0.05	< 0.5	< 0.5	16	< 0.25	< 2.5	10.4	< 2.5	3.43	< 0.05	< 0.05	< 10	0.746	< 5	< 5
	HAC01	2014 08 27	27	53	< 30	8.28	49.2	4.2	18.5	< 2	2.5	44.6	< 2	< 200	< 0.2	< 2	< 2	19.6	< 1	< 10	35.9	< 10	3	< 0.2	< 0.2	< 10	1.51	< 20	< 20
	HAC01- 24HRS SETTLING	2014 08 26	13.2	47.1	< 30	8.55	51.9	1.65	7.62	0.25	1.69	39.8	< 0.1	26	0.01	< 0.5	0.11	15.8	< 0.05	1.13	10.3	0.62	3.6	< 0.01	< 0.01	< 10	0.727	2.8	< 3
	HAC1	2014 08 28	44	53.2	< 30	8.07	45.8	4.6	18	< 2	2.5	37.6	< 2	< 200	< 0.2	< 2	< 2	15.3	< 1	< 10	38.5	< 10	3	< 0.2	< 0.2	< 10	1.52	< 20	< 20
	HAC1- 24HRS SETTLING	2014 08 28	19.9	54.1	< 30	8.03	50.2	5.32	20.4	0.62	2.9	42.3	< 0.2	42	< 0.02	< 0.5	< 0.2	14.7	0.18	2.5	41.5	< 1	3.55	< 0.02	< 0.02	< 10	1.65	4.3	< 3
	HAC01	2014 08 29	***135***	61.1	< 60	8.74	62.9	5.7	29.1	< 5	< 5	42.9	< 5	< 500	< 0.5	< 5	< 5	19	< 2.5	< 25	68.3	< 25	< 5	< 0.5	< 0.5	< 20	2.18	< 50	< 50
	HAC01- 24HRS SETTLING	2014 08 29	26	61.5	< 60	8.81	55.6	6	30.9	< 1	3.1	43.4	< 1	< 100	< 0.1	< 1	< 1	14.5	< 0.5	< 5	69.4	< 5	3.7	< 0.1	< 0.1	< 20	2.27	< 10	< 10
	HAC-1	2014 08 31	27	51.8	< 150	8.36	37	4.2	16.8	< 2	2.4	46.9	< 2	< 200	< 0.2	< 2	< 2	12.6	< 1	< 10	33.8	< 10	2.5	< 0.2	< 0.2	< 50	1.06	< 20	< 20
	HAC-1	2014 09 03	22	43	< 30	7.25	34.1	3.48	20.3	1.4	3.2	39.9	< 1	< 100	< 0.1	< 1	6.3	12.8	< 0.5	< 5	21.9	< 5	3.1	0.1	< 0.1	< 10	0.84	< 10	< 10
	HAC-1	2014 09 02	< 20	55.6	< 30	8.66	34.5	5	22.2	< 2	3	44.4	< 2	< 200	< 0.2	< 2	< 2	8.5	< 1	< 10	44.8	< 10	3.2	< 0.2	< 0.2	< 10	1.53	< 20	< 20
	HAC-1	2014 09 04	31	41.6	< 30	6.69	33.6	2.31	10.3	< 1	2.3	37.7	< 1	< 100	< 0.1	< 1	< 1	11.9	< 0.5	< 5	15.6	< 5	1	< 0.1	< 0.1	< 10	0.56	< 10	< 10
	HAC-1	2014 09 06	**85.8**	36.7	88	6.5	15.5	1.71	7	< 0.5	1.83	41.3	< 0.5	< 50	< 0.05	< 0.5	< 0.5	20.4	< 0.25	3	5.97	< 2.5	1.48	< 0.05	< 0.05	10	0.752	< 5	< 5
	HAC-1X	2014 09 06	***2,130***	37.9	**1,920**	6.99	66.8	2.13	7.34	< 0.5	2.41	72.2	< 0.5	< 50	< 0.05	3.06	1.45	49.1	1.28	4.2	5.4	3.9	1.36	< 0.05	< 0.05	129	0.82	8.7	6.1
	QA/QC RPD %		185	3	*	7	125	22	5	*	*	54	*	*	*	*	*	83	*	*	10	*	*	*	*	*	9	*	*
	HAC-1	2014 09 07	***1,850***	38.9	**1,810**	7.42	69.3	1.96	7.34	< 0.5	2.21	65.7	< 0.5	< 50	0.057	3.2	1.24	42	1.07	3.7	5.69	4	1.29	0.052	0.056	112	0.817	8.3	7.9
	HAC-1	2014 09 11	***433***	35.9	**412**	6.53	35	1.63	7.25	< 0.5	2.28	42	< 0.5	< 50	< 0.05	0.85	< 0.5	16.9	0.3	< 2.5	6.69	< 2.5	1.22	< 0.05	< 0.05	30	0.833	5.2	5.3
	HAC-1	2014 09 12	**76.9**	37.4	81	5.94	27.6	1.3	7.3	< 0.5	1.92	40	< 0.5	< 50	< 0.05	< 0.5	< 0.5	19.1	< 0.25	< 2.5	6.83	< 2.5	1.15	< 0.05	< 0.05	11	0.654	< 5	< 5
	HAC-1	2014 09 13	**55.1**	37	45	6.21	28.7	1.6	6.96	< 0.5	2.02	44	< 0.5	< 50	< 0.05	< 0.5	< 0.5	21.6	< 0.25	< 2.5	6.88	< 2.5	1.26	< 0.05	< 0.05	10	1.09	< 5	< 5
	HAC-1	2014 09 14	39.1	36.7	33	5.87	39	1.78	7.53	< 0.5	2.07	40.7	< 0.5	< 50	< 0.05	< 0.5	< 0.5	27	< 0.25	< 2.5	8.16	< 2.5	1.24	< 0.05	< 0.05	< 10	0.71	< 5	< 5
	HAC-01	2014 09 15	39.6	36.3	< 30	5.68	35.1	1.84	7.87	< 0.5	2	39.7	< 0.5	< 50	< 0.05	< 0.5	< 0.5	25.2	< 0.25	< 2.5	8.73	< 2.5	1.24	< 0.05	< 0.05	< 10	0.69	< 5	< 5
	HAC-01	2014 09 16	33.1	38	< 30	6.07	41.6	1.63	7.57	< 0.5	1.93	34.2	< 0.5	< 50	< 0.05	< 0.5	< 0.5	26.4	< 0.25	< 2.5	7.82	< 2.5	1.13	< 0.05	< 0.05	< 10	0.596	< 5	< 5
	HAC-01X	2014 09 16	28.4	38.5	< 30	6.17	42.7	1.69	7.48	< 0.5	2.03	35	< 0.5	< 50	< 0.05	< 0.5	< 0.5	26.7	< 0.25	< 2.5	7.88	< 2.5	1.09	< 0.05	< 0.05	< 10	0.606	< 5	< 5
	QA/QC RPD %		15	1	*	2	3	4	1	*	*	2	*	*	*	*	*	1	*	*	< 1	*	*	*	*	*	2	*	*
	HAC-01	2014 09 17	24	37.1	< 30	5.82	45.1	1.48	7.66	0.22	1.87	34.9	< 0.2	29	< 0.02	< 0.5	< 0.2	25.4	< 0.1	< 1	7.49	< 1	1.04	< 0.02	< 0.02	< 10	0.575	2.7	< 3
HAC02	HAC-02	2014 08 27	**61**	161	< 150	23.3	162	12.9	55.5	< 5	< 5	59.5	< 5	< 500	< 0.5	< 5	< 5	25	< 2.5	< 25	155	< 25	32.6	< 0.5	< 0.5	< 50	3.04	< 50	< 50
	HAC-02-24HRS SETTLING	2014 08 27	39.9	162	< 90	23.7	229	13.2	57.5	1.77	3.42	51.4	< 0.1	116	0.043	< 0.5	0.7	53.9	< 0.05	10	180	1.4	33.3	< 0.01	< 0.01	< 30	3.99	3.7	< 3
HAC03	HAC-03	2014 08 27	***199***	161	< 150	21.4	154	14.3	63.1	< 5	< 5	58.6	< 5	< 500	< 0.5	< 5	< 5	24	< 2.5	< 25	168	< 25	26.9	< 0.5	< 0.5	< 50	3.24	< 50	< 50
	HAC-03-24HRS SETTLING	2014 08 27	11	156	< 90	21.4	229	14.8	67.5	2.01	3.48	52	< 0.1	123	< 0.1	< 0.5	0.67	47	< 0.05	11	193	1.22	28.7	< 0.01	< 0.01	< 30	4.18	3.7	< 3
HAC04	HAC-04	2014 08 27	**52**	42.9	< 30	6.42	29.4	1.85	8.51	< 0.5	1.38	35	< 0.5	< 50	< 0.05	< 0.5	< 0.5	36.4	< 0.25	< 2.5	14.8	< 2.5	3.79	< 0.05	< 0.05	< 10	0.365	< 5	< 5
	HAC-04-24HRS SETTLING	2014 08 27	34.5	43.7	< 30	6.42	29.2	1.97	8.83	0.23	1.84	41.3	< 0.1	32	< 0.01	< 0.5	0.15	51.2	< 0.05	1.23	15.9	< 0.5	3.99	< 0.01	< 0.01	< 10	0.424	2.3	< 3
HAC05	HAC-05	2014 08 28	**66**	53.1	< 30	7.14	43.4	4.4	17.8	< 2	2.7	35.7	< 2	< 200	< 0.2	< 2	< 2	25.8	< 1	< 10	41.2	< 10	3.7	< 0.2	< 0.2	< 10	0.92	< 20	< 20
	HAC-05- 24HRS SETTLING	2014 08 28	22	55.6	< 30	7.44	58.6	4.92	19	0.85	2.96	39.3	< 0.2	48	0.035	< 0.5	0.21	40.8	< 0.1	3.9	49.7	< 1	4.41	< 0.02	< 0.02	< 10	1.3	3.9	< 3
HAC06	HAC-06	2014 08 28	***1,650***	52.3	**1,660**	8.38	99.1	5.9	20.8	< 2	3.5	63	< 2	< 200	< 0.2	< 2	< 2	86.2	1.1	< 10	38.6	< 10	3.4	< 0.2	< 0.2	135	1.7	< 20	< 20
	HAC-06- 24HRS SETTLING	2014 08 28	19.8	52.9	< 30	7.38	66.9	5.55	20.8	0.95	2.85	40	< 0.5	< 50	< 0.05	< 0.5	< 0.5	37.7	< 0.25	3.8	46.8	< 2.5	3.64	< 0.05	< 0.05	< 10	2.08	< 5	< 5

Associated ALS files: L1500203, L1500608, L1501501, L1501554, L1502400, L1503098, L1503928, L1503934, L1503943, L1504261, L1504997, L1505933, L1506592, L1506998, L1507958, L1507977, L1508649, L1509589, L1509671, L1510294, L1510298, L1510307, L1510744, L1511205, L1511213, L1511248, L1511774, L1511886, L1511905, L1512696, L1513375, L1509636, L1512755, L1513819, L1514720, L1514721, L1517427, L1518126, L1518270, L1518273, L1519004, L1519926, L1516311, L1520448.

All terms defined within the body of SNC-Lavalin's report (available upon request).

< Denotes concentration less than indicated detection limit or RPD less than indicated value.

- Denotes analysis not conducted.

n/a Denotes no applicable standard.

* RPDs are not normally calculated where one or more concentrations are less than five times MDL.

SHADED Concentration greater than BCWQG Aquatic Life (AW) guideline.

BOLD Concentration greater than BCWQG Drinking Water (DW) guideline.

SHADED Concentration greater than BCWQG Aquatic Life (30day) (AW) guideline.

BOLD Concentration greater than or equal to Canadian Drinking Water Quality (DW) guideline.

[a] Laboratory detection limit out of range.

[b] British Columbia Approved Water Quality Guidelines 2006 Edition, updated 2014.

[c] A Compendium of Working Water Quality Guidelines for British Columbia, updated August 2006.

[d] Guideline varies with pH, and or Temperature or Hardness or Chloride

[e] Health Canada Drinking Water Guidelines, 2012.

[f] Guideline for Nitrate applied.

[g] Stream criteria applies to deviation from optimum fish species temperature range. In this case, a reference to ambient is made since the background range (Minnow, 2014) is ~0-20.8°C (upper Hazeltine Creek).

[h] Calculated based on an individual sample basis, not average result basis.

[i] Secondary chronic or chronic value, not 30 day mean.

[j] Guideline not applicable for site situation.

[k] Based on a change from background at any one time. Prebreach range (Minnow, 2014) 0.34-6.99 NTU and <3-18 mg/L TSS.

TABLE 4a: Summary of Analytical Results for Mount Polley, Hazeltine Creek - Surface Water DRAFT

Sample Location	Sample ID	Sample Date (yyyy mm dd)	Total Metals																										
			Aluminum (µg/L)	Antimony (µg/L)	Arsenic (µg/L)	Barium (µg/L)	Beryllium (µg/L)	Bismuth (µg/L)	Boron (µg/L)	Cadmium (µg/L)	Calcium (µg/L)	Chromium (µg/L)	Cobalt (µg/L)	Copper (µg/L)	Iron (µg/L)	Lead (µg/L)	Lithium (µg/L)	Magnesium (µg/L)	Manganese (µg/L)	Mercury (µg/L)	Molybdenum (µg/L)	Nickel (µg/L)	Potassium (µg/L)	Selenium (µg/L)	Silver (µg/L)	Sodium (µg/L)	Thallium (µg/L)	Titanium (µg/L)	Uranium (µg/L)	Vanadium (µg/L)	Zinc (µg/L)
BC Standards																													
BCWQG Aquatic Life (AW)[b,c]			n/a	20	5	5,000	n/a	n/a	1,200	0.0325-0.13[d]	n/a	1 (Cr(+6))	110	11.2-49.1[d]	1,000	79.5-635.1[d]	870	n/a	1619-6061[d]	Methyl mercury analysis in progress	2,000	25-150[d]	373,000-432,000	2	0.1-3.0[d]	n/a	0.3	2,000	300	6	38.9-341[d]
BCWQG Aquatic Life (30day) (AW)[b,c,h]			n/a	n/a	n/a	1,000	5.3[i]	n/a	n/a	n/a	n/a	n/a	4	3.9-20[d]	n/a	6.4-28.1[d]	14[i]	n/a	1036-2809[d]		1,000	n/a	n/a	n/a	0.05-1.5[d]	n/a	n/a	n/a	n/a	n/a	13.1-316[d]
BCWQG Drinking Water (DW)[b,c]			n/a	14	25	n/a	4	n/a	5,000	n/a	n/a	n/a	n/a	500	n/a	50	n/a	n/a	n/a	1	250	n/a	n/a	10	n/a	n/a	2	n/a	n/a	n/a	5,000
Canadian Drinking Water Quality (DW)[e]			100	6	10	1,000	n/a	n/a	5,000	5	n/a	50	n/a	1,000	300	10	n/a	n/a	50	1	n/a	n/a	n/a	10	n/a	200,000	n/a	n/a	20	n/a	5,000
HAC01	HAC01	2014 08 24	***75,200***	0.67	***47.4***	795	2.4	< 2.5	54	**1.02**	178,000	***114***	**66.2**	***1,860***	***111,000***	***42.4***	**80.5**	55,400	***2,990***	0.183	13.3	**126**	10,900	**5.8**	1.02	12,800	**0.363**	**4,290**	4.91	**265**	**285**
	HAC01-24HRS	2014 08 24	***14,400***	0.18	***16.4***	311	1.01	< 0.5	38	**0.825**	156,000	**19.3**	**20.9**	***1,360***	***20,200***	***25.3***	12.1	19,200	***1,540***	0.193	2.91	42.3	4,210	**3.25**	0.023	11,300	0.055	52	2.8	**53.9**	**84.2**
	HAC01	2014 08 25	***63,400***	0.6	***35.1***	660	2.03	< 1	43	**1.05**	146,000	***119***	**60.1**	***1,200***	***113,000***	***40.1***	**77.9**	51,500	***2,590***	0.312	8.46	**131**	9,200	**4.88**	0.865	10,500	**0.391**	**3,220**	3.82	**223**	**266**
	HAC01	2014 08 26	***73,300***	0.72	***42.1***	736	2.25	< 2.5	53	**1.04**	145,000	***132***	**67.8**	***1,490***	***118,000***	***43.5***	**81**	57,500	***2,870***	0.265	9.16	**146**	9,710	**5.31**	0.954	10,700	**0.426**	**3,910**	4.41	**266**	**300**
	HAC01	2014 08 27	***360,000***	< 2	***245***	***4,970***	***15.3***	< 10	270	**4.78**	757,000	***309***	**378**	***19,000***	***413,000***	***254***	**432**	232,000	***16,600***	***2.89***	49.8	**355**	42,100	***18.4***	**8.17**	41,300	**1.02**	**10,600**	***20.6***	**1,250**	**1,490**
	HAC01- 24HRS SETTLING	2014 08 26	***15,400***	0.2	***11.7***	346	1.08	< 0.5	40	**0.927**	134,000	**26.5**	**25.5**	***1,120***	***23,300***	***26.6***	**16.3**	21,400	***1,430***	< 0.01	1.27	57.1	3,770	**3.2**	0.028	9,040	0.077	59	2.64	**61.2**	**103**
	HAC1	2014 08 28	***404,000***	< 2	***279***	***6,180***	***17.5***	< 10	280	**4.94**	738,000	***303***	**399**	***22,100***	***404,000***	***291***	**463**	259,000	***18,200***	***2.16***	53.4	**342**	48,500	***21.5***	**10.2**	46,800	**0.94**	**8,770**	***21.8***	**1,260**	**1,650**
	HAC1- 24HRS SETTLING	2014 08 28	***5,240***	0.47	***10.6***	463	1.56	< 1	75	**2.15**	523,000	**3.06**	**26.6**	***4,120***	***13,500***	1.5	11	22,700	***4,910***	0.371	9.2	34.4	10,500	**4.16**	< 0.02	28,300	0.021	92	0.552	**19.1**	**88.2**
	HAC01	2014 08 29	***817,000***	< 5	***554***	***11,600***	***37***	< 25	< 500	***10.4***	1,630,000	***549***	**854**	***44,600***	***852,000***	***577***	**961**	522,000	***37,000***	***4.06***	92	**682**	86,600	***35.9***	**20.1**	81,700	**1.73**	**17,000**	***43.6***	**2,620**	**3,490**
	HAC01- 24HRS SETTLING	2014 08 29	***192,000***	< 1	***269***	***1,790***	***13.6***	< 5	290	***6.75***	1,450,000	***169***	**160**	***32,000***	***172,000***	***278***	**100**	107,000	***14,000***	0.237	17.6	**196**	34,100	**7.7**	< 0.1	72,700	0.24	477	***23.5***	**573**	**756**
	HAC-1	2014 08 31	***388,000***	< 2	***261***	***5,780***	***17.6***	< 10	270	***6.31***	1,020,000	***399***	**426**	***21,500***	***498,000***	***270***	**446**	335,000	***18,800***	***2.52***	37	**474**	45,700	***17.1***	**11.2**	42,700	**1.17**	**6,550**	***21.6***	**1,230**	**1,690**
	HAC-1	2014 09 03	***273,000***	1.7	***170***	***3,500***	***11***	< 5	170	**4.3**	557,000	***335***	**289**	***12,000***	***349,000***	***178***	**321**	221,000	***12,200***	***1.79***	30.8	**388**	32,200	***14.3***	**6.59**	37,000	**1.04**	**7,180**	14.9	**915**	**1,140**
	HAC-1	2014 09 02	***581,000***	< 2	***341***	***7,250***	***24.4***	< 10	340	***6.97***	913,000	***585***	**599**	***22,900***	***633,000***	***379***	**715**	254,000	***24,800***	***2.74***	65.9	**660**	60,100	***24.2***	**11.9**	51,700	**1.59**	**19,000**	***30.6***	**2,030**	**2,420**
	HAC-1	2014 09 04	***143,000***	< 1	***97***	***1,890***	***5.2***	< 5	< 100	**2.53**	375,000	***183***	**151**	***6,880***	***205,000***	***97.7***	**149**	123,000	***6,760***	-	16.3	**251**	18,100	**6.5**	**3.44**	20,500	**0.61**	**3,990**	8.68	**504**	**628**
	HAC-1	2014 09 06	***64,500***	0.51	***36.5***	651	2.06	< 2.5	< 50	**1.14**	131,000	***121***	**63.2**	***1,380***	***111,000***	***40.3***	**78.2**	52,200	***2,510***	-	5.8	**136**	8,900	**2.63**	0.922	9,620	**0.404**	**3,040**	3.61	**232**	**261**
	HAC-1X	2014 09 06	***63,400***	0.65	***37.3***	638	1.9	< 2.5	< 50	**0.899**	123,000	***119***	**59.4**	***1,220***	***115,000***	***37.4***	**78.4**	51,400	***2,370***	-	6.93	**130**	8,770	**2.64**	0.84	9,410	**0.389**	**3,550**	3.46	**238**	**251**
	QA/QC RPD %		2	*	2	2	*	*	*	*	6	2	6	*	4	*	< 1	2	*	-	18	*	2	< 1	9	2	4	16	4	3	*
	HAC-1	2014 09 07	***80,400***	0.67	***52***	748	2.57	< 2.5	64	**1.24**	156,000	***156***	**74.9**	***1,940***	***138,000***	***48.3***	**88.8**	61,700	***3,070***	-	7.34	**170**	10,300	**3.05**	1.07	11,000	**0.485**	**3,760**	4.75	**305**	**325**
	HAC-1	2014 09 11	***126,000***	0.6	***72.9***	***1,170***	***4.22***	< 2.5	64	**2.05**	263,000	***232***	**120**	***3,040***	***187,000***	***76.3***	**145**	86,800	***5,420***	-	6.29	**261**	14,100	**4.62**	**1.8**	13,500	**0.746**	**3,590**	6.62	**401**	**537**
	HAC-1	2014 09 12	***64,700***	0.66	***49.7***	699	2.1	< 2.5	51	**1.08**	165,000	***97.8***	**55.8**	***1,870***	***103,000***	***36.8***	**73.6**	46,500	***2,530***	-	8.39	**105**	8,780	**2.59**	1.33	10,900	**0.371**	**3,310**	3.7	**231**	**255**
	HAC-1	2014 09 13	***105,000***	0.56	***71.8***	***1,130***	3.34	< 2.5	64	**1.52**	248,000	***138***	**91.8**	***3,320***	***150,000***	***57.7***	**116**	74,600	***4,310***	-	10.4	**156**	12,400	**3.8**	**1.89**	14,100	**0.48**	**4,710**	6.13	**369**	**410**
	HAC-1	2014 09 14	***86,100***	< 0.5	***66***	990	3.15	< 2.5	71	**1.47**	216,000	***103***	**83.7**	***3,380***	***135,000***	***52.8***	**102**	65,800	***3,620***	-	14.1	**116**	10,700	**3.75**	**1.79**	12,400	**0.374**	**4,310**	5.06	**345**	**355**
	HAC-01	2014 09 15	***114,000***	0.63	***83.2***	***1,160***	4	< 2.5	78	**1.5**	294,000	***133***	**97**	***4,180***	***169,000***	***64.1***	**132**	81,400	***4,690***	-	15.2	**146**	13,500	**4.26**	**1.76**	15,900	**0.472**	**5,940**	6.02	**420**	**424**
	HAC-01	2014 09 16	***89,800***	0.56	***66.4***	993	3.22	< 2.5	65	**1.13**	231,000	***92.6***	**82.3**	***3,820***	***127,000***	***45.9***	**101**	66,100	***3,670***	-	13.6	**101**	11,600	**4.01**	**1.61**	13,900	**0.327**	**4,770**	4.77	**353**	**343**
	HAC-01X	2014 09 16	***89,900***	0.58	***71.5***	***1,010***	3.79	< 2.5	79	**1.14**	233,000	***91.9***	**82.9**	***4,010***	***126,000***	***48.4***	**115**	65,600	***3,820***	-	13.9	102	12,000	**4.16**	**1.85**	14,800	**0.345**	**4,610**	4.96	**355**	**345**
	QA/QC RPD %		< 1	*	7	2	16	*	*	*	< 1	< 1	< 1	*	< 1	*	13	< 1	*	-	2	*	3	4	14	6	5	3	4	< 1	*
	HAC-01	2014 09 17	***53,500***	0.51	***54.1***	704	1.99	< 1	52	**0.91**	171,000	***66.2***	**54.2**	***2,640***	***86,200***	***36.7***	**61.8**	42,200	***2,380***	-	10.1	**76.3**	8,060	**3.14**	1.1	11,500	0.254	**2,600**	3.98	**219**	**226**
HAC02	HAC-02	2014 08 27	***952,000***	< 5	***844***	***14,700***	***46.9***	< 25	900	***14.6***	2,980,000	***528***	**984**	***77,500***	######	***776***	**1,030**	751,000	***49,600***	***15***	139	**557**	120,000	***79.8***	**33.1**	140,000	**1.45**	**11,400**	***56.4***	**2,730**	**4,000**
	HAC-02-24HRS SETTLING	2014 08 27	***1,740***	1.59	4.52	77.1	< 0.1	< 0.5	109	0.043	155,000	0.69	1.7	**119**	***1,600***	0.808	9.64	24,500	***250***	***4.06***	169	2.41	11,500	***34.4***	0.04	56,800	0.011	154	3.71	**9.9**	7.9
HAC03	HAC-03	2014 08 27	***917,000***	< 5	***829***	***14,200***	***45.2***	< 25	850	***13.4***	2,780,000	***514***	**967**	***75,800***	***997,000***	***764***	**1,010**	727,000	***46,700***	***6.7***	141	**548**	119,000	***72.6***	**32.8**	147,000	**1.5**	**11,400**	***56.4***	**2,720**	**3,910**
	HAC-03-24HRS SETTLING	2014 08 27	***472***	1.61	3.7	55.3	< 0.1	< 0.5	120	< 0.1	150,000	< 0.5	0.76	**64.4**	***322***	0.307	9.43	21,900	***201***	***1.1***	190	1.83	13,000	***29.6***	0.015	66,300	< 0.01	43	3.81	4.7	3.4
HAC04	HAC-04	2014 08 27	***68,000***	0.55	***54.4***	961	2.6	< 2.5	65	**0.613**	161,000	**32**	**61.4**	***3,380***	***84,400***	***37.2***	**68.8**	57,400	***2,680***	< 0.5	22.9	32.9	11,200	**6.29**	1.35	14,000	0.105	**5,740**	4	**322**	**243**
	HAC-04-24HRS SETTLING	2014 08 27	***3,410***	0.24	2.66	85.9	< 0.1	< 0.5	35	0.032	44,700	**1.37**	2.13	**198**	***2,240***	2.17	3.37	7,970	***118***	0.43	16.1	1.76	2,990	**3.9**	0.068	9,100	0.01	151	0.486	**10.4**	11.1
HAC05	HAC-05	2014 08 28	***318,000***	< 2	***278***	***4,850***	***15***	< 10	290	**4.42**	767,000	***156***	**335**	***21,200***	***345,000***	***229***	**380**	208,000	***15,100***	***2.9***	61.4	**177**	38,000	***20.6***	**9.26**	41,000	**0.51**	**9,340**	17.8	**1,170**	**1,310**
	HAC-05- 24HRS SETTLING	2014 08 28	***8,990***	0.51	***39.7***	469	2.02	< 1	67	**1.83**	577,000	**7.59**	**17.9**	***4,210***	***13,700***	8.2	7.9	17,500	***5,010***	0.444	15.1	19	9,600	**4.72**	< 0.02	23,300	< 0.02	42	2.16	**32.8**	**69.7**
HAC06	HAC-06	2014 08 28	***374,000***	< 2	***333***	***6,580***	***18.2***	< 10	360	***6.87***	1,120,000	***233***	**399**	***28,600***	***440,000***	***316***	**436**	299,000	***18,100***	***2.5***	54.6	**264**	50,700	***22.4***	**12.7**	54,500	**0.78**	**6,040**	***24.5***	**1,130**	**1,540**
	HAC-06- 24HRS SETTLING	2014 08 28	***1,660***	0.59	2.7	391	0.8	< 2.5	57	**2.02**	659,000	**1.14**	**17.6**	***1,860***	***7,750***	0.47	8.1	18,300	***5,840***	0.407	21	23	10,200	**4.19**	< 0.05	23,600	< 0.05	58	1.13	**8**	48

Associated ALS files: L1500203, L1500608, L1501501, L1501554, L1502400, L1503098, L1503928, L1503934, L1503943, L1504261, L1504997, L1505933, L1506592, L1506998, L1507958, L1507977, L1508649, L1509589, L1509671, L1510294, L1510298, L1510307, L1510744, L1511205, L1511213, L1511248, L1511774, L1511886, L1511905, L1512696, L1513375, L1509636, L1512755, L1513819, L1514720, L1514721, L1517427, L1518126, L1518270, L1518273, L1519004, L1519926, L1516311, L1520448.

All terms defined within the body of SNC-Lavalin's report (available upon request).

< Denotes concentration less than indicated detection limit or RPD less than indicated value.

- Denotes analysis not conducted.

n/a Denotes no applicable standard.

* RPDs are not normally calculated where one or more concentrations are less than five times MDL.

SHADED Concentration greater than BCWQG Aquatic Life (AW) guideline.

BOLD Concentration greater than BCWQG Drinking Water (DW) guideline.

SHADED Concentration greater than BCWQG Aquatic Life (30day) (AW) guideline.

BOLD Concentration greater than or equal to Canadian Drinking Water Quality (DW) guideline.

[a] Laboratory detection limit out of range.

[b] British Columbia Approved Water Quality Guidelines 2006 Edition, updated 2014.

[c] A Compendium of Working Water Quality Guidelines for British Columbia, updated August 2006.

[d] Guideline varies with pH, and or Temperature or Hardness or Chloride

[e] Health Canada Drinking Water Guidelines, 2012.

[f] Guideline for Nitrate applied.

[g] Stream criteria applies to deviation from optimum fish species temperature range. In this case, a reference to ambient is made since the background range (Minnow, 2014) is ~0-20.8°C (upper Hazeltine Creek).

[h] Calculated based on an individual sample basis, not average result basis.

[i] Secondary chronic or chronic value, not 30 day mean.

[j] Guideline not applicable for site situation.

[k] Based on a change from background at any one time. Prebreach range (Minnow, 2014) 0.34-6.99 NTU and <3-18 mg/L TSS.

TABLE 4b: Summary of Analytical Results for Mount Polley, Hazeltine Creek - Blanks DRAFT

Sample Location	Sample ID	Sample Date (yyyy mm dd)	Physical Parameters									Total Inorganics										
			Hardness (mg/L)	pH (field) (pH)	pH (pH)	Temperature (field) (C)	Turbidity (NTU)	Conductivity (µS/cm)	TDS (mg/L)	TSS (mg/L)	DOC (mg/L)	Total Nitrogen (N) (mg/L)	Ammonia Nitrogen (µg/L)	Nitrate Nitrogen (µg/L)	Nitrite Nitrogen (µg/L)	Nitrate+Nitrite Nitrogen (µg/L)	Chloride (mg/L)	Fluoride (µg/L)	Sulphate (mg/L)	Total Alkalinity (as CaCO3) (mg/L)	Ortho-phosphate (mg/L)	Total Phosphorus (mg/L)
BC Standards																						
BCWQG Aquatic Life (AW)[b,c]			n/a	6.5-9.0	6.5-9.0	+/-1 Degree change from ambient[g]	Change of 8	n/a	n/a	Change of 25	n/a	n/a	700-24,500[d]	32,800	60 (Cl<2)	32,800[f]	600	1324-1592[d]	n/a	n/a	n/a	n/a
BCWQG Aquatic Life (30day) (AW)[b,c,h]			n/a	n/a	n/a		Change of 2[k]	n/a	n/a	Change of 5[k]	+20% of median background	n/a	135-17,700[d]	3,000	20 (Cl<2)	3,000[f]	150	n/a	128-309[d]	n/a	n/a	n/a
BCWQG Drinking Water (DW)[b,c]			n/a	6.5-8.5	6.5-8.5	n/a[j]	Change of 1	n/a	n/a	n/a	n/a	n/a	n/a	10,000	1,000	10,000[f]	250	1,000	500	n/a	n/a	0.01
Canadian Drinking Water Quality (DW)[e]			n/a	6.5-8.5	6.5-8.5	n/a[j]	n/a[j]	n/a	500	n/a	n/a	n/a	n/a	10,000	1,000	n/a	250	1,500	500	n/a	n/a	n/a
HAD-FIELD BLANK	FIELD BLANK	2014 08 22	-	-	-	-	-	-	-	-	-	-	-	-	-	-	-	-	-	-	-	-
	HAC01-FB	2014 08 27	< 0.5	-	***5.99***	-	< 0.1	< 2	< 10	< 3	-	< 0.05	< 5	< 5	< 1	-	< 0.5	< 20	< 0.5	< 1	< 0.001	< 0.002[a]
HAD-TRAVEL BLANK	TRIP BLANK	2014 08 27	< 0.5	-	***5.65***	-	< 0.1	< 2	< 10	< 3	-	< 0.05	< 5	< 5	< 1	-	< 0.5	< 20	< 0.5	< 1	< 0.001	< 0.002[a]

All terms defined within the body of SNC-Lavalin's report (available upon request).

< Denotes concentration less than indicated detection limit or RPD less than indicated value.

- Denotes analysis not conducted.

n/a Denotes no applicable standard.

* RPDs are not normally calculated where one or more concentrations are less than five times MDL.

SHADED Concentration greater than BCWQG Aquatic Life (AW) guideline.

BOLD Concentration greater than BCWQG Drinking Water (DW) guideline.

SHADED Concentration greater than BCWQG Aquatic Life (30day) (AW) guideline.

BOLD Concentration greater than or equal to Canadian Drinking Water Quality (DW) guideline.

Concentration greater than 5x laboratory detection limit

[a] Laboratory detection limit out of range.

[b] British Columbia Approved Water Quality Guidelines 2006 Edition, updated 2014.

[c] A Compendium of Working Water Quality Guidelines for British Columbia, updated August 2006.

[d] Guideline varies with pH, and or Temperature or Hardness.

[e] Health Canada Drinking Water Guidelines, 2012.

[f] Guideline for Nitrate applied.

[g] Stream criteria applies to deviation from optimum fish species temperature range. In this case, a reference to ambient is made since the background range (Minnow, 2014) is ~0-20.8°C (upper Hazeltine Creek).

[h] Calculated based on an individual sample basis, not average result basis.

[i] Secondary chronic or chronic value, not 30 day mean.

[j] Guideline not applicable for site situation.

[k] Based on a change from background at any one time. Prebreach range (Minnow, 2014) 0.34-6.99 NTU and <3-18 mg/L TSS.

TABLE 4b: Summary of Analytical Results for Mount Polley, Hazeltine Creek - Blanks DRAFT

Sample Location	Sample ID	Sample Date (yyyy mm dd)	Dissolved Metals																										
			Dissolved Aluminum (µg/L)	Dissolved Calcium (mg/L)	Dissolved Iron (µg/L)	Dissolved Magnesium (mg/L)	Dissolved Manganese (µg/L)	Dissolved Potassium (mg/L)	Dissolved Sodium (mg/L)	Antimony (µg/L)	Arsenic (µg/L)	Barium (µg/L)	Beryllium (µg/L)	Boron (µg/L)	Cadmium (µg/L)	Chromium (µg/L)	Cobalt (µg/L)	Copper (µg/L)	Lead (µg/L)	Lithium (µg/L)	Molybdenum (µg/L)	Nickel (µg/L)	Selenium (µg/L)	Silver (µg/L)	Thallium (µg/L)	Titanium (µg/L)	Uranium (µg/L)	Vanadium (µg/L)	Zinc (µg/L)
BC Standards																													
BCWQG Aquatic Life (AW)[b,c]			100[d]	n/a	350	n/a	n/a	n/a	n/a	n/a	n/a	n/a	n/a	n/a	n/a	n/a	n/a	n/a	n/a	n/a	n/a	n/a	n/a	n/a	n/a	n/a	n/a	n/a	n/a
BCWQG Aquatic Life (30day) (AW)[b,c,h]			50[d]	n/a	n/a	n/a	n/a	n/a	n/a	n/a	n/a	n/a	n/a	n/a	n/a	n/a	n/a	n/a	n/a	n/a	n/a	n/a	n/a	n/a	n/a	n/a	n/a	n/a	n/a
BCWQG Drinking Water (DW)[b,c]			200	n/a	n/a	n/a	n/a	n/a	n/a	n/a	n/a	n/a	n/a	n/a	n/a	n/a	n/a	n/a	n/a	n/a	n/a	n/a	n/a	n/a	n/a	n/a	n/a	n/a	n/a
Canadian Drinking Water Quality (DW)[e]			n/a	n/a	n/a	n/a	n/a	n/a	n/a	n/a	n/a	n/a	n/a	n/a	n/a	n/a	n/a	n/a	n/a	n/a	n/a	n/a	n/a	n/a	n/a	n/a	n/a	n/a	n/a
HAD-FIELD BLANK	FIELD BLANK	2014 08 22	-	-	-	-	-	-	-	-	-	-	-	-	-	-	-	-	-	-	-	-	-	-	-	-	-	-	-
	HAC01-FB	2014 08 27	-	-	-	-	-	-	-	-	-	-	-	-	-	-	-	-	-	-	-	-	-	-	-	-	-	-	-
HAD-TRAVEL BLANK	TRIP BLANK	2014 08 27	-	-	-	-	-	-	-	-	-	-	-	-	-	-	-	-	-	-	-	-	-	-	-	-	-	-	-

All terms defined within the body of SNC-Lavalin's report (available upon request).

< Denotes concentration less than indicated detection limit or RPD less than indicated value.

- Denotes analysis not conducted.

n/a Denotes no applicable standard.

* RPDs are not normally calculated where one or more concentrations are less than five times MDL.

SHADED Concentration greater than BCWQG Aquatic Life (AW) guideline.

BOLD Concentration greater than BCWQG Drinking Water (DW) guideline.

SHADED Concentration greater than BCWQG Aquatic Life (30day) (AW) guideline.

BOLD Concentration greater than or equal to Canadian Drinking Water Quality (DW) guideline.

Concentration greater than 5x laboratory detection limit

[a] Laboratory detection limit out of range.

[b] British Columbia Approved Water Quality Guidelines 2006 Edition, updated 2014.

[c] A Compendium of Working Water Quality Guidelines for British Columbia, updated August 2006.

[d] Guideline varies with pH, and or Temperature or Hardness.

[e] Health Canada Drinking Water Guidelines, 2012.

[f] Guideline for Nitrate applied.

[g] Stream criteria applies to deviation from optimum fish species temperature range. In this case, a reference to ambient is made since the background range (Minnow, 2014) is ~0-20.8°C (upper Hazeltine Creek).

[h] Calculated based on an individual sample basis, not average result basis.

[i] Secondary chronic or chronic value, not 30 day mean.

[j] Guideline not applicable for site situation.

[k] Based on a change from background at any one time. Prebreach range (Minnow, 2014) 0.34-6.99 NTU and <3-18 mg/L TSS.

TABLE 4b: Summary of Analytical Results for Mount Polley, Hazeltine Creek - Blanks DRAFT

Sample Location	Sample ID	Sample Date (yyyy mm dd)	Total Metals																											
			Aluminum (µg/L)	Antimony (µg/L)	Arsenic (µg/L)	Barium (µg/L)	Beryllium (µg/L)	Bismuth (µg/L)	Boron (µg/L)	Cadmium (µg/L)	Calcium (µg/L)	Chromium (µg/L)	Cobalt (µg/L)	Copper (µg/L)	Iron (µg/L)	Lead (µg/L)	Lithium (µg/L)	Magnesium (µg/L)	Manganese (µg/L)	Mercury (µg/L)	Molybdenum (µg/L)	Nickel (µg/L)	Potassium (µg/L)	Selenium (µg/L)	Silver (µg/L)	Sodium (µg/L)	Thallium (µg/L)	Titanium (µg/L)	Uranium (µg/L)	Vanadium (µg/L)	Zinc (µg/L)
BC Standards																														
BCWQG Aquatic Life (AW)[b,c]			n/a	20	5	5,000	n/a	n/a	1,200	0.0325-0.0575[d]	n/a	1 (Cr(+6))	110	11.2-19.9[d]	1,000	79.5-184.8[d]	870	n/a	1619-2634[d]	Methyl mercury analysis in progress	2,000	25-150[d]	373,000-432,000	2	0.1-3.0[d]	n/a	0.3	2,000	300	6	38.9-108[d]
BCWQG Aquatic Life (30day) (AW)[b,c,h]			n/a	n/a	n/a	1,000	5.3[i]	n/a	n/a	n/a	n/a	n/a	4	3.9-7.6[d]	n/a	6.4-10.5[d]	14[i]	n/a	1036-1441[d]		1,000	n/a	n/a	n/a	0.05-1.5[d]	n/a	n/a	n/a	n/a	n/a	13.1-82.5[d]
BCWQG Drinking Water (DW)[b,c]			n/a	14	25	n/a	4	n/a	5,000	n/a	n/a	n/a	n/a	500	n/a	50	n/a	n/a	n/a	1	250	n/a	n/a	10	n/a	n/a	2	n/a	n/a	n/a	5,000
Canadian Drinking Water Quality (DW)[e]			100	6	10	1,000	n/a	n/a	5,000	5	n/a	50	n/a	1,000	300	10	n/a	n/a	50	1	n/a	n/a	n/a	10	n/a	200,000	n/a	n/a	20	n/a	5,000
HAD-FIELD BLANK	FIELD BLANK	2014 08 22	-	-	-	-	-	-	-	-	-	-	-	-	-	-	-	-	-	< 0.05	-	-	-	-	-	-	-	-	-	-	-
	HAC01-FB	2014 08 27	< 3	< 0.1	< 0.1	< 0.05	< 0.1	< 0.5	< 10	< 0.01[a]	< 50	< 0.5	< 0.1	< 0.5	< 30	< 0.05	< 0.5	< 100	< 0.05	< 0.01	< 0.05	< 0.5	< 50	< 0.5	< 0.01	< 50	< 0.01	< 10	< 0.01	< 1	< 3
HAD-TRAVEL BLANK	TRIP BLANK	2014 08 27	< 3	< 0.1	< 0.1	< 0.05	< 0.1	< 0.5	< 10	< 0.01[a]	< 50	< 0.5	< 0.1	< 0.5	< 30	< 0.05	< 0.5	< 100	< 0.05	< 0.01	< 0.05	< 0.5	< 50	< 0.5	< 0.01	< 50	< 0.01	< 10	< 0.01	< 1	< 3

All terms defined within the body of SNC-Lavalin's report (available upon request).

< Denotes concentration less than indicated detection limit or RPD less than indicated value.

- Denotes analysis not conducted.

n/a Denotes no applicable standard.

* RPDs are not normally calculated where one or more concentrations are less than five times MDL.

SHADED Concentration greater than BCWQG Aquatic Life (AW) guideline.

BOLD Concentration greater than BCWQG Drinking Water (DW) guideline.

SHADED Concentration greater than BCWQG Aquatic Life (30day) (AW) guideline.

BOLD Concentration greater than or equal to Canadian Drinking Water Quality (DW) guideline.

Concentration greater than 5x laboratory detection limit

[a] Laboratory detection limit out of range.

[b] British Columbia Approved Water Quality Guidelines 2006 Edition, updated 2014.

[c] A Compendium of Working Water Quality Guidelines for British Columbia, updated August 2006.

[d] Guideline varies with pH, and or Temperature or Hardness.

[e] Health Canada Drinking Water Guidelines, 2012.

[f] Guideline for Nitrate applied.

[g] Stream criteria applies to deviation from optimum fish species temperature range. In this case, a reference to ambient is made since the background range (Minnow, 2014) is ~0-20.8°C (upper Hazeltine Creek).

[h] Calculated based on an individual sample basis, not average result basis.

[i] Secondary chronic or chronic value, not 30 day mean.

[j] Guideline not applicable for site situation.

[k] Based on a change from background at any one time. Prebreach range (Minnow, 2014) 0.34-6.99 NTU and <3-18 mg/L TSS.